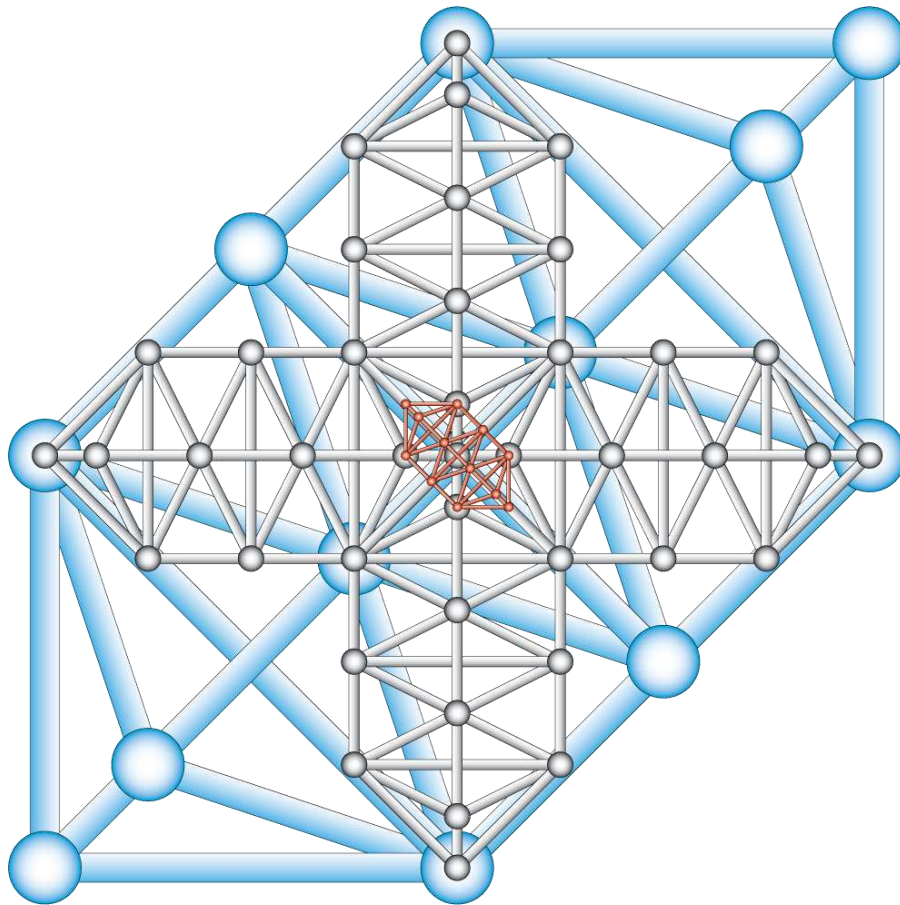


Exploring the God Worlds




Lovingly Co-Created by Kathara Team Members on behalf of Azurite Press.

Table of Contents

In the Beginning	1
Partiki and Partiki Phasing	2
Order, Intelligence, and Consciousness	2
Wave People	3
Recognizing the Consciousness	3
Rules and Balances	4
Partiki, PartikA and Particum	4
Partiki Phasing	6
Scalar, Scalar Wave and Scalar Grids	8
Keylons	8
Dimensions	9
Keylon Crystal Body	9
Unifying the Polarities	10
Sequential Phasing	11
Analogy for the process of PKI Phasing	11
15 th Dimensional Structure	12
Harmonic Universes	14
Hova Bodies and Stations of Consciousness	16
Consciousness and the Flash Lines	17
Stepping Down	17
Antahkarana	19
The Kathara Grid	20
Kathara Centers	21
Repulsion Zones	21
Kathara Lines	22
Primal Manifestation Template	22
The 2 Interwoven Kathara Grids of Primal Order within the Universal Time Matrix and Cosmic Energy Matrix of the Primal Manifestation Template	23
Star Gates and Ascension Passages	25
Universal Star Gates	25
Angular Rotation of Particle Spin	27
Seeing Where Everything Fits Together: The Ecka Map	29
Our Local Universe	30
Locks	30
Veca and Ecka Code Lock Keys	32
Heaven World	33
Particum Side of our Universe	33
Particum Side of our Universe	33
Recap	36
Partiki Phasing Process	37
Cosmic Eckasha Middle God World Corridor	38
Cosmic Eckasha-A Higher God-World Spectra	39
Keys and Codes	40
The God-Worlds Multiplying	42
Time Portals and Dimensional Locks	42
The Eckasha-Aah 1 st God-World of Creation	44
The 3 Eternal God-Source Consciousness Fields from and through which all Dimensionalized Currents and Consciousness Manifest	44

SECTION-1: Cosmic Creation-Secrets of the Yunasai	45
COSMIC SOURCE: God	45
Downstepping Cosmic Creation.....	45
COSMIC FORCE: The Yunasai Divine Cosmic Trinity-<i>ManU, EirA and ManA</i>	46
COSMIC CHRISTOS: The Divine Blueprint <i>Kathara, Krystallah and Kristos</i>	46
COSMIC CLOCK: Down Stepping the <i>12 Reuche Scepter Pillars</i>	46
COSMIC HEART AND FIRE: The ManU Window and Ecka Eternal Flame	47
COSMIC ARCS : The 12 Reuche Sceptre Arcs and the Cosmic Shield	47
COSMIC MERKABA: The Amoraea, Eckasha and Veca Merkaba Fields	47
COSMIC EGG: Cosmic Radial Bodies and the 15 God-Cells of the God-Seed	48
GOD WORLDS OF THE COSMOS	49
Flame of Amoraea.....	49
Emergence of the Kathara Grid.....	50
Reuche´ Scepter Pillars.....	51
The Clock Arrangement.....	51
Heart of God.....	52
The Cosmic Arcs.....	53
Cosmic Merkaba.....	54
Amoraea Merkaba.....	55
First Down-step.....	55
Second Down-step.....	55
Third Down-step.....	55
Recap.....	55
What is Merkaba?.....	56
Radial Bodies and Eckasha God-Seed.....	57
Where are We?.....	58
Synthesis.....	59
SOURCES	62



The material presented in this module (or presentation) reflect the dynamics of the emerging MCEO materials and the reality that the detailed understanding of major topics is under continuous development; therefore, the contents, and level of detail herein, are as advanced as possible UP TO the date of publication of the source materials.

Table of Figures

Figure 1	Krist and Krystallah	2
Figure 2	Holographic Template	5
Figure 3	Partiki Phasing Process	7
Figure 4	15-Dimensional Time Matrix	12
Figure 5	Sub-Frequency Bands	18
Figure 6	Kathara Level-1: 12-Tree Grid	20
Figure 6a	The Cosmic Kathara Grid	20
Figure 7	The Krist Code and 12-Tree Kathara Grid	22
Figure 8	Primal Manifestation Template	23
Figure 9	Portals and Star Gates	26
Figure 10	Primal Current Flow and Star Gate Sound Tones	27
Figure 11	Particum Side of Our Universe	29
Figure 12	Four Kathara Grids – Our Local Universe	30
Figure 13	Particum Side of Our Universe	34
Figure 14a	Veca Flow 1	35
Figure 14b	Veca Flow 2	35
Figure 14c	Veca Flow 3	36
Figure 14d	Veca Flow 4	36
Figure 15	Partiki Phasing Process	37
Figure 16	The 22 Manifestation Fields of 1 Cosmic Eckasha Middle God World Corridor	38
Figure 17	The 96 Manifestation Fields of 1 Cosmic Eckasha-A Higher God World Spectra	40
Figure 18	The Manifestation Fields of the Eckasha-Aah	41
Figure 18a	Structure of 1 Eckasha-Aah	42
Figure 19	Time Portal and Density Lock	42
Figure 20	The Eckasha-Aah 1st God World of Creation	43
Figure 21	The Divine Trinity	44
Figure 22	The Primal Life Force Field & the Cosmic God Seed Eckasha-Aah	52
Figure 22a	The Yunasai – Point of All Union	50
Figure 22b	The Reuche´ God-Seed Core	51
Figure 22c	12 Reuche´ Scepter Pillars	53
Figure 22d	12 Reuche´ Scepter Arcs	53
Figure 22d-1	1 Reuche´ Scepter Arc and its Parallel Arc	54
Figure 22e	Eckasha God-Seed	56
Figure 23	The Eckasha God-Seed & Cruxansatea	57
Figure 23a	The 12 Reuche´ Scepters	50
Figure 24	The Core God World Eckasha-Aah	59
Figure 25	The Stairway to Heaven	63

Introduction to the God Worlds

In the Beginning

The God Worlds is a story of creation. This story begins with Source and it ends with Source. Source is the foundation upon which the whole structure is built. **My Relationship with Source Comes First.** This is a point that Speaker 3 emphasizes again and again and it is very important. So, my relationship with Source comes first. Part of my relationship with Source is how I perceive Source, how I conceive Source, what is my conception of Source. Source is the core concept upon which all of Creation is built, and, in particular, upon which the God Worlds are built.

How do we perceive Source? This is something we can ask ourselves almost daily, and every day we will come unto a new understanding of our relationship with Source, or a new depth in our relationship to Source. In very general terms, we can conceive of Source as a vast pool of consciousness that underlies all of Creation. Source is this vast pool of consciousness, a vast pool of aliveness. It is the aliveness that underlies all of Creation.

This aliveness is not something that is remote from us; it is something that is very direct, very immediate in our lives. We can ask ourselves “what is it that is alive in ourselves; what is it that is alive within me; what is it that is alive in everything around me?” We can look in the mirror and ask ourselves “what is this that is looking out through my eyes?” Ultimately, what is looking out through all of our eyes is Source.

There are various veils that Source wears. What is looking out through my body initially is my Soul. What’s looking out through that is an Oversoul, and so on.¹ As we progress backwards through the veils, we ultimately come to a pure and very free aliveness that underlies all of Creation...and that is Source. Ultimately, what is alive in me and in the flowers, the trees, and the animals is Source. The expressions of Source can have various veils of distortion, but ultimately behind all those distortions is Source. So, Source isn’t something very remote from us. It is very direct, very immediate, and very present in our lives.

We can conceive of Source in religious terms, in terms of God, and in terms of a Creator. These have their uses. All of these conceptions of Source carry, in terms of God, in terms of religious expressions, a certain amount of baggage. The concept of Source is a much more expansive concept. The God Worlds effectively describe the structure that manifests creation and brings it into being for us. It is basically the geography of Cosmos.

We all have this desire to go Home. We can ask “where is Home?” Or more specifically, where is here in relation to Home? And how do we get there? The God Worlds describe the journey we have to take in order to integrate our way back Home.

There is a sequence of concepts through which we can illustrate the development of the God Worlds. We will start at the very beginning, going from Source through a sequence of ideas. Some of these ideas you would have come across many times already in the context of Kathara Healing. It is useful to revisit them because they form a sequence and when you follow the sequence, it creates coherence in our understanding of the God Worlds.

The pictures of the graphs are **symbol codes**. They tell us things on the 3-D level that help us understand relationships between different objects or different places, but they are also encoded or encrypted. This means they carry **data packages**, where they carry huge amounts of mathematical data in frequency form

¹ Incarnate, Soul, Oversoul, Christos Avatar

within them. This mathematical data in frequency forms allows you to actually pick up a lot of understanding through direct cognition. Even if you cannot yet look at a diagram and explain what it means on a 3-D level, you are picking up the frequency of the whole direct cognition which will help you to understand it.

Partiki and Partiki Phasing

Order, Intelligence, and Consciousness

In explaining the Cosmos, we always start with the **Holographic Template**. The Holographic Template is literally the secret blueprint that you do not see, behind which and under which matter is accreting or matter is manufactured. The Holographic Template refers to **hologram**. The Holographic Template starts with what we call **units of the consciousness of God-Source**. This is **Primal Substance**—the substance out of which anything is made. What is this stuff? Well, it is obviously **energy**, but what is energy?

What the Freedom Teachings show is that **Consciousness IS Energy and Energy IS Conscious**.² Consciousness is a substance. It is a substance that takes on the form of waveforms. They can be standing waves or moving waves, but the templates upon which density—or matter manifestation—occurs are standing waveforms. A standing wave is called a **Scalar Standing Wave**. It holds a fixed point in a grid with many others, and there are very specific mathematical relationships and geometrical relationships between the positioning of these standing columns of wave forms. Standing waves **oscillate** and **vibrate**. Oscillation is when the Particum and PartikA actually flash on into manifestation, and you would see them. Vibration is when they flash off and go back into the Creation Point.

Imagine a sphere covered with light bulbs. They are not moving, but they flash on and off at different rhythms. When they flash on and off at different rhythms, it can appear as if they are moving. If you watch the lights around a marquee, you can see how they can make it look like the lights are actually running around, but they are not. The lights are just flashing off and on. The templates upon which matter is built are very much like this. They are not light bulbs; they are literally consciousness in the form of energy that interacts in very specific ways at very specific angles with other units of like kind and some of opposite kind.

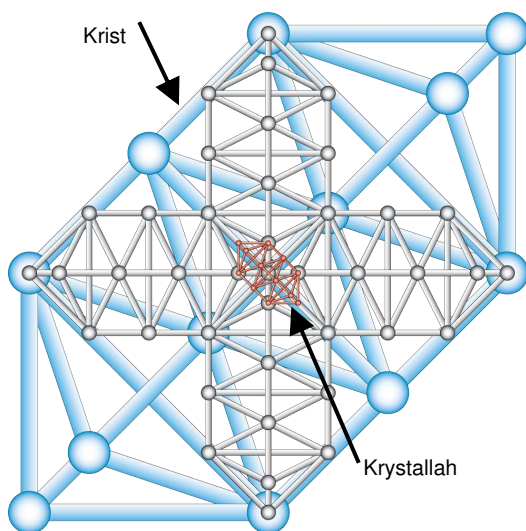


Figure 1: Krist and Krystallah

There is a whole structure to the way reality is built. It is not haphazard. It is not that a big bang just happened and all of a sudden things started to organize themselves. There are big bangs, and the big bangs are the result of certain mechanics that have to do with the template beneath them.

There is order and intelligence to the way the universe is structured. That order has for ages been referred to as the Krist—not Christ c-h-r-i-s-t, but Krist, K-r-i-s-t—because there are two main mathematical programs that are template programs, core programs that everything—the creation, objectified manifestation—began upon. They are called the **Krist** and the **Krystallah**. They go together, and between the two of them they represent 24 points of vibration and oscillation. Upon this structure, standing scalar waves form. And they form intimate interwoven patterns that create the structure of

² Kathara 1 Manual, Section 1.

dimensional fiber of electromagnetic energy by which things can come into manifestation as individuated forms of consciousness.

The energy that makes up the standing scalar waves that make up the templates upon which matter manifests, and matter within which consciousness can embody is all conscious. That means they're beings, not just things. There's awareness though it is an awareness different than what we would possess in a human form here. You would have a different relationship to things like "thought" or "emotion." It would be much more in a category of **direct cognition** and infinite knowing at all times. The standing scalar waves of consciousness that the universe is made out of includes your body. That includes your consciousness. You are a part of this consciousness. This is what we mean by units of the Consciousness of God.

You cannot be separate from God-Source. God-Source was, is and always will be the original consciousness within which everything manifests, because God-Source desired to manifest it. God-Source set in motion a structure of **perpetual motion**. The first creation continually occurs. It never ends. It was set in motion upon the Krist and Krystallah, which allow for the perpetual motion—continually regenerating, the cycling of consciousness into and out of manifestation, in perfect balance, in perfect synchronization, which allows creation to have beginnings and endings within cycles. But actually it all occurs at once within the body of the Consciousness of God-Source.

Some of these concepts are hard to grasp at first, but as you progress with the work there is an interesting aspect to the work. It speaks to you on many levels. If it is not reaching you on the D-3 level, some other part is picking it up as cognition. After a while, you will find yourself opening. You will find things coming to you, "oh, okay, yeah, I get that. Oh, yeah, I remember what that meant, I did not think I agreed with that then, but yeah, now I see."

Wave People

If you work with the information provided here, you will find that universal anatomy and personal anatomy have a life of their own. You also discover you can never be alone in the universe. You can pretend you are alone in the universe. You can choose to set up a belief pattern that you are alone in the universe. If you want privacy, you can be private, but you are never, ever alone, because your body is made out of many, many billions of standing scalar waves who are **wave people**...consciousness.

Those wave people that make up our bodies are smaller than the consciousness that make up the part of ourselves we call our **cognitive selves**. So those parts of ourselves, those little waveforms that are beings in their own right, actually look to us for guidance to help them evolve to higher levels. So there is a responsibility that is implied with recognizing that you are part of the body of God-Source. There is a responsibility in recognizing nothing is ever separate from God, even if it falls down a black hole. It will go home differently—it will go home as **space dust**. But space dust is still sacred.

There is no excuse anymore once you realize these things. Once you realize the structure, the science of spirituality, you realize why there is spirituality to spirituality, because it implies that we are all swimming in a pool of unconditional and absolute love—love that was given freely as a gift, so freely, in fact, that we were allowed to be destructive if we so chose.

Recognizing the Consciousness

We were not forced to uphold the original creation and intention of God-Source, which was a joyful, loving experience of eternal life and infinite creativity. If that was forced on us, we would not be able to make choices. We would simply be puppets to a creator god someplace, and that is not the intention of the consciousness that created universal structure. It loved us so much, even though it would prefer that we did

not do things like create black holes and harm each other and harm other things. That freedom is still allowed, though not preferred.

There is a spirituality of recognizing the consciousness. The energy structures of the God Worlds are fascinating on a scientific level. It is fascinating to see the structure and how the structures interrelate with each other. But we should not forget while we are looking at these that we are talking about consciousness. Consciousness implies a being, structures of being. It is a whole different thing than if you are looking at something saying, "oh, I can play with that thing. I can make that do what I want it to. I can learn how to make those currents do something." You might try asking them first if they want to work with you. There is a responsibility to recognize if you want to reclaim your consciousness and be whole and respected as the being you are, you have a responsibility to give respect to other forms of consciousness as well.

It is such a shame what our children are not taught in this society and what has become of this civilization. Once upon a time it was not like this. Once upon a time people did not pick a flower without communicating with the whole bush telepathically, saying "Is this all right, is this a good time for you? Because I will not do it if you do not want me to." And the flower usually would say "oh, just hold on, let me pull back my frequency a little bit so it does not hurt." There was an open conscious relationship with everything.

People in those societies did not feel lonesome. You did not have teenagers committing suicide because of getting bullied at school. You did not have people shooting up restaurants because they were frustrated with their jobs. There was a love in those times and spaces.

Rules and Balances

We have taught ourselves as a species many lessons about love, by allowing that state of "relative perfection" to go away. We have taught ourselves why it is worth standing for and worth working for. The one way to do that is to recognize that this Krist template exists and it has a set of rules and balances.

They are not rules that say you have to do this and you cannot do that. They are rules that every unit of consciousness of God that comes into the manifestation framework understands exactly: what the Krist is, what the template is, and how it works. It works in a form of action and reaction. There will be consequence to action, and even thought is action.

So everything, every being that ever came into this Time Matrix---it does not matter how much it might whine *now* about "nobody's being fair to me." Everyone knew when they first came into manifestation what the rules of the game were, and the rules were: there is a certain way the energy systems here work. There is a certain leeway to where they can be pushed into being used in ways they were not meant to. But if you push too hard, the literal laws of inter-dimensional physics will push back, and you will get consequences you will not be happy with. Everyone knew that when they came in. However, many people have forgotten it.

The universe and the cosmos are **self-regulating**. They do not require God to play warden. God just IS. And God extends love and continually sends pulses of consciousness in for manifestation and receives other pulses back home for recirculation, to go back home with Source...if you choose. That is an option. But, God-Source does not play warden.

Partiki, PartikA and Particum

If we are going to understand our multi-dimensional anatomy we need to understand something called the *templates* of matter. They are like the armature or the blueprint that matter builds up on. Consciousness does not enter time or manifestation in a random, haphazard way...it is not an accident. It is a highly

ordered, mathematical, geometrical system of arranging units of energy, units of consciousness into certain patterns where manifestation can take place. There is a Primal Order to the structure of the Universe and there is a Primal Order to the structure of human biology and consciousness. There is also a Primal Substance.

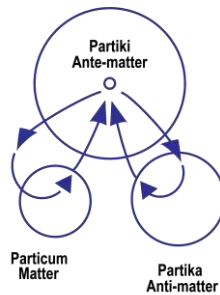
We have a vast field of Source; a vast field of pure consciousness that underlies all of creation. It is totally alive, totally free within itself, totally whole, totally integrated. Source brings its attention to a point of focus and in doing so creates structure around it. That structure manifests as the First Partiki (PKI), emerging within Source. These Partiki are the smallest units of energy substance, electro-tonal units of consciousness, the consciousness of God, the consciousness of Source. They are the building blocks of morphogenetic fields, matter and individuated conscious identity. They operate as minute perpetual motion fission-fusion generators.

Holographic Template

Units of Consciousness, Morphogenetic Fields and Scalar Grids

1. **Partiki, Partika, & Particum:**



Smallest units of energy-substance. Electro-tonal units of consciousness that are the building blocks of morphogenetic fields, matter and individuated conscious identity. Operate as minute perpetual, motion fission/fusion generators.



3. **Partiki units** continue to group or accrete upon the Partiki Grids, forming:

A. Keylons - crystallizations of "frozen light" (standing scalar wave patterns and fixed points of tonal frequency), and
B. Keylon Codes - complex groupings of Keylons, which together form a crystalline template of light spectra, sound frequency and electromagnetism that is the morphogenetic field Crystal Body - the Blueprint upon which matter and identity will manifest.

2. **Partiki Grids:** The fabric of morphogenetic field structure. Partiki units group to form interwoven Strands, then Grids of electro-tonal substance, out of which morphogenetic fields are fashioned. Out of a Unified Field of Partiki units, Partiki Grids form to create the frequency bands that make up the dimensional fields and then form individuated morphogenetic fields.



The Morphogenetic Field is made of interwoven **Partiki Grids**. The electro-tonal units of consciousness out of which Partiki Grids form create standing wave patterns - **scalar wave grids**, which hold the form of consciousness within dimensionalized manifestation. Morphogenetic Fields are thus **Scalar Grids** that form in specific ordered interrelationship. Partiki Grids form upon the *core geometrical-mathematical* structure of the **Kathara Grid**, and so the Kathara Grid represents the *core Scalar Field* upon which form manifests.

Morphogenetic Fields govern the form of matter manifestation and the evolution of biology & consciousness. Morphogenetic Field mechanics thus hold the key to mastery of physical reality and Bio-Spiritual Evolution.

Reality is a thought field composed of units of consciousness awareness



Figure 2: Holographic Template

There is a Primal Substance to the order of the universe, and we refer to this Substance as Partiki units. Partiki units can be understood as *omni-polar* units of energy. “Omni” meaning they have the polarity of both negative and positive, but they also have no polarity at the same time. An omni-polar unit can be understood as simply a *vibration*, a unit of energy that just holds a vibration and is not yet manifest; it exists in an “ante-matter” state of non-manifestation; but it is still holding a pattern on which form will build.

Partiki, PartikA, and Particum are three primary units that every other particle or waveform is built upon. Though we think of them as simply words, they are actually **frequency resonance patterns** that are close to the resonance pattern of these particular units. A name is a sound. It is a **sonic signature** that has to do with the vibration or oscillation of the thing you are calling a name. They are massive identities (consciousness fields) perpetually fueled and created by a pulse of consciousness that circulates consciousness from the wholeness of God to that focus of 3-point attention. We are constantly expanding in and out of God so it is taking place at every moment...no beginning, no end. There are cycles of linear perception in the manifest perceptual fields, but in truth, it is a constant interaction of the 3 points of God attention.

The names are as close as you can get translated into our languages here of the actual tonal frequency of the particular thing that is being named. So we have three primary units of consciousness and units of energy called Partiki, PartikA, and Particum. There are teachings that go with this that get into something called **Partiki Phasing**.

Partiki Phasing

Partiki units, in order to create manifestation, do something called PKI phasing, which means they continually and perpetually break apart and come back together, break apart and come back together. Partiki units are not free-floating units of energy; they are *fixed points* of frequency that are arranged in very specific relationships to each other to form manifestation templates; they form a scalar grid of fixed points. If you want to understand a scalar grid, think of a marquee that you sometimes see around theater signs, where you would have a series of light bulbs and they would all flash off and on at a certain rhythm, and it would *look* like a string of light going around, but the light was just an illusion, they were not really moving. The *movement*, the illusion of movement was created by the flashing on and off sequence of the stationary points of light.

You can understand PKI units as representing those stationary light bulbs. They are fixed points of units of energy that cycle...they go from vibration to oscillation, vibration to oscillation. There is a difference between vibration and oscillation. It goes from the omni-polar state where it is ante-matter sound into a bi-polar state, electro-magnetic, where it is light. This is what PKI units do; they stay in one place and cycle on and off, flash on and off.

The template of the universal structure upon which the 5 Harmonic Universes (and all the galaxies within them) manifest are created of PKI units that phase on and off. A PKI unit that phases on and off draws to it self other like units, so you have *clusters* of Partiki units phasing on and off. Those clusters are called Keylons; that is where we get “*Keylontic Science*.” Keylons build up to form more complex Keylons or *Keylon Codes* that progressively build up the form of energy that serves as the blueprint for manifestation.

When you look at the aspect of the PKI phasing, when PKI go into bi-polarity, where they flash on from being a sound...they are a small sound vibration but then flash on into a *light* vibration; you can view that as a scalar wave, it is a type of scalar wave. Each one of those standing points of PKI units, when they phase on into bi-polarity, creates a scalar wave pattern and then it flashes off again into vibration, then back on again into oscillation...standing wave patterns, scalar waves, standing waves.

Partiki phasing is a very fundamental process in creation through which Source manifests creation. An important point in relation to creation is that what is being created is primarily structure. Source is creating structure; it is projecting part of ITS Consciousness, part of ITS aliveness into structure. It is effectively exploring ITS own nature from within that structure and integrating what IT learns from that process back into the wholeness of itself.

There is a process involved in Partiki phasing. We have the Original PKI, which manifests as a neutral structure around the original concept in Source. This neutral structure replicates within itself...it creates an equal replica of itself. That replica in turn phases...it polarizes into two equal and opposite expressions of the Original Idea. One manifests as a unit on the matter (PCM) side of creation and the other a unit on the anti-matter side of creation (PKA).

Partiki phasing, in simple terms, is how these three units, the Partiki, the PartikA and the Particum interact with each other. Basically they phase together to become ante-matter, which is actually Density-5 gaseous light. When they polarize you have anti-matter (PKA) and its opposite which is matter (PCM). These are the base units of conscious energy that group together in many different ways to form anti-particles and particles. Particles live in our particle universe, which is called the Particum universe. This is where you get these words. Throughout the literature you will see the abbreviation PCM or PKA, which means Particum universe and PartikA universe.

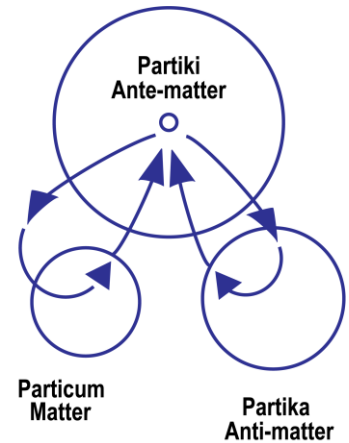


Figure 3: Partiki Phasing Process

The PartikA universe is our Parallel universe that is built upon a primary base of PartikA anti-matter units, where our system is a Particum universe built upon matter units. You could look at Particum as the female and PartikA as the male, and the Partiki the original spirit or androgynous being out of which they both came.

Partiki, PartikA, and Particum are standing waves, little tiny standing waves that cycle. They go back and forth from being an ante-matter state of unification and coming or flashing on into manifestation of Particle and Anti-particle. This would be their oscillation stage, and you would be able to see them if you were looking at them with your etheric microscopic vision. When they go into vibration they would flash off and become ante-matter particles. That is a simple way to understand it.

These units of consciousness always come in a group of three---or one that becomes two and then goes back to one again. So there is the replica and the original and both hold the original pattern. Then you break down one of these into two, but turn one in a direction that is the opposite polarity to itself.

This means you have a Still Point. Then it replicates into another Still Point and the process of replication actually creates a vibration which would be the beginning of the EirA force. You take it and split it and turn one upside down...the other way and then turn them towards each other. This creates a force where they are drawn together through the piece of the pattern that they share (ManU). But they also repel each other at the same time and it creates a tension in which movement can begin. This is the creation process that is happening in our bodies all the time. Partiki, Particum and PartikA all exist at the same time. But here in the manifest hologram focus there is a sequence of cause and effect--one thing appears to come before another. Thus we perceive the action, this Partiki phasing at different phases. Our bodies are made of templates of consciousness units that also phase, but do it in a syncopated rhythm; the consciousness units do not all phase at the same time; they follow a rhythmical program (mathematical program).

Scalar, Scalar Waves and Scalar Grids

In very simple we are familiar with waves that are in the world around us. We have waves flowing on the ocean and these are horizontal waves. We can perceive of scalar waves as waves that flow vertically. They are a process by means of which energy and consciousness move vertically from Source into manifestation or more specifically it moves between dimensions. Scalar waves are effectively vertical waves that move energy and consciousness between dimensions; *flash* on in one dimension, and *flash* off in another. Flash on and off in one dimension moving energy between dimensions.

Standing scalar waves are made of Partiki units, points that flash on (oscillate) and then turn off (vibrate), then replicate and polarize and then group together, like with like. They form Partiki grids (2 dimensional)--and they form PartikA and Particum grids, each one like lights that string together. Then they begin to cross over and through each other; they interact and form a 3-D grid in a specific geometrical configuration. They interact in specific angular relationship to each other. This is all controlled by the original Base 12 Divine Blueprint Kathara Grid, that determines how much energy it will have, how many vibrations, how many oscillations, how much consciousness is held in one of these still points; all was set by the *Original Intention* of God-Source. There is a mathematical formula that guides the process, that is a 'right way' Divine Intention. Scientists are looking at this all on the outside, but do not understand there is a blueprint for all of this. We are not haphazard. It is NOT a chaos system; it is NOT an accident.

The PKI units interweave and form a fabric of scalar waves, an energy field that pulls in more and more of the Consciousness of God. God-Source sends in pulses of consciousness continuously to keep fueling it. One draws in and another comes back out. The ManU field is where this comes through from God-Source, through the ManA field; and then the EirA field is in a back pulse, the one that draws in and sends it back to Source. It comes in through the ManU (Partiki) units out through the ManA (PartikA) units and circulates back to the ManU (Partiki) units through the EirA (Particum) units and back to Source.

Circulation of energy takes place through the Partiki grid. The Partiki grid begins to accrete more, to replicate its units and make more of itself and these units pull together toward each other (like kind). So a Partiki grid is like a 2-D structure pulling in more and more, and forms something called **Keylons** which are 3-D units of consciousness (Partiki/PartikA/Particum). When enough units come together to make critical mass (becomes form) the 2-D field transforms to a 3-D field--the 3-D hologram.

Scalar waves anchor our consciousness into dimensionality in the Time Matrix in order to be able to experience space, time and matter evolution. If we can understand the basic Primal Substance of scalar waves, we can begin to understand who we are and how we get here, and what it means to be in a body and be conscious. We as consciousness *before* manifesting, takes on the form of very specific arrangements of scalar waves. Our consciousness literally turns into that form in order to experience the projection, the holographic projection, of space, time and matter.

Keylons

Keylons are 3-D carriers of consciousness force. Keylons flash on and off in a syncopated rhythm as they move through the Partiki phasing going on within them. When they hit a critical mass of inner vibration they turn off; when they hit a critical mass of oscillation, they turn on. Therefore, the Maharic Shield with its standing scalar waves--each wave is composed of Keylons (a Partiki unit on its own would not be strong enough to form a shield).

We go from the forces of ManU/ManA/EirA into the primal units that they form--Partiki/PartikA/Particum into the structures that these units form grouping together making stronger wave forms (such as the Maharic Shield). All these wave forms are composed of Partiki units, which are units of ManU/ManA/EirA which are

units of the consciousness of God, which implies that *all energy is conscious, and all consciousness is energy.*

Dimensions

Dimensions are sets of 3 frequencies of consciousness (ManU/ManA/EirA - Partiki/PartikA/Particum). Every dimension has structures built on Keylons. So a dimension is literally a structure of Keylons which are complex standing scalar waves formed by clusters of Partiki/PartikA/Particum. Dimensions build on each other. From down here where we are, it looks like they get bigger as they go up. From Source it looks like they get smaller as they go down.

They cycle and that is called Partiki phasing. They flash on and off, but they are not just individual. They group together and they form, first, strings of these units, and those strings then form grids, like crosshatched grids of these units, like a fabric being woven, a fabric of light and sound, of vibration and oscillation of energy units—and those grids end up with three different rhythms of flashing off and on that form a three-dimensional base structure that creates **Keylons**.

A dimension is composed of a set of Keylons. As an example, let us say Dimension-1 is composed of a set of 12 Keylons. Dimension-2 is composed of a set of 12 Keylons but also has the 12 from Dimension-1. In Dimension-3 it would be 12 X 3. They build on each other: $D\ 12 = 12 \times 12 = 144$ Keylons. **Keylons are like the voltage and wattage of consciousness. The amount of Keylons in a dimension will determine how much consciousness it can carry.** It will direct how many strands of DNA they are capable of forming.

If your template of identity only has 12 Keylons you will only have enough to make one DNA strand, not enough to become a 3 dimensional biological being. You need a minimum of 36 Keylons in the template for this (3 X 12). The Keylons build up to form the matter, the atomic structure of everything around us

Keylon Crystal Body

Keylons are basically 3-dimensional forms of light and sound waves. They are 3-dimensional because you have three different lines of Partiki, PartikA and Particum flashing on and off at three different rhythms, which creates a 3-dimensional format. This is the basis of what we call the **Crystal Body**, the **Keylon Crystal Body**. Everything in manifestation, including the entire universal framework itself, has a crystal body structure. Later we come to call these the Shields. When we talk about the **standing scalar wave shields**, we are talking about a part of the Crystal Body structure. But in truth everything—every part of our matter has a crystal structure to it. It has this structure of Partiki, PartikA, and Particum as the core template.

We call a Partiki grid the Crystal Body because of the Keylons. As **3-dimensional units of light and sound, they form crystallizations of light and sound**--pre-light and pre-sound that eventually become light and sound that eventually become crystallized thought forms or matter. This is a process of taking a thought form into primal force attention using the Trinity Pattern Base-12 Divine Blueprint, and progressively building it up into a crystallization where the thought of God becomes crystallized into manifest holographic forms that hold portions of the consciousness of God a bit separate from itself, even though it is within itself, so that it can stand back and look at itself and its creation. God knows itself through us and we know ourselves through God because we are one and the same.

We have a personal Crystal Body, a personal Keylon structure, a crystal thought form Light-Sound Body. This is our Scalar Wave Template. Scalar Wave Template equals Crystal Keylon Body. When we work with our Crystal Keylon Body it will turn on more and more Keylons (scalar waves), pulling in more consciousness like it was meant to do.

Our Crystal Body is similar to Christmas tree lights, constantly turning on and off in syncopated pattern. We are constantly returning home to God but do not remember. We put our eternal consciousness into 3 focuses at the same time through the Divine Trinity (Partiki phasing) making them do different things in order to perceive this hologram that is created through that process (interaction). Our Cosmic Keylon structure (whole) is called the Amoraea Crystal. All of this applies to both the macrocosm and the microcosm; all have the same structure (scalar template).

This is the basic Primal Substance and all sorts of other things come out of this, including electrons and protons and neutrons and where a whole bunch of other “trons” that go all the way up a 15-Dimensional scale fit in, where we have 15 dimensions in one 15-Dimensional Time Matrix. Each dimension represents one flash-line of Partiki, PartikA and Particum with a specific flash-line rhythm, so Dimension-1, for example, would have a slower flash-line. They flash on and off slower. Dimension-2 would be faster. You get up to Dimension-15 and it is really *fast*.

These standing waves that form **standing wave grids** form movement on the inside of matter. When we get into waves that move here in the electromagnetic spectrum, our light and sound waves and **gamma waves** on one end and **infrared** on the other and all the other stuff science does not know is there yet—it is because of the interaction of these standing waves—how they behave and how they cycle, how fast they flash on and off in relation to each other and at what angles—that other waveforms come into perceivable manifestation. It is part of the holographic process, where we are actually all made of these right now and everything in the room is made of them—the air is made of them, every **molecule** that exists, every **atom**, every electron is made of them. But we do not see that, because our consciousness has anchored itself into a very specifically organized pattern or Shield of Partiki units, of standing waves, that bends the energy of our consciousness into very specific relationships so we are able to see different types of **reality fields**.

It all comes back down to Partiki, PartikA, and Particum, the units that form grids that form 3-dimensional grids, which form crystalline structures of light and sound. Now these are, of course, living structures, because the units themselves were units of the consciousness of God. They were and they always will be, and that means we are, too. This means you cannot escape the original source of creation, because we are living embodiments of it—and not just our minds being an embodiment of it, our spirit being in the image of God, but everything is in the image of God, as an energy form, a conscious energy form that can take on any form or no form.

When we get past understanding that we are made out of light and sound waves, Partiki, PartikA, and Particum, we get into the structure that this primal substance forms. And that is where we start to understand the body of the cosmos. Before we can understand really well our own bodies, it helps to understand the framework that we live within, because the same template that was used to manifest universes and galaxies and cosmos is the exact same template that is used to manifest everything in the microcosm as well.

If we can understand the cosmos, if we can understand a planetary “**Templar**” (that would be energy grids and **Star Gates**), we will also understand the inner energy grids and Star Gates within our body. We will understand our own structure, and the advantage of understanding our own structure is that once you understand it you can learn how to use it well to serve the intentions that you would like instead of being run over by your biology.

Unifying the Polarities

“And within those Primal Sound fields by taking sound and the Partiki scalar units that are turned off, which is vibrating and turning part of them around and changing their polarity in relation to each other, light was created.” (*A'sha, Mechanics of Manifestation*)

We have 2 polarized expressions of the Original Idea. One polarized in the male electrical direction and the other polarized in an equal / opposite female magnetic direction; 2 equal and opposite expressions of each other. These 2 polarized expressions come into manifestation and they interact. Interaction between these two polarities is effectively what weaves the whole structure of creation. The whole structure of creation emerges through the sequential interaction of this process.

The 2 polarized units come into expression. Once they have manifested in expression, they then turn around, come back into the neutral core in Source. If particle and anti-particle were to come together, to merge, they would annihilate each other.

The Original PKI Unit (which manifests as PCM / PKA particles) holds the buffer field and the two particles merge back into this buffer field. In this buffer field the polarities are RE-integrated in an orderly way. So the consciousness that is inherent to the structure is brought back in an orderly way in harmony, in coherence into the original neutral expression, and from there, the structure dissolves and consciousness returns directly to Source.

We have this process whereby structure comes into being. Part of this process is the dissolution of the structure where the consciousness is released and flows back to Source. Thus, we have polarity as a natural part of the creative process. Polarity is a natural part of creation. It is only when polarity gets stuck, when the polarized units of consciousness cannot return to coherence, to harmony that we have problems. Polarity in itself is natural and it is when polarity can return to integrity and wholeness in Source and return to full integrity in Source, that creation is working in its natural way.

Sequential Phasing

The 1st PKI creates the primary structure from which all the rest of the structures in creation emerge. Now we have sequential phasing of the PKI units: The 1st PKI phases – projects polarized structures into manifestation and then returns to Source with the sequential emergence of additional PKI Phasing, which projects additional particles into manifestation. These particles phase sequentially and they phase in relationship to each other. So, we get the sequence of PKI units phasing, creating a **flash-line sequence**. This flash-line sequence in turn phases in relation to other flash-lines and it creates PKI grids. These grids in turn phase in relation to other grids and they create more complex 3-dimensional structures. Three dimensions are a KEY unit in the manifestation of creation. Therefore, we have a 3-Dimensional structure emerging from the PKI phasing units.

Analogy for the process of PKI Phasing: A very good example is a TV screen or computer screen. If you look very closely at a TV screen, you will see a sequence of dots on the screen and each dot has little pixels and these flash on and off in a sequence in relation to each other to create a line, and the lines flash on and off in sequence to create a picture. The sequential phasing of these units switching on and off creates a pattern. That pattern emerges on the screen as a picture on a TV screen. So a TV screen can project something like a football match or horse racing, a drama, and so on. So, this very simple process of the phasing of units, very small units phasing on the screen...the sequential patterns that emerge from that can create various realities. They can create various projected realities; they can create an infinite complexity of realities.

We talk about the hologram; the projected reality that we see in the world around us. This is referred to as a hologram. A hologram is nothing more than a projected reality. It is these fundamental processes that create basic units and it is the patterning of these units that creates the complexity of the projected realities that we perceive around us. Just as we have dots flashing on the screen creating very complex projected realities on TV screens, we have a very similar process at work in the world around us. We have this very fundamental level that is PKI phasing generating the patterns that we see in the external world around us. So we perceive the 3-dimensional projected reality which is referred to as the hologram.

15-Dimensional Structure

Figure 4 is a simple diagram to represent what is called a 15-Dimensional Time Matrix. This is a **Crystal Body Shield Template** made out of Partiki, PartikA, and Particum. But since there are 15 dimensions from here to here, there would be 15 different **flash-line sequences**. You would have 15 different rhythms of standing waves flashing off and on.

Within the 15-Dimensional Matrix we have our Density Levels: Density-1 (Dimensions 1-3), Density-2 (Dimensions 4-6), Density-3 (Dimensions 7-9), Density-4 (Dimensions 10-12) and Density-5, the Primal Light Fields here (Dimensions 13-15), and the Primal Sound Fields (Energy Matrix). The Density Levels are also called Harmonic Universes.

One 15-Dimensional Time Matrix with 5 Harmonic Universes

PRIMAL ORDER of the Dimensionalized Universal Manifestation Template

A Dimension is a full Frequency Band or a repeated sequence of "flashing on & off" of scalar standing-wave points within a morpho-aenetic field.

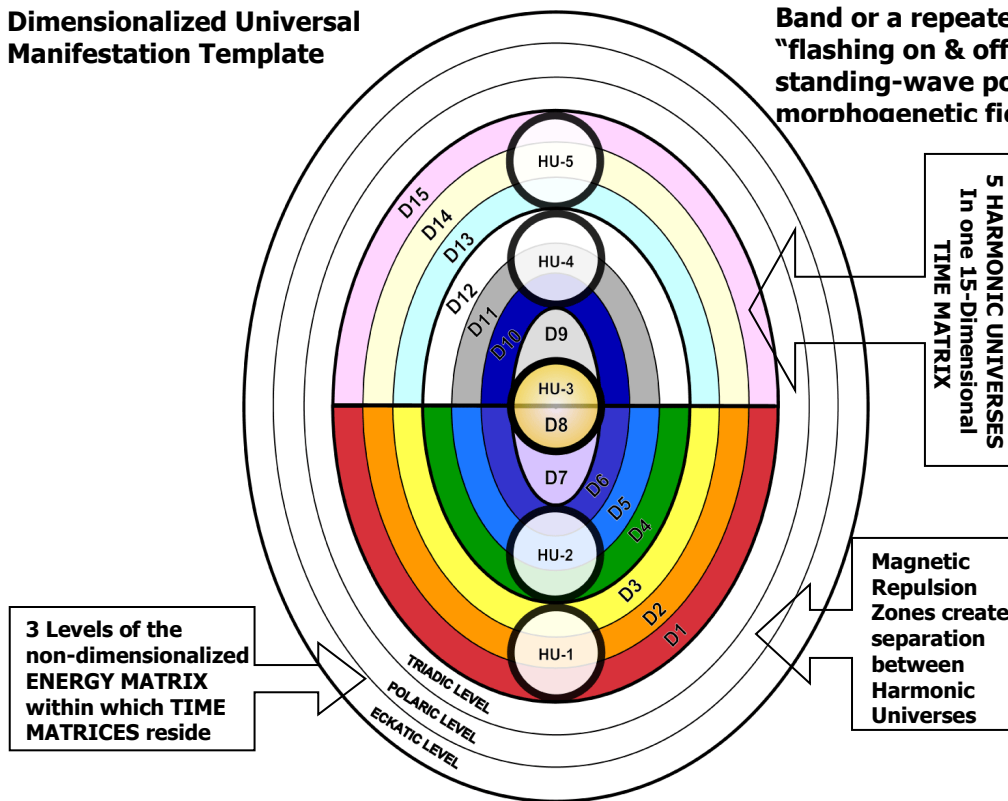


Figure 4: 15-Dimensional Time Matrix

D-10, D-11, and D-12 are the Divine Blueprint Pre-matter Liquid Light spaces. D-9, D-8 and D-7 comprise the Etheric Matter and on down to the Gross Physical Matter at density 1. The pillar of frequency that runs from D-9 is called the Antahkarana or the Universal Kundalini energies. These are Kundalini energies. Kundalini energies do not go any higher than D-9, but they connect. A larger pillar comes around them once higher activation of the DNA and of the body is created.

At D-12 is the Maharata Christos frequency. We have been running D-11 and D-12 Pale Silver Light, and there is a bit of D-10 in there because whenever you run the D-12 it picks up the other two that are in the shield with it. But it looks like Pale Silver Liquid Light, and that is the Maharata frequency. That is the D-12 Carrier Wave. Everything we work with and all the techniques that come with this program are built

on running the D-12 as the Carrier Wave for anything else. If you are working with currents down here, D-12 is the Carrier Wave that allows you to open the seals so you can bring other currents in.

If you want to use D-6 current, you can actually bring the D-6 current in once you get your template up to be able to hold it. You can ride through on the D-12 Carrier Wave and come into the D-1 body. You could become capable of transmitting a D-6 current or eventually a whole D-12 current. But right now you would probably blow your socks off if you tried to do a full D-12.

We get little nanosecond bursts of frequency when things activate right now. It is not like we get frequency running like water, though sometimes it can feel like that. It is more like the turning off and on of a light switch—like a scalar wave flashing on and off. The frequency flashes in, it activates the DNA, and it activates the template for nanosecond bursts and then it is gone. But the activation is there. If you are consistent in bringing the higher frequencies into your template, after a while those activations hold. It is like slowly stretching the template so it does not shatter. Because if you just open the doors and let it run you would crash your template.

We are running the currents that are the natural currents that run down here in Density-1: the D-1, D-2, and D-3 currents. They are quite slow compared to the higher spectrum currents. Even the gamma ray spectra and all of that stuff that science says, “oh, they are the really high-powered, fast, choppy waves,” are only in the D-2 and the first part of the D-3 band.

What might the higher density frequencies look like? You would have “fry-you-on-contact” kind of waves. Gamma waves can do pretty good damage on you and so can X-rays. Can you imagine what the strength of these are running full throttle? And what we are doing is progressively getting our bodies where we can run them, from the inside out. We are not going to turn into laser beams yet, but I think these frequencies, if they were fully run in without a buffer, would be like lasers. They would fry everything and turn it into gaseous light.

It is a process of moderating frequencies, when we are running these frequencies. But the template itself, the D-12 Christos level of our Self is stored in our template—our consciousness is our template; that is part of our consciousness, too. So we have our Divine Blueprint which implies we have part of our consciousness expressing as that Divine Blueprint. It knows when too much is too much, so it will not allow those frequencies to run. But as we work with the frequencies we build up a tolerance. Just like if you work with jogging, the first time you may crawl around the block—forget run, you can hardly walk, right? If you keep it up slowly, slow but persistent—gentle persistence progressively prepares the body without harming it to be able to run these invisible currents of light and sound.

There comes a certain level where you feel it. You might not immediately when you first start using it, or you might not feel it when you are using it, but all of a sudden, like a couple of hours later, you are trying to make lunch or something and just—*Zap!* You just get *neeuurr*—and the hairs stand up on your arm and you get heat flashes and you know, “geez, I’m going through early menopause.” No, that is an activation. Other times, you will pull in frequency to run and you will feel it immediately. And everybody differs with that because we are all at a different level of shield activation and DNA activation. But the frequencies are real, even though science has not identified them yet.

The problem with identifying them with instruments is the Angular Rotation of Particle Spin (ARPS). These currents have a different ARPS than things down here, and the instruments that science is using are made of matter particles that have the ARPS down here. So it is going to be a little challenging for scientists to pick up anything in this spectrum while using the type of equipment that is currently available.

These are the currents that we are working with. At D-12 we have the Maharata. The Primal Light Fields (D13-15) are called the **Kee-Ra-ShA**, and those are the sounds they make. The reason it is called Kee-Ra-

ShA is because translated into our language, the closest sounds for the Race Tones are Kee, Ra, ShA.³ Up in the Energy Matrix we have the **Khun-Da-Ray**, and it is the same reason—these are the Triadic, Polarcic, and Eckatic levels, the Khun, Da, RA, or Khundaray frequencies of the Primal Sound Fields. They are the basic currents, and now the Heliotalics that come in at the Ecka angle are available. They are really, really beautiful. These look like pale silver pastels. It is a metallic-type light, but a lovely, light, fluffy liquid. It feels like liquid, but dry. It is like you can swim in them.

This 15-D Structure is absolutely KEY to the whole structure of Creation and the structure of the God Worlds. We are all connected. Every tree in the same species has a certain template that is the same, and then there are individuated parts of it that make it an individual tree within the collective. Humans are like that, too.

Harmonic Universes

The 15 dimensions are broken into what are called 5 Harmonic Universes. The Harmonic Universes are different sets of pulsation rhythms. One Harmonic Universe would have three dimensions in it, so it is a 3-dimensional reality system. It would be a matter-based system, and the type of matter that would manifest in one Harmonic Universe would have to do with what the pulsation rhythm of what the Partiki phasing was within those three dimensions. The faster the Partiki phasing is, the less dense the matter becomes.

The lowest waves, the slowest waves that would flash on and off the slowest, would be down here in D-1, which is part of Harmonic Universe 1 (HU 1). The next fastest waves would be at HU 2, then at HU 3, then up at HU 4. The fastest would be HU 5.

We are down here right now in HU 1: Dimensions 1, 2, and 3. It is called “gross matter density.” It is the heaviest type of matter except when you go into black holes, which gets even worse. But the natural structure here is the slowest and heaviest.

The next level is called HU 2, and that consists of Dimensions 4, 5, and 6. Dimensions 4, 5, and 6 in HU 2 are similar to Dimensions 1, 2, and 3 in HU 1. They both have a **base tone**, an **overtone**, and a **resonant tone**, which is a combination of a base tone and overtone. Again, you would see the same structure of Partiki, PartikA, and Particum. You would have the Partiki unit being the resonant tone, the Particum unit as the base tone and the PartikA unit the overtone.

This structure of base tone (D-1), overtone (D-2), resonant tone (D-3), base tone (D-4), overtone (D-5), resonant tone (D-6) goes all the way up, including when you are dealing with D-1. You are dealing with the sub-atomic and etheric level, the border between sub-atomic particles that science can see and the etheric level.

If you go up to what we call D-4, which is the astral plane, you are actually dealing with the sub-atomic particle level of Density-2. Every one of these is a flash-line sequence. It has a different pulse from the one above, from slow going up to high. You have gross matter density. This at HU 2 / Density-2 is called semi-etheric gross matter density. It is going from a carbon base (HU 1) into a silica base (HU 2). We find carbon-silica base matter in HU 2 and silica base matter in HU 3, called etheric matter, which is even lighter in weight and density.

Up in HU 4 you go into Pre-matter Liquid Light. This is where matter literally is in the form of liquid light, and that is considered the D-12 level. Liquid light is actually D-10, D-11 and D-12, but D-12 in particular is considered the Divine Blueprint. That is where we come in from, going from the non-material state of HU 5,

³ ShA is pronounced Shay.

Dimensions 13, 14 and 15 into the states of density of matter.

The Primal Light Fields are up in D-13, 14, and 15, in HU 5. This is the place where what was sound vibration, templates of waves in standing form, begin to interact with each other in a way that makes them bend, and they begin to oscillate—not just vibrate, they begin to arc and make energy. And that energy becomes light: the Primal Light Fields. The Primal Light Fields are basically a **Pale Turquoise (D-13)**, **Pale Yellow (D-14)**, and **Pale Magenta Pink (D-15)** color. Within that you have the Divine Blueprint, which is the **Pale Silver Liquid Light of D-12** that we use. This is the Maharata Current we use when we do the Maharic Seal.

What we have out here in the Energy Matrix are actually the three levels of the Primal Sound Fields. Before you have Light there is Sound. Before you have oscillation or flashing on, there is the vibration state. This area is called the **Sound or non-dimensionalized Energy Matrix**.

We have the fundamental process of PKI phasing generating structure within creation, effectively generating fundamental structures on which the God Worlds are built. The core form is illustrated in the Time Matrix in Figure 4. What we have is the dimensional structure of a universe. On the outside we have the pure Consciousness, *pure* Light, the very free Aliveness of Source that is without structure and without form that is totally integrated and knows all of Itself intimately. At a very fundamental level Source Consciousness brings focus to a particular idea and creates a structure around it. That structure initially manifests as very pure Sound, the Primal Sound Fields (Khundaray).

These Primal Sound Fields are very alive in themselves, very conscious, very aware and they are capable of creation within themselves. They bring focus of attention to a more concrete expression of the Original Idea, the Original Theme and in doing so they create vast fields of very Pure Light, the Primal Light fields. (Kee-Ra-ShA) Consciousness within those Primal Light fields further develops the Original Idea and creates more concrete structure, which begins to manifest as the matter fields in creation.

The sequential structuring within creation progresses from the Primal Sound through the Primal Light and begins to manifest the matter fields in creation. Within these individual fields there is further subdivision into dimensional levels. Dimensions basically are bands of phasing PKI units. They are differentiated by the different frequencies by which they phase. A further feature of the PKI phasing process is that the particles that manifest effectively spin. So there are different spin orientations for different particles.

Within the full expanse of matter fields there are 12 subdivisions: 12 dimensions. These 12 dimensions are grouped in groups of 3. Thus we have 4 groups of 3 dimensions, each group forming a harmonic universe. An important point in relation to this diagram is that the Primal Sound fields are non-dimensionalized. There is a fundamental difference here in the Primal Sound fields. They are much closer to Source, much less separated from Source than the rest of creation. So we do not get quite the same differentiation, the same solid structure in the Primal Sound fields as we do in the inner dimensional levels of creation.

We have 15 dimensions spanning the Primal Light fields and 4 Harmonic Universes within the 12 dimensional structure of the matter fields. We have the light fields of Dimensions 13, 14, and 15, the Pre-matter Liquid Light of dimensions 10, 11, and 12. Effectively we have 5 Harmonic Universes, also referred to as density levels, each spanning 3 dimensions. We have definite zones of separation between each of the Harmonic Universes. We exist in Harmonic Universe 1, in Density 1 down here in dimensions 1, 2, and 3. It is worth making the point that lower dimensional level is not the same as lower importance.

All of the dimensional levels are important; all are significant in their own way. It is like the notes in a musical scale: each has its role, each has its significance. So, we cannot have higher dimension snobbery in our universe; we do not say that higher dimensional level 15 is looking down on lowly dimension 1. We say Density 1 down here, at this level where we exist in physical bodies, has great significance and there is

great value and great importance in that. We are not inferior because of this. In fact there is particular significance to our presence in Density 1, at this level, at this time.

You can actually take this and put it into a flat chart that does not have any curved lines, or you can take flat charts and turn them into things with curved lines. It is just one way of representing it, but it is meant to convey the fact that the universe and the cosmos, the templates of matter that we are talking about right now, actually form 3-dimensional wave grids that rotate and move. They form spheres and elliptical spheres of energy, and you can look at the whole thing, like the entire cosmos as spheres within spheres within spheres within spheres. That is why they used to call the ancient persons, which are the shield activation sound tones that you can make, the *Songs of the Spheres*. They were talking about the celestial spheres.

Hova Bodies and Stations of Consciousness

In each Harmonic Universe you have what is called a Hova Body. This is where your consciousness for that level is stationed. Hova Bodies are Light-Sound bodies. They are part of a larger body structure called a **Radial Body** that we will talk about later after we move through Merkaba.

It is enough to understand that in Density-1 you have your Incarnate Self here that you know as your 3-Dimensional Self. In Density-2 you have your Soul Level of Identity. That is where the Tangible Structure of your Soul lives. And yes, it does have a body like you do, too, except it will be a more refined body. However, it might not even look like you. It depends on what you came here to do and whether you came *true to form* or whether you decided to wear a human mask and your form is really like an Eieyani and you are 12 feet tall and have long white eyelashes; you do not always look the same in these bodies.

But you will have an imprint of this body in your Density-2 Soul body. You will have an imprint of this body in your Oversoul body. What we are aiming for is Christos Avatar and higher. The full integration of D-12 is actually a Christos Avatar. Anything below that and you are not embodying full Christ Consciousness. Christ Consciousness is a minimum of the D-12 frequency.

Rishiac Consciousness would be D-13, D-14, and D-15—the consciousness and the frequency of those Rays. There are a lot of people running around on the planet right now saying, “I’m in Christ Consciousness, I’m in Christ Consciousness,” and then they can go around and be really nasty; you tick them off and they get really vicious, and it is like, “hmm, what happened to that? You put it in the drawer for a day or what?” They are doing a split where they are actually bringing in some higher frequencies from these levels, but they are also blocking off part of the lower frequencies. They are not integrating the subconscious at all. So they are floating around in there, head is up here while they are growling down in their lower chakras and holding anger and resentment and all sorts of things. That is not Christ Consciousness.

Christ Consciousness is integrating at least D-12 frequency. There are a bunch of people running around, not on planet, but visiting and borrowing bodies whenever they feel like it, that are coming from D-4 and D-5. They are calling D-5 Christ Consciousness. Maybe in their world; in black holes it works differently than it does here. The D-6 level is considered Angelic Consciousness. Why then are we, on this planet, with 12-strand and higher DNA, listening to people in D-6 telling us what to do? It does not make sense, except they have conned us into thinking they are more important, bigger, higher, more developed than we are. Why? Because they are usually the ones that have helped us shut off our DNA so we cannot remember who we are in the first place. This is why you do not need angels. You want to see an angel? Look in the mirror! Realize you are one, and more. Why settle for “angel” when you can go for Avatar? Why settle for Avatar when you can go for Rishi?

The highest level of consciousness that are channeling through people in the New Age Movement right now is D-11.5. But it is still cut off from the full Christos Template. The people out there “channeling” are pulling in frequency. They are pulling it in without understanding how **Primal Life Force Currents** work here, without understanding dimensional structure, and the worst thing is they are doing it without asking for a resume'.⁴ They do not even ask. One thing you do not have to worry about with the Freedom Teachings is we will not encourage you to let something else come in your body with you so it can hug you from the inside—unless it is yourself.⁵

Consciousness and the Flash Lines

Each dimension is like a flash line sequence with a different sequence in each dimension. D-15 has the fastest flash on and off and most points flashing on and off because it contains all of the others below it. The Primal Light Fields are located at D-13, D-14, and D-15. D-13 is the **Blue Flame**, which equals the First Expression of Source. The second expression of Source is the **Pale Yellow-Gold Flame** at D-14. And the third expression is the **Violet Flame** at D-15.

The higher dimensions have less density. Density 1, the gross matter density level is the thickest, slowest moving, slowest flashing and therefore the lowest frequency. The frequency of flashes or how often they flash determines whether it is a low frequency (slow flash) or high frequency (fast flash).

Your consciousness determines the flashes. Earth's consciousness determines its flashes, which means everything on it is the same. This means that part of our identity is also self as earth—it is all connected. Therefore we have self as local solar system and local galaxy, self as local universe and self as the 5 Harmonic Universes and upward in frequency.

As we turn on more of the flash line sequences in our template we progressively bring more of the consciousness associated with the higher expanded levels - we expand back into God-Source. **The reality of the consciousness of God exists as a force that has no boundaries, limitations or form - the cosmic “no thing” in “no space” and “no time,” that is eternal--no beginning and no end.**

Stepping Down

The Cosmic Shield makes the God Worlds Shields. The God Worlds Shields make Universal Shields. Universal Shields make Dimensional Shields and each 3 of these form Density Shields. These shields are the circulatory system of consciousness that makes us know ourselves in existence.

The sub-harmonic frequency bands of D-12 to D-1 are in your Maharic Shield Template. Your Teuric Shield holds the sub-harmonic frequency bands from D-9 to D-1, your Oversoul level of consciousness. Your Doradic Shield holds the sub-harmonic frequency bands of D-6 to D-1, your Soul level. And your Telluric Shield holds the sub-harmonic frequency bands of D-3 to D-1, your Incarnate level of consciousness.

The first point of activating the shields in our bodies is opening the D-12 Shield, which corresponds to Dimension 12 which holds all below it.⁶ To get 12 consciousnesses into our physical body, we have to turn on all sub-harmonics within D-12 DNA strand and so on. Our objective is to turn on all 144 sub-frequency bands to turn on all flash line sequences that also form the dimensions; it is all interconnected.

⁴ See questions for discernment in the KS Egroup files.

⁵ The Freedom Teachings always emphasize and encourage Self-Sovereignty and self-empowerment.

⁶ This Shield is also known as the Maharic Shield.

Looking at Figure 4 above (Time Matrix), the outer rings indicate the non-dimensionalized portion of the Energy Matrix, the Primal Sound Fields, the Khundaray. The Primal Sound Fields step down to become the three Primal Light Fields: the Eckatic, Polarc, and Triadic. There is a flip, a polarization in rotation that happens--that is why D-15 is not the highest but D-13 instead (closest to next step to Source). D-13 has lower oscillation than D-15 but has what is known as the Blue Flame current. This is where you get the Speakers of the Blue Flame--then the Gold

Harmonic Universes	Dimension	180 SFB
H 5	D15	12 SFB
	D14	12 SFB
	D13	12 SFB
H 2	D4	12 SFB
	D5	12 SFB
	D6	12 SFB
H 3	D9	12 SFB
	D8	12 SFB
	D7	12 SFB
H 4	D10	12 SFB
	D11	12 SFB
	D12	12 SFB
H 1	D3	12 SFB
	D2	12 SFB
	D1	12 SFB
		180 SFB (12x15)

Figure 5: Sub-Frequency Bands

Flame, and then the Violet Flame.⁷ These are Consciousness Collectives that bring in portions of the data that are carried in the wave fields. The highest ascension mechanics information is carried by the Blue Flame collectives, then the Gold Flame level and finally the Violet Flame. The level of information they carry will only get you only to that level. Everyone fits into one of the categories. If you are human, it means you were created to be one of these Flame Keepers. It means your DNA carries this information and sometimes your job is to write books etc., and other times it is just to run frequency into the planetary grids.

The next 3 are the D-13, D-14 and D-15 Primal Light fields. When the Universal Template is created, the sound (vibration) fields come in first and then give birth to the light fields; the ManU exists as the constant field behind both of them. D-13, D-14 and D-15 are the ante-matter portions of your identity. Next upwards after D-12 is the Triadic level which forms the Violet Flame field where sound becomes light; first sound vibration, then light. Then you have the Polarc which forms the D-14 light field. The Eckatic is the first individuation of Source Consciousness on the universal level (not the cosmic), corresponds with a ManU (still point) field, primary ManU Eckatic level (non-polarized field). These flame fields are not columnar flames but spherical and manifestation is taking place within them.

When these forces come into the Time Matrix they step down or break down into smaller and smaller units of vibration manifest. The process of getting back into expansion and wholeness and oneness with God is the process of bringing out of polarity the boundaries that separate each of these levels. Between the density levels there is a **magnetic repulsion zone**. This reacts similarly to when you get two magnets and put them together in a certain way; they repel each other. We have a 3-D consciousness at each of the

⁷ Violet Flame Keepers used to be people that would track basic ascension mechanics but there is a Violet Flame movement that has been manipulated - now it is using the anti-Christos 11 Kathara Grid (metatronic).

density levels which means we have a body of some form moving around in each of these densities (many selves).

Opening these body levels and these reality field levels is the process of building the Primal Life Force currents in the body. They step down quite a bit through the God Worlds, starting on the universal level at the ManU, EirA and ManA in D-13, D-14 and D-15. They are smaller versions with different names in the lower dimensional levels. They have a different vibration at each level but still carry the flow of one of the three aspects of the Primal Consciousness. The Primal Light Fields are called the Kee-Ra-ShA; the names are derived from the sound tones that go with them. These are coded in our DNA and to wake them up we need to call their names. When you begin to use the proper names you send the *wake-up call*.

Words and certain images that carry silent words and silent tones and certain symbol codes are the patterns of vibration that we consciously send into our bodies, DNA template, Kathara Grid to wake up these frequencies within the scalar shields. The psonns wake up the DNA and Merkaba because they use the tones associated with the levels and send them into our DNA to wake up. Working with tones and visual images that carry tones in a mathematical program, we are using God Languages of First Creation. However, when we wake the high ones, we cannot wake them without first using the Maharata Current. The Maharata Current, the D-12 current, acts as the bridge between us and the higher densities.⁸

Antahkarana

The slow way to evolution is to build the Antahkarana 9th-dimensional pillar first. This is the slow course and usually takes more than one body to eventually bring in the Maharic Current. We are taking the fast way. We call upon the D-12 frequencies to activate them in the template which begins the process of channeling these currents down through. It does it by building up the 12 sub-harmonics in each one which makes it build much faster - one current coming down the other coming up; it forms a pillar of current that progressively gets wider and larger.

Down here in Density 1 the main vertical current is very thin through the center of the body. When we integrate the soul level it gets a little wider; and when we integrate the oversoul it gets wider still. When you integrate the Maharata, it gets so wide it forms a Pillar of Light both within and all around the body - it is called the **Ascension Tube**. When you do the fast evolution, it is temporarily manually stimulating that tube to come all the way down and anchor in your field. It meets the skinny line of whatever you have activated and begins to progressively call all the names (frequencies) of the other levels in between - (frequency bridge). It will activate the Antahkarana D-9 current but will take a long time to form without D-12 Maharata current to stimulate it.

All the currents from D-9 down are called Kundalini currents. When these open in the body there are physical sensations that go with them; there are a set of cranial sacral seals (crystal seals) in the tailbone and pineal gland. These currents cannot come into the body until they can run through the central vertical column. Opening the seals begins the awakening process. We will see more of how this happens on a Cosmic level when we get into the God Worlds proper.

As we work with these currents we are building the ability to take our memory with us as we go back to God-Source. We start with who we are now and let that expand to who we were to begin with - to hold Cosmic Consciousness within us. It is a process of expansion, and we start first with developing Christ Consciousness. As you build these currents you are bringing alive progressively the Eternal Consciousness--the Eternal Flame. It exists within you and also surrounds the entire universe and is within the entire universe. We are waking ourselves up to the fact that we have always been at one with it.

⁸ See the Kathara Team Module (DVD and Handbook), *Engaging the God Languages* for more on this subject.

The Kathara Grid

The next level of structure within the God Worlds, within the sequence through which creation emerges from Source is the Kathara Grid (Divine Blueprint). There is a Divine Order that is held and set by the Divine Blueprint. This is a core scalar template, a *core structure* on which all the structures within creation are built. The structure replicates itself to make more of itself within this focus of attention field. There is a mathematical program that sets the mathematical relationships between these units of the consciousness of God.

When we think of Source, when we think of the Consciousness of Source, it is a very free unstructured and integrated consciousness, creating structure and projecting consciousness into structure. So it has a particular intent, a particular design for what it manifests in creation. That intent, that design, that core template is structured in a very orderly way. It is structured in a particular structure represented by the Kathara Grid.

Structure of the Kathara Level-1 12-Tree Grid Core Scalar Template

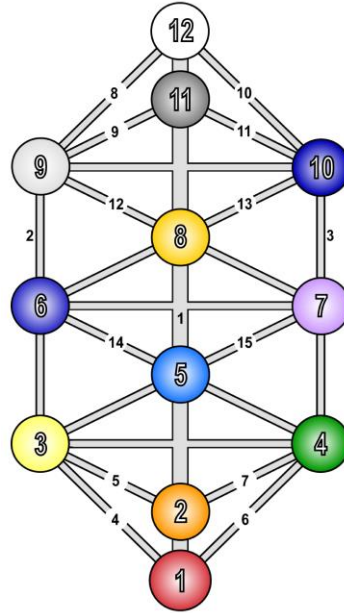


Figure 6: Kathara Level-1: 12-Tree Grid

There is a diagram of the Divine Blueprint, the Kathara Grid at Figure 6. Ka = Light (God expression / expansion); Tha = Sound (God intention / drawing in); and Ra = One Spirit (ManU). This diagram is also called the *Tree of Eternal Life*. Each point refers to a scalar wave of consciousness. Other Kathara Grids built on 11, 10 or 8 points are not holding the Divine Blueprint, and the teachings associated with them reflect the difference. Instead of *Eternal Life*, they give temporary or finite life. They were taken out of the original 12-point grid; things were done to them that cut off the ability to hold D-12 frequency (Christos frequency). These templates do not have the ability to plug into the God-World template. They are called anti-Christos because they do not have ability to hold Christos frequency.⁹

In the ManU field, the Still-point field where creation takes place, we have the EirA and ManA fields. Each one of these takes on the Base-12 program and creates a Kathara Grid with 12 points. They break their consciousness down into 12 points of vibration. They manifest as 2 interconnecting

The Cosmic Kathara Grid

Base 12 24 Point Eternal Life Template

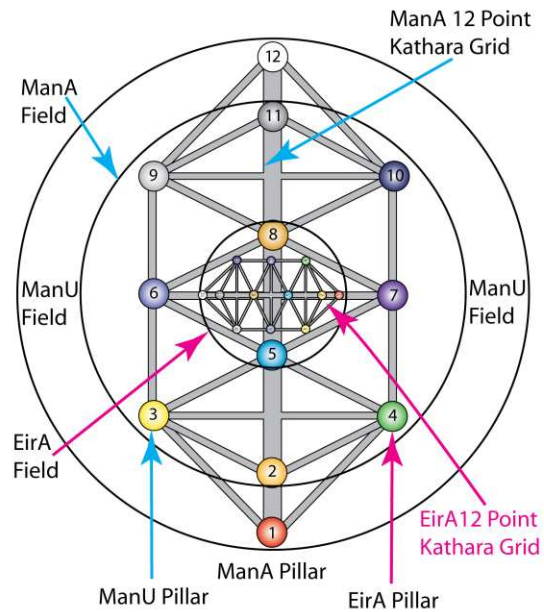


Figure 6a: The Cosmic Kathara Grid

⁹ Anti-Christos: about systems, races, places, beings created on a perversion of the original eternal life 12-point template.

Kathara Grids (24 points); but each one a separate individuation unto themselves that together form a 24 point Cosmic Template. The pattern is reflected through everything

The Kathara Grid is also a map of Universal Star Gates. The Christos blueprint is the part of us that is all connected. At this level we all look like Pale Silver Liquid Light beings (still individuals that know ourselves as one of the many, and many of the one) but one form; we do not have much differentiation. The God Worlds have a level of this also. It is a *core* template from which we get the *core* template for individuation that makes one form; i.e., human, dog, cow. Certain mathematical programs also form planets and stars. At the *core* of all life there is still is a very simple Base-12 form of Kathara Grid. At the *core* we are all the same.

Kathara Centers¹⁰

The Kathara Grid has 12 centers, each carrying the core coding, the core intent or program, the core template for what will manifest on the dimensional level over 12 dimensions. A Kathara Grid has 12 Kathara Centers representing 12 dimensions. Each center carries the designed core intent, the core template for what will manifest at that dimensional level in Creation. The Kathara Centers are condensed scalar wave points that hold the *core electro-tonal geometrical mathematical program* for dimensionalized structure. They carry the core coding that will condition all the rest of manifest creation. So everything that does manifest in creation has a design; and that design in its purest form is coded in the Kathara Grid as a foundation within creation.

The program for Partiki phasing and vibration-oscillation for each dimensional frequency band is set in the corresponding Kathara Center. The Kathara Centers set the template for each dimension, to ground consciousness within the holographic experience of manifestation. So, it is a *key* structure, a key tool by means of which Source puts structure into creation, puts consciousness into manifestation, where the core coding is stored for the bodies that house our consciousness in creation.

Kathara means Light-Sound-One: Ka-Tha-Ra, Light-Sound-One. Each of these circles, or Kathara Centers,¹¹ represents a specific point of vibration, a core set of vibrations that hold the rhythm and pulsation pattern and geometrical relationship—standing waves that hold the geometrical relationship—for each of the first 12 dimensional bands. So this is actually the depiction of a template for manifestation. From the 12-Tree Grid, each of the Kathara Centers—which are like little yoke programs that whole shields can build on—whole groups of scalar waves will accrete around these shields and fill out the pattern in the shields.

We have these in our bodies. Our planet has these. On the planetary level they are Star Gates. When they activate, they are literally spaces from which you can go from Dimension-1 to Dimension-2 to Dimension-3 to Dimension-4. Again, where we had the 15-Dimensional Time Matrix and the 5 Harmonic Universes, you have—and you will see there's another diagram that shows this—if you draw a line here (in the DVD, A'sha uses a pointer to indicate a diagonal line running across the lower portion of the Kathara Grid), you have D-1, D-2, D-3, then a line, 4, 5, 6, then a line, 7, 8, 9, then a line, 10, 11, 12. This shows 4 of your 5 Harmonic Universes.

Repulsion Zones

If you take a look at Figure 4 (Time Matrix), you will see something called a **void field** or a **magnetic repulsion zone** between each set of 3 dimensions. That is what allows 3-dimensional reality fields to

¹⁰ Kathara Centers are also referred to as Signets

¹¹ Kathara Centers are also known as signets.

literally co-exist in the same place but be separate from each other, so there are different views. There is a sphere here, and activity taking place in it, and then there is a magnetic repulsion zone where the energy from here bounces back instead of coming in, but it makes another sphere around here, so there is a reality field around here. They are like eggs within eggs within eggs. The magnetic repulsion zone is actually what separates the levels of our inter-dimensional selves, from each other, from our selves down here—and it works that way on the planet level and the galaxy level and the universal level.

Kathara Lines

The Kathara Grid is a building block, a scalar wave template. Each Kathara Center goes with each dimensional level and holds the mathematical geometrical program for each dimensional level. Within the Kathara Grid are lines linking the Kathara Centers; these are called **Kathara Lines**. These key links between the centers carry the information from one center to the next, effectively carrying the information from one dimensional level to another.

Kathara Lines are the primary sequences of Partiki phasing that transmit the electro-tonal programs held within the Kathara Centers from 1 dimension to another, to keep the continual flow of consciousness circulating throughout the 15-Dimensional levels of the morphogenetic field. When functioning properly, the Kathara Lines connect each harmonic and dimension of consciousness to the other and govern synchronization of cycles of time within the dimensional fields and within the morphogenetic field, DNA and body rhythms of dimensionalized forms. The 3 Vertical Kathara Lines control the operation of the other 12 Kathara Lines. The Central Vertical Kathara Line is the control center for Partiki phasing rhythms throughout the Kathara Line System.

Primal Manifestation Template

The Kathara Grid is built upon what is called the Krist Code. It is the Code of Eternal Life Manifestation of First Creation and the Kathara Grid is the *core* structure.

The Kathara Centers are radiation units. The Kathara Grid is a structure of radiation units and the interaction lines that form between them. It has to do with the core encryption and the tiniest of tiny and also the largest encryption or the largest structures that the cosmos is formed on. It is all built upon the Kathara Grid, sets of Kathara Grids that are interwoven. We have embedded Kathara Grids that give you dimensionality. There are small ones like D-1, D-2 and then D-3 and then a larger one called a Density Kathara Grid. You have other structures that are interrelated Kathara Grids that form complex structures on the universal, cosmic level and planetary levels. These are star gate structures and star gate maps.

On the personal level they are the maps to the literal star gates within your body structure and your Light Body structure. Each set of these maps has a name. It creates the primary levels of your natural Light

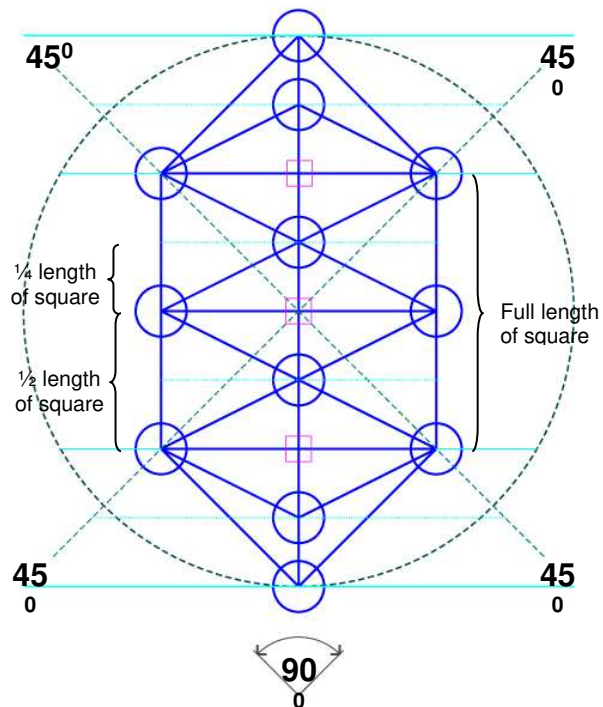


Figure 7: The Krist Code and 12-Tree Kathara Grid

Body structure so you have your lower Light Body structure if you are down here in Density 1. All of these structures create circles within circles, spheres within spheres, that are growing larger, and they represent the larger parts of your Light Body anatomy that are connected to the same parts that are built on the same structure of the planetary, galactic, universal and cosmic Light Body structure. This structure with a Kathara Grid and where you see a Kathara Grid you see spheres - that is connecting you directly to the spherical formations or the domains of the Cosmic Light Body.

The 2 Interwoven Kathara Grids of Primal Order within the Universal Time Matrix and Cosmic Energy Matrix of the Primal Manifestation Template

2 Interwoven Kathara Grids of Primal Order within the Universal Time Matrix and Cosmic Energy Matrix of the PRIMAL MANIFESTATION TEMPLATE

The Cosmic Kathara Grid for our Time Matrix links, horizontally (on the 3 – 6 – 9) side, at a 90 degree axis angle to our Universal Kathara Grid. The Cosmic Kathara Grid from our Parallel Time Matrix links with our Universal Kathara Grid, vertically, at 180 degree axis shift. The Parallel Universal Kathara Grid links with ours, horizontally on the 4 – 7 – 10

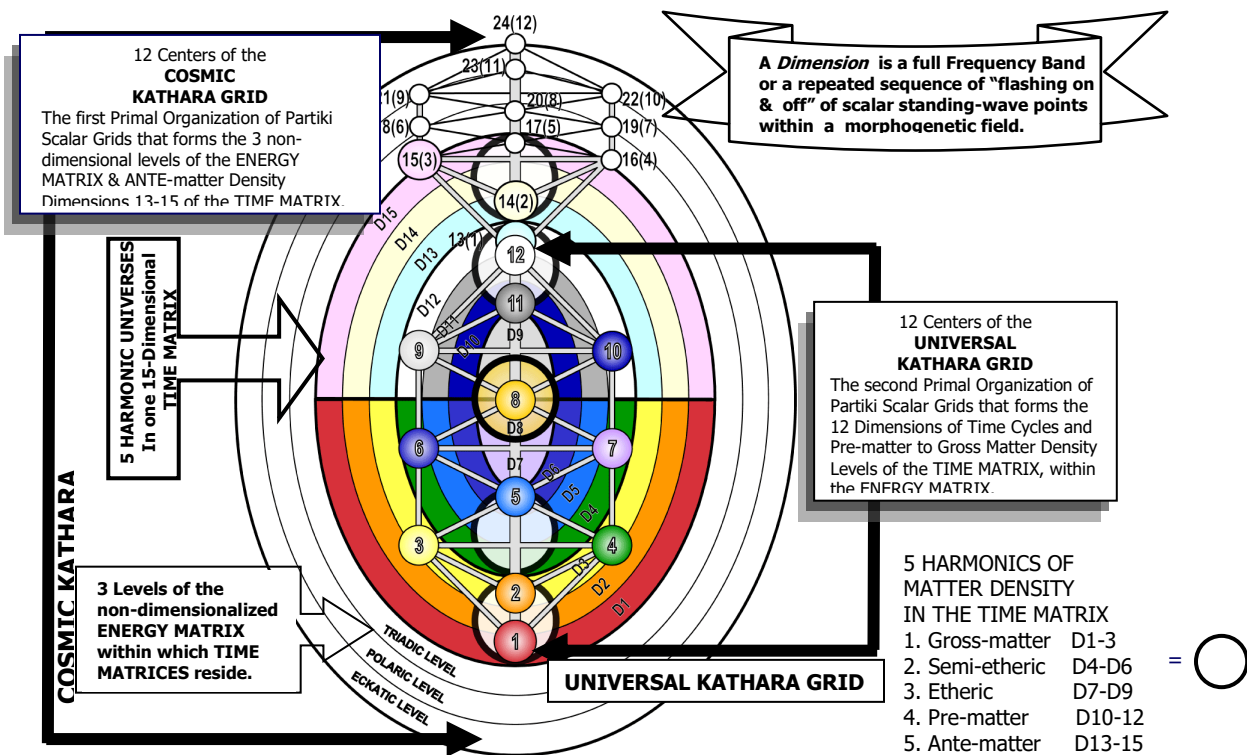


Figure 8: Primal Manifestation Template

In Figure 8 we combine the two diagrams that you saw before. You have your 15-Dimensional Time Matrix and you have the **Kathara 12-Tree Grid** because there are 12 dimensions encoded on it. This goes up to D-12, or actually you could look at it as it comes down from D-12 Pre-matter down through the etheric matter, semi-etheric matter to gross matter density.

Figure 8 illustrates the Kathara Grid in relation to the underlying dimensional structure. It comprises 2 interwoven Kathara Grids of Primal Order within the Universal Time Matrix and Cosmic Energy Matrix of the Primal Manifestation Template. The 12 centers of the Cosmic Kathara Grid form the first Primal

Organization of Partiki Scalar Grids that forms the 3 non-dimensional levels of the Energy Matrix and Ante-matter Dimensions 13-15 of the Time Matrix.

What we mostly see is the dimension 2–2.5 range, because you perceive as solid what exists exactly one dimension below your station of consciousness. If your consciousness is actually resonating at D-3, you will see D-2 as solid. And right now our planet has been phase-locked at D-3–3.5 accretion, which means how much frequency its template is holding. This means our perceptions have been stuck looking at D-2–2.5, so the identifiable spectrum that science is finding right now is somewhere just down in here in HU 1.

We have 12 dimensions of manifest density, and 3 dimensions of the Primal Light Fields, and 3 levels of the Primary Sound Fields beyond that. So we have two Kathara Grids here. That would be 24 points of concentrated frequency programs. We see how the 15-Dimensional Time Matrix and the Kathara Grid as a core template fit together with our 15-Dimensional Time Matrix. It is literally a map of the 12 dimensions that make the 4 density levels in the density levels of matter in our Time Matrix.

We have the Kathara Grid which spans the 12 dimensions of the matter fields. Each Kathara Center is keyed to a dimension level. The dimensional levels are represented by a particular frequency, and that frequency in turn is coded by color. It is not KeyLontic Science that states, for example, that Dimension 1 is red; it is just that the color frequency of red resonates with the core frequency of Dimension 1. Therefore *color is a key* by means of which we can access core frequencies of the dimensional levels. And it is used in these diagrams as the *key* to the particular frequencies of each dimensional band.

We have our Kathara Grid here spanning the lower 12 dimensions within our local universe. This is referred to as the Universal Kathara Grid or the Density Kathara Grid, spanning the 4 densities of the matter fields within our local universe. The second Primal Organization of Partiki Scalar Grids that forms the 12 Dimensions of Time Cycles and Pre-matter to Gross Matter Density Levels of the Time Matrix, within the Energy Matrix.

What is new here is that we have an additional Kathara Grid spanning the Primal Light and the Primal Sound Fields; again, a 12-Center Kathara Grid. The first 3 centers and the pre-dimensional levels of the Primal Light Fields and the upper 9 centers span 3 levels of the Primal Sound Fields. The Primal Sound Fields are somewhat different in that they are non-dimensionalized, so we have a slightly different structure to the Kathara Grid at this level. We have less separation from Source here.

The structures, the Partiki units that manifest at this primal sound level do not form standing waves in the same way they do within the 15-dimensions of the dimensional structure. Now, Speaker 1 differentiates these higher centers here; she describes them as Domains. And the 9 domains spanning the Primal Sound Fields...she also includes the 3 lower centers in the Primal Light Fields as part of the Domains as well. So, we have the Primary 9 Domains in the Primal Sound fields. This upper Kathara Grid is referred to as the Cosmic Kathara Grid, 12 Centers of the Cosmic Kathara Grid: the first Primal Organization of Partiki Scalar Grids that forms the 3 non-dimensional levels of the Energy Matrix and Ante-matter Density Dimensions 13-15 of the Time Matrix. The Time Matrix spans the 15-Dimensional levels within our universe, the 5 density levels, each with 3 dimensions.

The Time Matrix represents the part of our universe where there are beginnings and endings. There is process, and time exists at this level. As we move out beyond this level into the non-dimensionalized Primal Sound Fields, we are getting much closer to eternity. We are going beyond the level of creation where we have specific beginnings and endings, and beyond that we are into the very pure integrated consciousness of Source.

Figure 8 is a fundamental diagram that underlies the 3-dimensional structure and describes the dimensional structure. It is a very powerful diagram with a lot of information encoded within it. For

example, the outer Primal Sound Fields effectively represent a Radial Body around the dimensionalized levels within our local universe. Within the 15-dimensional structure the dimensions are symmetrical around dimension 8—there are 7 dimensions above and 7 dimensions below. Dimension 8 represents a core point within the 15-level dimensional structure.

Diagrams have value in their own right. There are layers of information in them and constant study will reward you with new levels of understanding and deeper integration. There is a lot of information encoded in these diagrams. The diagrams are effectively symbol codes in their own right. Working with the diagrams can greatly expand our consciousness around this area and can draw us into a more immediate connection with the realities that are represented by the diagrams.

Star Gates and Ascension Passages

Figure 8, as far as the structure of the Kathara Grid, illustrates the density levels...the Harmonic Universe density levels within the Kathara Grid structure. We have Density 1, spanning Dimensions 1, 2, and 3; Density 2, spanning Dimensions 4, 5 and 6; and so on. Furthermore, the Kathara Centers actually represent the physical correspondences in our world.

Everything that manifests in Creation has its own Kathara Grid. For example, we have a Cosmic Kathara Grid spanning our local universe. We have a Kathara Grid spanning our solar system and a Kathara Grid underlying the structure of our planet, a Kathara Grid underlying the structure of our physical bodies. Each has this representation: the 4 density levels, each density level spanning 3 dimensions.

This particular diagram at Figure 8 illustrates the correspondences at the universal level, where the individual Kathara Centers or the individual signets are also referred to as star gates...the correspondence from the Kathara Centers to the individual locations within our local universe.

These are the beginning of maps that are used by people who use spaceships to fly around the skies. Maps that are used by beings who know how to go up and down the dimensional scale and turn themselves into light and turn themselves into form again. These are the **ascension passages**.

Ascension is a reality. Star gates are ascension passages. The word “ascension” has always referred to star gate passage, but that does not mean people in spaceships zipping around in metal containers. It means getting to the point where you’ve integrated your higher dimensional consciousness to the point where you can activate the **wave fields** right around your body and within your body--where you can turn yourself back into light like you were when you came in and then put yourself down someplace else and turn yourself back into matter. That is Mastery...and spiritual integration as well, if it is used well.

We go from the concept of Kathara Grids to understanding Kathara Grids. It is not only core templates—the core vibrational pattern, the 12 vibrations that begin the formation of any scalar wave template. They are literally the star gates, the coordinate points where star gates exist that allow you to pass from one dimensional band to another, or one density level to another, or one Time Matrix to another.

Universal Star Gates

We have literally been given the maps of the star gates. These were known for eons here. These aren’t changeable, even though the Earth rotates and there are earthquakes. If you have an earthquake, you still have a star gate in the location where the earthquake was. You can have damaged star gates. The grids can get damaged where they do not operate properly anymore. But these are the locations of the **12 primary natural Star Gates**.

These are the Universal Star Gates, the ones that literally go up the 15-dimensional scale, or the 12 dimensions of the 15-dimensional scale. They literally take you out of this Time Matrix, where the smaller planetary level star gates would take you from the planetary ones to the galactic ones, and from the galactic ones into the universal ones if you wanted to get out of this Time Matrix, if you wanted to go to another 15-dimensional system.

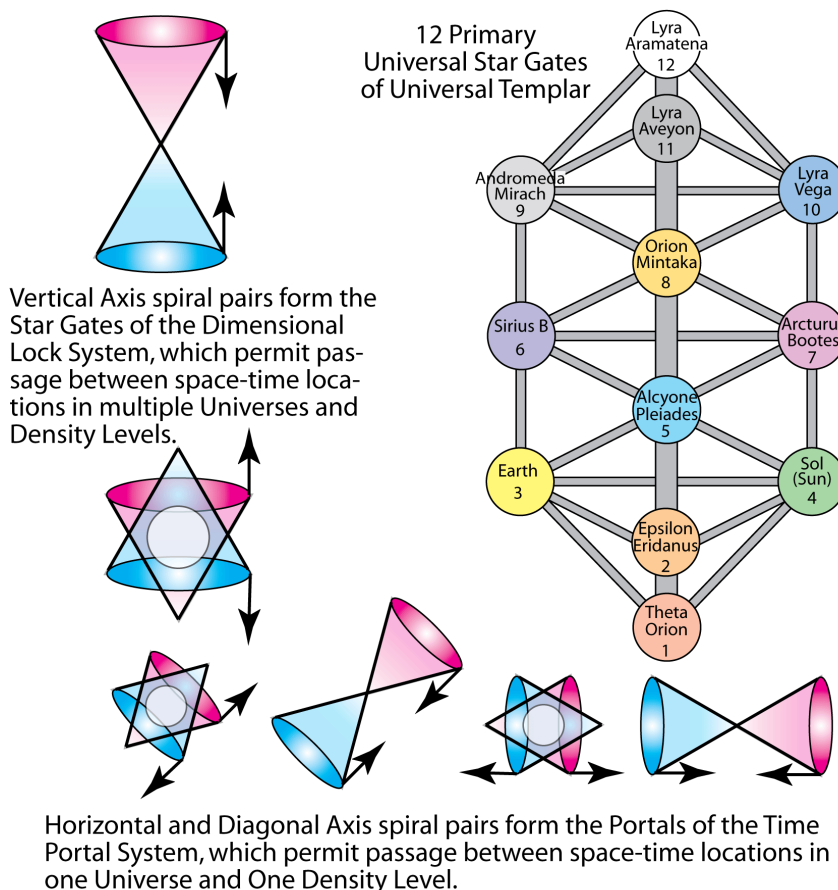
Portals and Star Gates

When Star Gates and Portals activate, the counter-rotating electromagnetic spiral pair merges to form a Merkaba Vehicle, its center becomes a "Form Constant" Still Point that links various Space-time locations directly to each other, creating a trans-time bridge.

So, it is kind of like grids within grids within grids, Kathara Grids within grids within grids. Just like we had spheres within spheres and eggs within eggs within eggs, you have Kathara Grids within Kathara Grids within Kathara Grids. And they are **core templates**, embedded, interwoven templates.

We have known for a while they are the locations of the universal gates. The combination of D-12, D-11 and D-10 is called the **Cradle of Lyra**, because the D-12 gate is in what we call the Lyra star system. It is a place—its true name is **Aramatena**, but that is actually what they call "**the double-double**" in Lyra. It is known on the astronomical charts—you will not see the name Aramatena, but you will see Lyra double-double. Gate 11 is also in Lyra, and is called **Aveyon** in its true name.¹² And **Lyra-Vega** holds Gate-10. Lyra is the first system in our 15-Dimensional Time Matrix to be inhabited. The stars in the Lyra system comprise our cradle. That was where the universe, in this particular universe, is always seeded, because those three gates are there.

In any 15-Dimensional Time Matrix the three gates of D-12, D-11, and D-10 will be the cradle for that. So whatever star system they would appear in, that is where the universe would be seeded—and they are fixed gates. They live there. They are in the template there. They cannot move from one place to another. You cannot pick up your star gate up and carry it with you, and move it to another planet. You can interface gates, which has been done a lot on this planet, but you cannot move them from their original position.



©A'sha-yana and A'za-yana Deane; 1999-2006 All Rights Reserved

Figure 9: Portals and Star Gates

¹² It is called Sheliak in the star charts

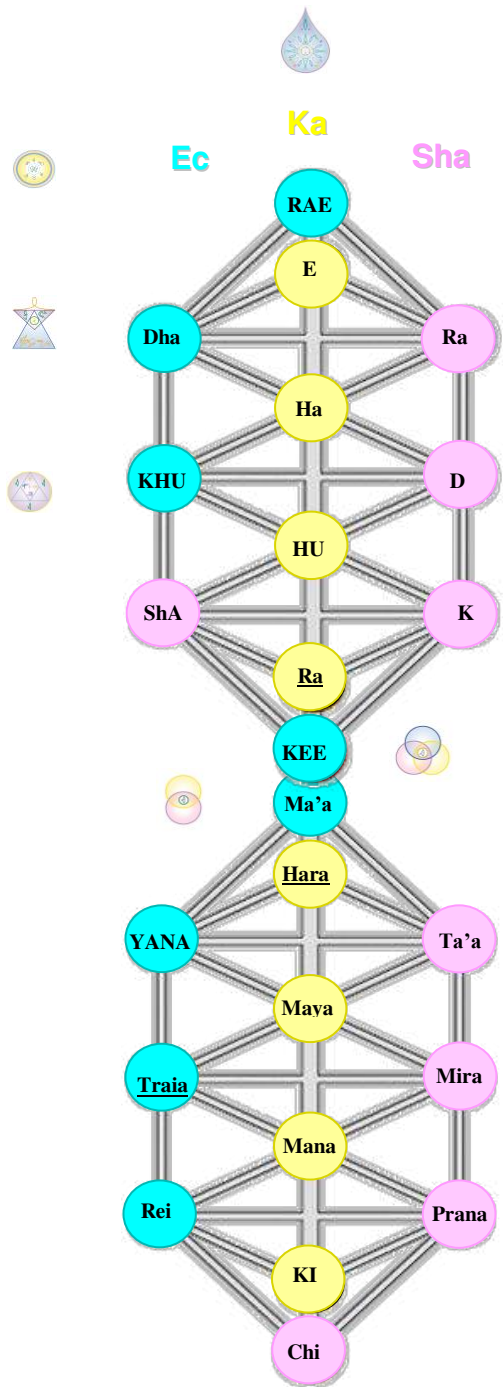


Figure 10: Primal Current Flow and Star Gate Sound Tones

Our Cradle of Lyra is in Density-4 and Density-4 is where the original template Earth came from. That original template is called Aramatena, and that is actually the Divine Blueprint for the entire 12 dimensions of this 15-dimensional system. So everything came through the Aramatena template. It had to, to get here. To get into density you have to come through those gates.

You are coming down from the matter density levels, Density-5, which are Dimensions 13, 14, and 15, which is gaseous light—to the Pre-matter Liquid Light, D-12. This is the passage from being in light form, complete light, as gaseous light, into beginning the form process. So you go through Pre-matter Liquid Light between D-12, down to D-11, down to D-10. When you start going over to gates 9, 8 and 7, you begin the journey into the etheric matter densities, then gates 6, 5 and 4 take you into the semi-etheric matter densities—which are silica based. Semi-etheric are silica- and carbon-based and Density-1 is basically carbon-based matter as far as life forms go.

If you want to leave the Time Matrix and go visit somebody in another Time Matrix, you need to pass through these gates, and that means you have to be able to pass through the density levels of matter.

Angular Rotation of Particle Spin

To be able to pass through the density levels of matter, you have to be able to do something with what is called your Angular Rotation of Particle Spin (ARPS). Each dimensional band has a different angle, or axis angle, that units rotate on, and there are very specific shifts in angular rotation of particle spin that are needed to get a Density-1—D-1, D-2, D-3—body into, say, Density-2, because it has a completely different angular rotation of particle spin than Density-1. That means the units of

protons and electrons and all those particles that science knows you have and the ones that science does not know you have yet, which is the Partiki, PartikA and Particum—they all have a different ARPS.

When we are doing Merkaba, we get into where the angle of the vertical axis is pointed, because that directs the ARPS. So, when we are dealing with gates, each one of them would have their own characteristic ARPS. If a being tried to go through a gate and their bodies were not flexible enough and their template was not able to shift into the particular merkabic activation that would allow their particle spin to shift into the gate, they could literally spontaneously combust. Their template would shatter, if the frequency is too high and their template cannot hold it.

Because our DNA is asleep and it is not doing what it was intended to do, biologically most people could

not make it through a gate yet. This is what conscious evolution is about. This is why we are doing the Flame Body activation, Merkaba activation, DNA activation. It is all simultaneous—the programs are all connected—so we can reclaim the ability to do that.

Primal Life Force Currents

What Figure 10 shows are the Primal Life Force Currents, but now we are calling them the 15 Rays and 12 Domains. On each of the spheres in this chart you will see the abbreviations: MA, MU, and E. These stand for ManA, ManU, and EirA, the names or sound tones of the 3 Primary Primal Life Force Currents. Domains are ones that stand still and Rays are ones that run—but we have 15 Rays, right? You have your D-12, and D-13, D-14, and D-15. So you have 15 Rays. These are Rays that come down, step down into the dimensional scale, so they run as Primal Life Force Currents. The ManU, EirA, and ManA Primal Life Currents count as both. They can run and they can also stand. They also stand eternally at the same time so you can run them as a Ray, but they are also Constants or Domains.

These are Universal Standing Scalar Wave Domains. You will see on this diagram the 3 that are the Primal Light and Sound Fields in our 15-Dimensional Time Matrix. What is fascinating about this chart is when you look closely you notice each one of them has a tone. Like D-3, for example, is Rei. D-2 is Ki.¹³ The D-1 Ray is called the Chi. It manifests through protons. Protons have positive charge. D-2 frequency manifests as electrons—that is the Ki; it is a negative charge. Rei would be the neutral charge. It manifests as neutrons in Density-1. So neutrons are carriers of the D-3 current, electrons are carriers of the D-2 current, and protons are carriers of the D-1 current in Density-1. It is amazing how things pop out in language that the people who work with them do not even realize. All of these words that we have heard fit into this bigger picture. That is where those words came from in the first place. They are the remnants of the original records and there are pieces of them all over the place. You will find little bits of this in every religion on the planet, because once upon a time it was the core foundation of every religion on the planet. These were the records that those things were drawn from, and then distorted afterward.

As you climb up the scale you find out there is a lot more than just protons, electrons and neutrons. At D-4 you have Mions, at D-5 you have Dions, at D-6 you have Ionons—that are the same thing as protons, electrons, and neutrons, but on the Density-2 level. There is another set of them on Density-3. You have Eirons, Ectrons—that is where you get ectoplasm from—and Raeons. At D-10, -11, and -12, you have Meajhons, Trions, and Reions. Meajhons and Trions are terms you hear when we talk about Radial Bodies, because there is something called the Trion-Meajhon Field, and it means Sound-Light Field.

Now, we go up to the Primal Light Fields you have your Kee, your Ra, and your ShA, and your Khun-da-ray going up that way. You can find combinations of funny things to say that evoke frequency, and it is a neat feeling to say, “okay, if I say these combinations of words—like if I say “Mana-Prana-Ki or Prana-Chi,” hmm, what did I just do?” Right? You just did something...you called upon the true tone names of these frequencies, and that act of calling upon them brings them into your bio-field.

The currents called the EirA Currents are the primary female currents. The ManA Carrier Currents are the male currents. And the ManU are the negative/positive charge, or the zero-neutral charge currents. The ManU Currents are where you have the combining of the EirA and the ManA. These are literally the Rays we have available to us. One of the techniques we have uses the **Magic Words of Co-Creation**, where we would sing these tones/names. This is a song that uses all of the tones to literally activate them all in the shields. Think about when you speak in your language. You are activating your shields all the time within a certain spectrum that your language tones cover, and the symbols in your languages spell. When you begin to use the breath, the symbols, the sound, and the color, you are using very powerful God-

¹³This is where Reiki currents really come from; they're 2nd and 3rd dimensional frequencies.

Language technologies—and they are fun to use.

Seeing Where Everything Fits Together: The Ecka Maps

What we have in Figure 11 are the two Kathara Grids we saw in the earlier diagram.

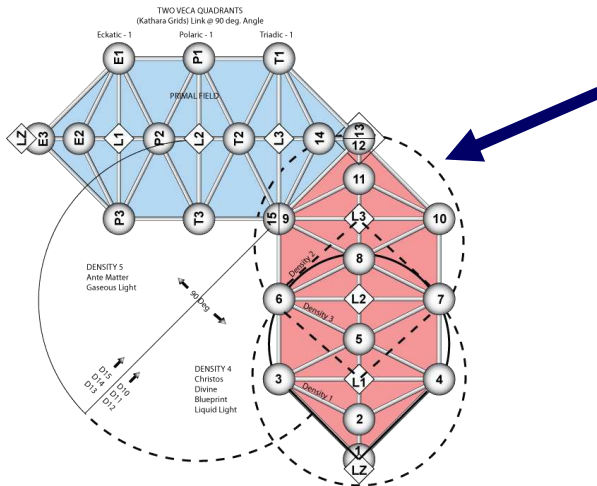


Figure 11: Particum Side of Our Universe

We have the First Kathara Grid, the Universal Kathara Grid spanning the lower 12 dimensions of matter within our local universe with its 4 density levels.

The upper Kathara Grid spanning the Primal Sound and the Primal Light Fields again has its 12 centers.

This combination of 2 Kathara Grids spanning the Primal Sound, the Primal Light, and the Matter Fields in our local universe represents the matter side of our universe—they represent the Particum side of our universe. And deriving from the Partiki phasing, wherever we have a matter expression, we have an equal and opposite expression in anti-matter, we have polar opposites. So, this matter universe has an equal and opposite expression in anti-matter. In other words,

the Particum universe has an equal and opposite PartikA twin. Figure 12 brings the two sides of our universe into relationship so we can see where everything fits together.¹⁴

Figure 12 shows you the beginning of the Ecka Maps of the God World Gates. The lower Kathara Grid, Signets 1 through 12 correspond to our Universal Star Gates, the 12 dimensions of our 15-Dimensional Time Matrix. Our D-13, D-14, and D-15 are actually at a 90-degree shift in ARPS compared to our Kathara Grid. They link together in an interesting place called the Tri-veca Point where D-12 and D-13 meet. When we take that and bring it down here, that is our Particum universe, Universal Star Gate System. That is our Primal Light Field, and Sound Field. Then at a 90-degree shift the other way, 90-degree shift in Angular Rotation of Particle Spin, you have the Parallel Universal Kathara Grid with its 12-Dimensions and 4 Density levels. Then at a further 90 degrees to this we have the Parallel Light and Sound Field with its Parallel Cosmic Kathara Grid.

Right at the center there is this other little Kathara Grid that has double the frequencies of the others. This is called the Ecka, the God-Seed. It is the **Core Seed** out of which all of the worlds in these 15-Dimensional Time Matrices came. All of the energy that is manifest here in the PCM started out from the Ecka God-Seed, and it spiraled outward from there into these manifest forms and structures. This is home to everybody in this 15-Dimensional Time Matrix and in its Parallel. The 4 Kathara Grids come into relationship in this particular structure.

¹⁴ (from DFL/ UK: God world maps are co-ordinate maps)

When a structure comes into being, it comes into being on many different levels. The levels are separate and they are held in separation with the help of these lock structures. The structure of our local universe has to be held in place to allow further development spanning billions of years. This allows other lifestreams to emerge within the structure. These lock features preserve the structure for as long as it is needed until we come to a point in Creation where we need to transcend the separation that is enforced by the locks. When we come to that point we effectively have to open the locks.

In Figure 12, where you see the L-numbers in the squares, these are **Dimensional Locks**. This would be a lock between Gate-1 and Gate-2, or Dimensions 1 and 2. The locks are basically frequency barriers that prevent the frequencies from one dimension from running into the other until the lock is open. There are smaller locks, dimensional locks, in between the individual dimensions, between D-2 and D-3, between D-3 and D-4, there's a small lock. But between densities is where the Void Spaces would be located.

We have a lock between each pair of dimensional levels: we have Lock 1 between Dimensions 1 and 2, Lock 2 between Dimensions 2 and 3, and so on. We have small dimensional locks between the dimensional levels that maintain the separation between the dimensions. We also have larger density locks between density levels that maintain separation between the density levels within the Kathara Grid. For example, we have a large density lock indicated by the diamond-shaped lock (L1) between Dimensions 3 and 4, enforcing separation between Density 1 and Density 2. We have a lock here between Dimensions 3 and 4 and in bodily terms it corresponds to our E-umbi point.

We have a similar lock between Density levels 2 and 3, essentially between Dimensions 6 and 7. The dimensional lock at the center (L6) corresponds to the AzurA in our body. We have another dimensional lock between Dimensions 9 and 10 which corresponds to the Rajhna Point in our body.

Wherever you see a Kathara Grid it implies that there is an AzurA point at the center point there, and that is where the seed atom exists. That is really where the life-force rotation spins from, and that is where the frequencies from here, on a cyclic basis, can recharge the Seed Atom so eternal life is possible. Right now our bodies are not working that way, though they were designed to work that way. Our planet was designed to work that way. We are in the process of reclaiming that.

We have *two important locks* at the top and the bottom of the Kathara Grid. We have Lock 4 between Dimensions 12 and 13 (Lock 4, the center lock is not shown on the diagram). And we have the Zero Point Lock (LZ) at the bottom. Each of the extremities of the Kathara Grid has a relationship to the Primal Sound Fields that encompass the whole structure. Also, there is a window in the center of the Kathara Grid that represents the Zero Point, the point of integration within the universal structure. These Zero Point Locks connect to the Core Lock Structure at the center.

The density locks, the bigger ones, are Void Locks. They are the locks that block the frequencies between each of the density levels of matter. If you are dealing with the embodied Kathara Grid, this would represent a lock between the D-1, D-2, and D-3 frequencies of your awareness here. You have your D-3 Mental Body, your D-2 Emotional-Elemental Body, and your D-1 Atomic-Etheric Body down here.

Up at D-4, D-5 and D-6 you have your Soul Level of Consciousness, and again you have a D-4 Etheric-Atomic, you have a D-5, which is Density-2 Emotional-Elemental, and a D-6 which is the Density-2 or Soul Level Mental Body. To expand these bodies to hold this frequency, this lock would need to release, because when this lock opens it allows the frequencies from Density-2 to come into Density-1.

The locks become important a bit later when we learn about Veca Codes, which are certain very specific mathematical programs that correspond directly to each of the locks that allow for a rapid opening of the frequencies between the densities, which allows for the fastest process of Soul integration, Oversoul integration, and Avatar integration. As you integrate these frequencies in your higher dimensional self, your

Spiritual Bodies, you are also progressively activating and building your Merkaba, activating and building DNA, because the DNA strands correspond with this. You have coding that goes with Strand-1, Strand-2, Strand-3, all the way up to 12 Strands. Humans have 12 Strands. Indigos have 24–48 strands of DNA. They will always appear as a double helix. What changes are the amount of nucleotide base pairs and how many sequences of how many nucleotide base pairs, chemicals are contained within the DNA. So even though you will still have 2 running heli, they will have different strand count corresponding to the chemicals that build from the Partiki units and Keylon codes of D-1, then D-2, then D-3, all the way up.

As you are opening locks you are building Merkaba and you are activating something that is called the **Flame Body**. When you do this on the Veca Gate levels you are opening the density barrier between the Density-1 system and the Density-2 system. This means you could ascend to Density-2 through the gates, if this lock was opened and if you could fully activate the Density-1 and Density-2 Merkabas so they would blend. Each dimensional level has a Merkaba of its own, a smaller dimensional one, and each density level has a Merkaba. Building a Merkaba is progressively building the frequencies, bringing the frequencies from Density-2 into Density-1, down stepping from D-3 into D-2 into D-1, and progressively building a faster, stronger, higher frequency Merkaba vehicle.

This is part of the structure, where we started out with a 15-Dimensional Time Matrix, and the 12-point Kathara Grid, the core template programming upon which everything is structured. Now we are going into the composite Kathara Grids that form the interwoven gate systems that link all of the densities and the dimensional levels together. They call these the God Worlds because by the time you get up into the Ecka you are dealing with *eternal life systems*. There are some residents of those places that are still in healing mode, like species that are still evolving and are not quite eternal life yet, but they are working on regenerating fully the entire Kristos imprint.¹⁶ But they would have had to have accomplished getting back this much Kristos imprint from D-12 before they could fully be stationed here.

What we are working towards at our level is progressively building all of these frequencies, activating them within the DNA, building them in the Merkaba vehicle, so at some point in time some of us may have the opportunity to physically experience going through a gate.

Veca and Ecka Code Lock Keys

The concept of a lock means we have the associated concept of a key...something that opens a lock. The lock enforces separation, but there must be a process by which the lock is released. There are core energy signatures encoded in symbol codes and sound patterns that release and open the locks. We have a sequence of symbol codes and a sequence of sound patterns that go with the locks.

When we seek to move up and down through the structures, we work with the Signets/Star Gates/Kathara Centers in the Kathara Grid. But we also work to release the locks to allow passage between the signets so we can progress up and down through the structure. Thus we have a sequence of codes to release the dimension locks, a sequence of codes to release the density locks, and so on up through the Kathara Grid structure.

We work with the Veca Codes and the Ecka Codes, and they are the symbol codes, and they have sound tones that go with them. They work with your personal shield. They are also keyed to the Planetary Shield, the Galactic Shield and the Universal Shield. Specifically they not just activate Signets/Star Gates/Kathara Centers in your body, they activate the locks in between. They are the Void Codes that actually open up the density levels, so it is the fastest way to bring all of these frequencies together to make the full Eckasha Merkaba.

¹⁶ Christos with a *Ch* represents the D-12 Level of Consciousness. Kristos with a *Kr*, represents your expanded Self beyond D-12.

There is a set of **Veca Codes** that go in each of those positions. And up on the next level, on the Ecka level there are a set of Ecka Codes, and there are also some levels up above that. We work with these codes to literally begin the process of healing and opening what is called our **Radial Bodies** to bring our density levels together as fast as possible. The Freedom Teachings aim at creating the ability to clear the template and do ascension, activate Merkaba, by literally going at it from different angles simultaneously.

The Veca Codes are the Shield Codes that activate the density locks that allow for the progressive building of the Flame Body and progressive activation of the DNA and the Merkaba levels that go with it. We also have massive codes that are beyond the Vecas and beyond the Ecka Levels. They are **Krist Codes**, coming from the Eckasha-A and the Eckasha-Aah levels.

Krist Codes are the most sophisticated codings, because they are comprised of layers upon layers of Veca Codes, Ecka Codes, and other Codes from all different levels of the God Worlds. Where we used to work with one Veca Code—now you have 12 Veca Codes, plus 12 **Ecka Codes**, and more coding around it. We are working with shields at this point, not just individual codes. We are going to go into a lot of shield work, because working with the shields is actually the easiest way to do any of this.

The Veca Codes are the beginning. The Veca Codes, the Ecka Codes, the **Scepter Pillar Codes** and all the other codes going up the Stairway to Heaven. There is a whole stack of them. They all release those density locks so the Radial Body levels can open to each other and create the Flame Body levels.

Heaven Worlds

Within the structure, the combination of 4 Kathara Grids are referred to as a Veca Universe, and each Kathara Grid is referred to as a Veca Quadrant. There are different density levels within each Kathara Grid, each density spanning 3 dimensions. Each of these 3 dimensions (i.e., Dimensions 1, 2, and 3) represent a coherent world within creation. We have a world that spans Dimensions 1, 2, and 3. The 3 dimensions have a coherent relationship with each other. They create a 3-dimensional reality field we can perceive as an integrated experience in creation. We perceive and operate within creation within a 3-dimensional world within a 3-dimensional structure.

We live in Density 1, in Dimensions 1, 2, and 3; this represents a coherent experience of creation, a coherent world that we can perceive and live within, within the structure of creation. We have a world that corresponds to Density 1; we have a similar world corresponding to Density 2, spanning Dimensions 4, 5, and 6. Each of these worlds, these coherent stations of perception in creation is referred to as a Heaven, a Heaven World within the Structures of Creation. A Heaven represents a coherent, integrated world that we perceive as a coherent reality.

We have Density 1, Density 2, and Density 3 each representing a coherent Heaven World. Furthermore, in the Primal Kathara Grid, in the Primal Fields in our universe, the Kathara Grid at that level also has its density levels. The top density levels spanning the top 3 Kathara Centers (12, 11, 10) are represented by the Eckatic Level of the Sound Fields. We have another density level spanning the Polarc Level of the Primal Sound Fields. And we have a density level spanning the Triadic Level of the Primal Sound Fields. Therefore, we have 3 coherent density levels, 3 coherent Heaven Worlds within the Primal Fields.

Particum Side of our Universe

When we look at Figure 13 we see that Density 4 on the Universal Grid and the 5th density level on the Cosmic Grid actually share a lot in common. Of the 3 pairs of Kathara Centers, 2 of them are connected /

Flow of Energy Through the Veca

We mentioned earlier that there is a correspondence between the Zero Point Locks at the extremities of the grids and the First Point of Creation, the Zero Point at the core of the Veca structure. There is a very beautiful flow and interchange of energy through these lock structures.

- a. We can trace progression of the currents flowing between these centers.

We have a flow of current from the Zero Point at the Core of the Veca Structure, out through A CW (going from core out to 7 o'clock

then CW up to 9 o'clock) around through the Zero Point Lock (LZ) and back into the Zero Point core through Point B (see Figure 14b at 10 o'clock) here.

This helps to build the structure of that Veca Quadrant.

- b. Now the current goes back into the Zero Point Window and then comes back out through C (2 o'clock) (refer to Figure 14c);
- c. Then back CCW around to D (10 o'clock), back to Zero Point Window;

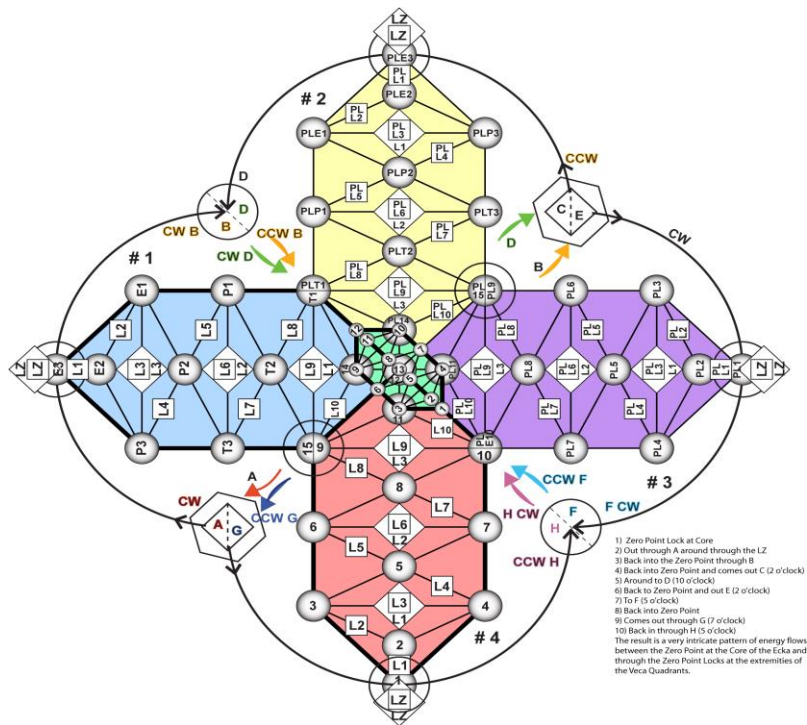


Figure 14a: Veca

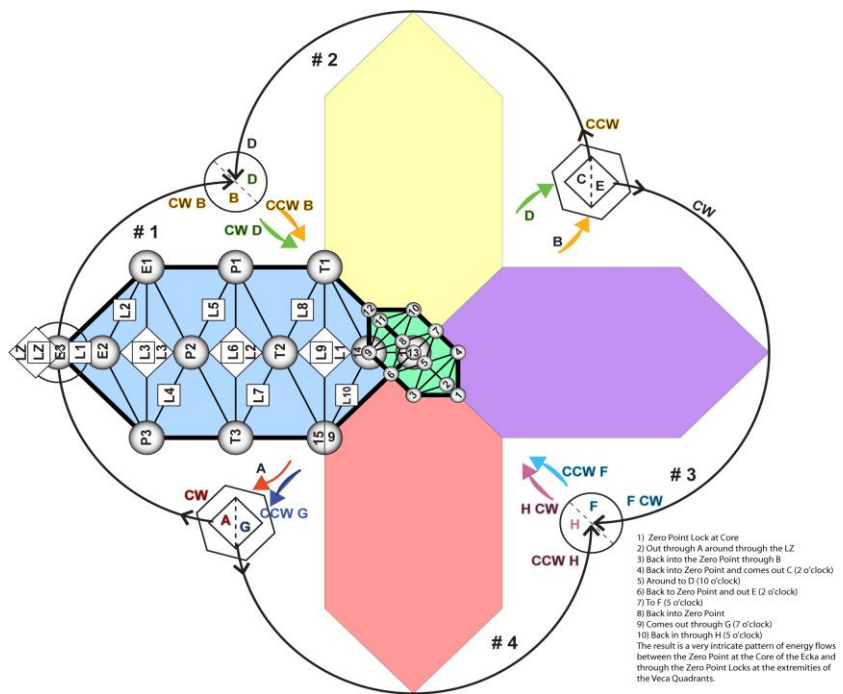


Figure 14b: Veca Flow

- d. Then comes out through E (2 o'clock), flows CW to F (5 o'clock), goes back in again to the Zero Point Window (refer to Figure 14d)
- e. Then comes out through G (7 o'clock) and flows CCW back in through H (5 o'clock) (refer to Figure 14d)

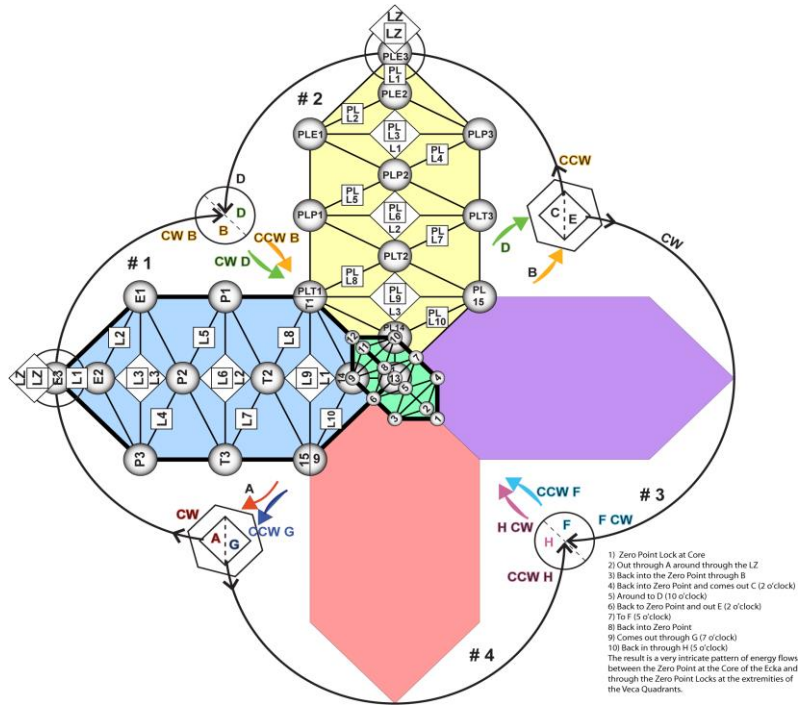


Figure 14c: Veca Flow

Recap

Kathara Grids are interwoven to form the map of star gates on the cosmic level, and also the core structure of radiation units upon which matter forms, including your body. We have our Veca Universe, each side of which has 7 Heaven Worlds, 7 Particum Heaven Worlds and 7 Partika Heaven Worlds, and the Ecka Core constitutes an additional Heaven World, making up a total of 15 Heaven Worlds...15 Manifestation Fields of the Universal Veca.

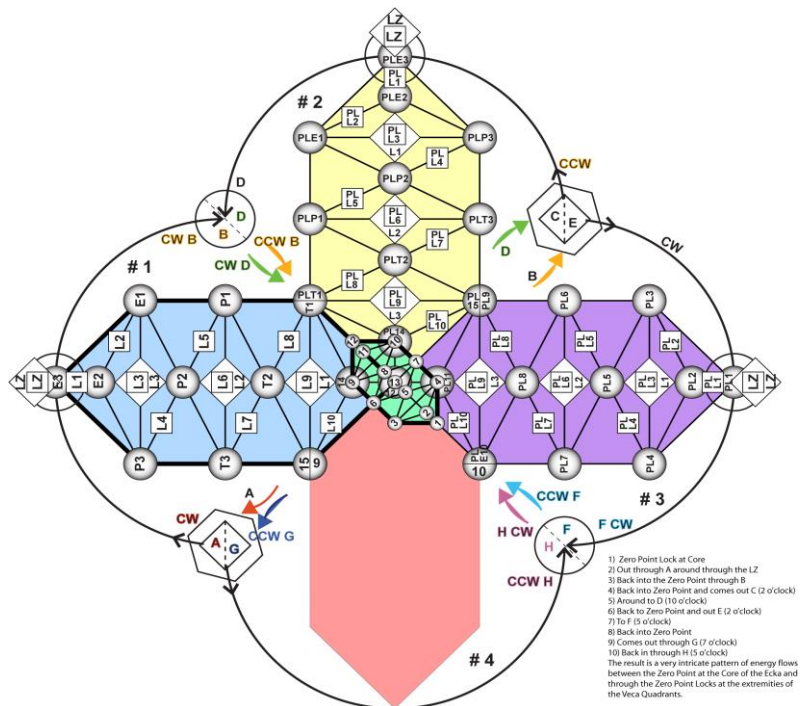


Figure 14d: Veca Flow

The 15 Manifestation Fields of the Universal Veca: 4 Kathara Grids nest together, fixed at Centers 12 / 13, to form a Universal Veca. A

Universal Veca holds three 15 Dimensional Time Matrices: two represented by the Veca Quadrants and one by the Ecka Inner God World: 2 Time Matrices formed by 2 pairs of Kathara Grids, and a third Inner Time Matrix called the **Ecka Inner God World**. We have a Time Matrix spanning the Particum side of our universe and a Time Matrix spanning the parallel anti-matter Partika side of our universe. The Ecka constitutes an additional Time Matrix. So we have 3 Time Matrices in our local Veca Universe structure.

One 12 Dimensional Kathara Grid plus its Primal field Kathara Grid (D-13 to Eckatic Sound Field) form a set of 3 "Lower Heavens," 3 "Higher Heavens" and 1 Central Heaven. The Universal Veca contains the "7

Heavens” formed by one 15 Dimensional Time Matrix, another “7 Heavens” formed by the Parallel 15 Dimensional Time Matrix and one Ecka Inner God World – a total of 15 Manifestation Fields.

Partiki Phasing Process

There is a very interesting correspondence between the structure of our Veca Universe and the fundamental process of Partiki phasing. In Figure 15, a more detailed diagram of the Partiki phasing process, we have the Partiki units showing in the middle sphere.¹⁷ The Partiki phases, creates a replica which polarizes, which creates two equal and opposite expressions, each of which carry the original theme that created the *Original Partiki*. So we have a PartikA and a Particum expression of the *Original Idea* emerging.

These two units, the Particum and the PartikA form very specific angular alignments, within the Partiki phasing process. The Partiki phasing process has a specific geometrical structure that is very accurate, very precise. The Original Partiki creates a replica that emerges on the axis of the original Partiki unit. Then we get polarity on this axis, and then we get 2 equal and opposite expressions moving either side of that axis, the Partiki axis.

We have one axis that goes up to the PartikA unit and the other that spreads out at another angle of 45 degrees to form a Particum unit. The two polarized units, the Particum and the PartikA units phase and spread to an angle of separation of 90 degrees to each other. This is where the 90 degree orientation between the Particum and the PartikA sides of our universe emerges. It goes back to the inherent structure of the Partiki phasing process.

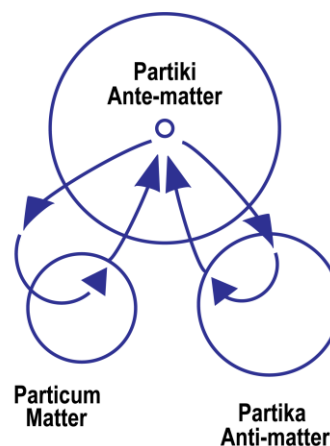


Figure 15: Partiki Phasing Process

We have a very neat correspondence to the structure of our Veca Universe. On the left side of Figure 15 is the Particum unit. The Particum creates the Particum Kathara Grid within our universal structure. We have the parallel PartikA side at a 90 degree angle to the Particum side. Then we have the neutral core, the Partiki, from which both emerge at a 45 degree angle between the two...this corresponds to the Ecka axis.

So, we have our Particum axis, the axis of our matter universe. We have the axis of our parallel anti-matter universe. And we have the Ecka axis at a 45 degree angle between them. It is a very useful correspondence to the structure of our Veca Universe. The Particum particles rotate counterclockwise, the PartikA anti-matter particles clockwise. A further feature of this process is that the Partiki phasing process is dynamic. What we are looking at here is a snapshot where the structure is at maximum expansion.

Once the two polarized units come out to their maximum expansion, once they have passed through their maximum expansion, they begin to phase back together again. The PartikA unit begins to come back; the Particum unit begins to come back; the two polarized units come into a relationship with each other, and they come into a relationship with each other within a buffer field held by the neutral parent Partiki unit. They come into harmonious relationship, they integrate their energy, and they form a harmonized unit. The PartikA circle moves towards the 45 degree axis and the Particum unit moves towards this axis and the two meet and overlay each other and with the Partiki unit, form two circles in the Bi-Veca arrangement.

The PartikA and the Particum circles harmonize their polarities; then the combined unit returns back into integrity within the core Partiki neutral expression.

¹⁷ See Kathara 2-3

The Partiki goes to Bi-Veca which separates out to Tri-Veca, which in turn separates out to the maximum spread of 90 degrees between units. When you have the two units at 30 degrees, essentially 60 degrees of separation, you have the Tri-Veca structure. Then they move out to 45 degrees, equaling 90 degrees of separation for the maximum extent or projection into manifestation; then they come back, integrate back into the Partiki. And the Partiki unit itself then goes back into Source.

When you look at the structure of our Veca Universe, what you are looking at in Figure 12 is a snapshot. The structure is dynamic; it is moving. For example, these Veca Quadrants phase just like the Partiki units phase. The Particum matter universe phases in relationship with our anti-matter equivalent. The two of them come together on the Ecka axis and they integrate. The quadrants are in motion; the Particum and the Partika quadrants come together. And likewise the primal quadrants come into relationship with each other. They then integrate and move back into the Ecka core, the axis acts as an alignment.

This phasing together of the two quadrants is something that happened recently during the time of Hetharo and Hethalon. We came into direct alignment with the Ecka axis, and because of that alignment we are able to draw the heliotalic currents from the Ecka Universe vertically. During Hetharo and Hethalon, we successfully came into alignment with the Ecka axis first on the electrical side, secondly on the magnetic side. We came into alignment with the Ecka axis by means of which we were able to draw heliotalic currents vertically down our central vertical column. The structure is dynamic, it is phasing, there is tremendous order and detail, and it is a very beautiful structure.

Once we get up to this level of the God Worlds, the next step would be go from the Veca Quadrants to the Ecka. From the Ecka you could go up to the **Eckasha Corridor** level, which would be the next level in the Stairway to Heaven.

Cosmic Eckasha Middle God World Corridor

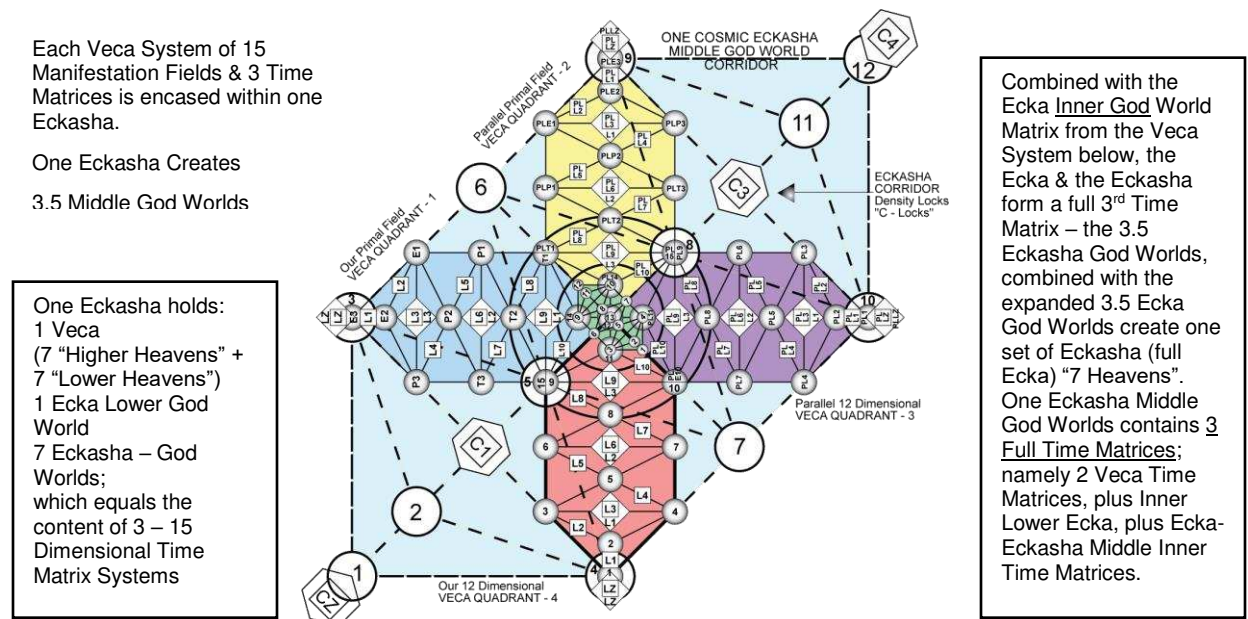


Figure 16: The 22 Manifestation Fields of 1 Cosmic Eckasha Middle God World Corridor

Our Veca Universe in Figure 16 exists within a higher level structure. We have the 4 Veca Quadrants with our Ecka Core, the Ecka Inner World, constituting a Veca Universe. The whole structure of a Veca Universe is held within a larger Kathara Grid, which is referred to as the **Eckasha level**. An Eckasha holds one Veca which has 7 Higher Heavens on the Primal side and 7 Lower Heavens on the Universal or the Matter side, 1 Ecka Lower God World at the core.

At the Eckasha level, the Eckasha has relationship to the Ecka Core. And the combination of the Eckasha and the Ecka Core constitutes an additional 7 God Worlds—so we have 7 Middle God Worlds. When you combine the 15 God Worlds within the Ecka-Veca Universe itself with the additional 7 deriving from the Eckasha structure we end up with a total of 22 Worlds within an Eckasha. The Eckasha structure is referred to as a Corridor...**Eckasha Corridor**. At the Eckasha level we refer to the Heaven Worlds as **Middle God Worlds**.

We have our Veca Universe, which has 15 discrete Heaven Worlds within the Veca. The outer Eckasha has a relationship to the Inner Ecka, which generates a further 7 discrete Worlds. Just as we have 7 worlds in the 2 Kathara Grids of the PCM side of the Universe, we have another 7 Heaven Worlds between the Eckasha and the Ecka structure at the core. The additional 7, when added to the 15 within the Veca Universe, equals a total of 22 discrete worlds within the composite Ecka-Veca structure.

At this level we have an additional sequence of locks (i.e., C1). We have our Eckasha Corridor density locks represented by the letter “C” on the diagram at Figure 16. We have our Eckasha Corridor density locks between each density level within the Eckasha Kathara Grid within the Eckasha structure. So, between Centers 1, 2 and 3 of the Eckasha we have a very important lock structure. And a similar one between Centers 6 and 7, Lock C2 right at the center of the Eckasha Ecka structure. Lock C3 (upper right on Figure 16) between Eckasha Centers 9 and 10. And then there is Lock C4 at the very top and Lock CZ, a Zero Point lock, at the bottom.

At this stage we have structure embedded within structure, an unfolding structure and we are following the patterns of this structure up through the God Worlds, up through the *primary structures in creation*. Simply put, this is the Kathara structure of an Eckasha system. In the Eckasha system you have four Vecas. At the core of that, you have what is called an Ecka system. When we talk about the Ecka/Veca body system, it is the one with the 4 Veca Quadrants and its Ecka Core. When we talk about the Eckasha body, it is the one at Figure 16. These are connected to larger body structures going up the Cosmic Matrix. The whole set of spheres and the Kathara Grids is referred to as the **Eukatharista body**. That is the whole outer domain Light Body. There is also a middle, an inner and a core domain that have the same structures at different angles of rotation, going inward.

Cosmic Eckasha-A Higher God World Spectra

What we have here in Figure 17 is our Eckasha Corridor (c: text on lower right of Figure 17) with its Veca Universe and Inner Ecka Core. This Eckasha structure has relationship to another 3 similar Eckasha structures. They effectively form quadrants within the higher level structure. That is referred to as the Eckasha-A. We have 4 Eckasha Corridors coming into relationship with each other, effectively forming the quadrants of a higher level structure which we describe as an Eckasha-A Spectra. So, Figure 17 (Eckasha-A) is referred to as a Higher God World. An Eckasha is referred to as a Middle God World. And then the Veca Universe itself is called the Lower God World.

This higher level structure is represented by its own Inner Ecka Core and its own outer Eckasha superstructure that holds the whole structure in place. Between the Inner Ecka Core of the Eckasha-A and the outer Eckasha structure that holds the whole thing in place, we have an additional 8 God Worlds: we have one in the Ecka Core and 7 between the Outer Eckasha and the Inner Ecka.

When we take the 22 worlds in each Eckasha times 4 making up 88, plus an additional one in the Ecka Core plus 7 between the Outer Eckasha and the Inner Ecka Core, we get a total of 96 (88 plus 8) Heaven Worlds; 96 discrete Manifestation Fields within one Cosmic Eckasha-A Higher God World Spectra. (4 Vecas / 56 "Heavens", 16 Quadrants, 4 Ecka Lower Inner God Worlds, 28 Eckasha Middle God Worlds plus 1 Ecka Inner God World, and 7 Eckasha-A Higher God Worlds for a total of 96 Manifestation Fields; The content of 14 Time Matrices; (3 x 4) + 2 Time Matrices).

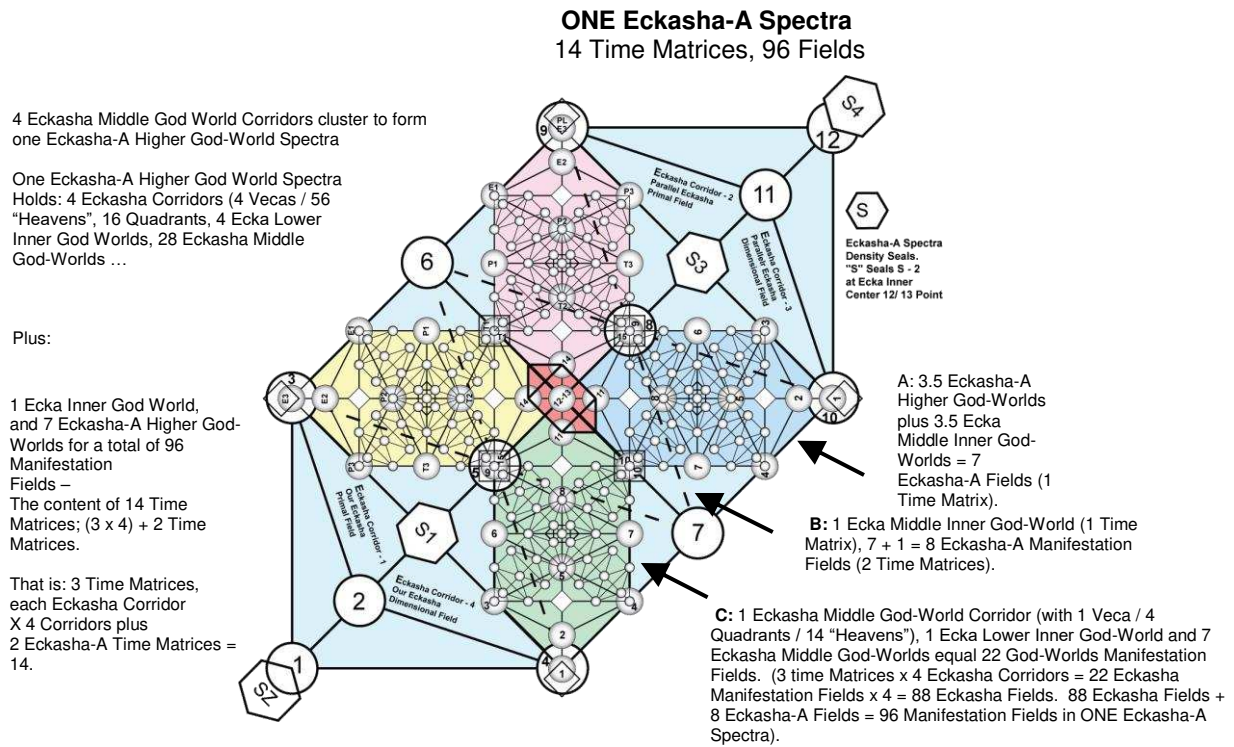


Figure 17: THE 96 Manifestation Fields of 1 Cosmic Eckasha-A Higher God World Spectra

Thus, you have the outer Eckasha. Then you have the Inner Ecka Core represented by 2 Kathara Grids which overlay each other. An analogy is like opposite sides of a dinner plate. We have this double Ecka structure at the core. We have the outer Eckasha's relationship to the Ecka structure so it effectively has something like a double Kathara Grid relationship. And between the two, we have 7 at the Eckasha-A level.

We have one from the Ecka Core itself and another 7 between the outer Eckasha and the Inner Ecka Core; that makes up 8. We add the 8 to 88 and get the 96 Manifestation Fields. Our Eckasha structure effectively replicates the structure that we have seen already. We have explored it in detail in relation to the Veca Universe. But it effectively is the same structure replicated at a higher level. We have our Time Matrices; they multiply up in a similar basis. We have our seals, our locks which maintain separation within the structure. So, at this level we have our Spectra Locks (i.e., S1), Eckasha-A Density Seals. They are represented in Figure 17 as S-Seals.

Keys and Codes

We mentioned previously that there are *specific keys to release these locks*...to open the locks to allow passage between the dimensional levels and passage between the density levels within the cosmic structure. At the Veca Universe level we have the Veca Codes. The **Veca Codes are the keys that open**

the locks that allow progression between the levels within the Veca Universe structure. The Veca Codes are the keys to the locks at the Veca Universe Level.¹⁸

We have Ecka Codes which have a similar function in the Ecka level. The Ecka Codes open the locks on the seals within the Ecka Universe. And they allow passage into and through the Ecka Worlds.

At the Eckasha-A level we have Scepter Codes. Scepter Codes operate and carry the frequency pattern...the sound tones...that allow us to open the Scepter Locks (S-Locks) to allow progression up through the structure of the Eckasha-A. We can come in and out through the structure by using the Scepter Codes. We can use these Codes to come in and we can use these Codes to go back out again.

**The Manifestation Fields of the Eckasha-Aah
God Core Highest God-Worlds
4 Eckasha-A Spectra (14 Time Matrices / 96 Higher God-World Fields
Cluster to Form One Eckasha-Aah Core God-World**

One Eckasha-Aah holds:

4 Eckasha-A Spectra, (each with 4 Vecas / 56 "heavens", 16 Quadrants, 4 Ecka Lower Inner God-Worlds, 1 Ecka Middle Inner God World & 7 Eckasha-A Higher God-Worlds.

1 Eckasha-A Spectra x 4 =

16 Vecas / 224 "Heavens" / 64 Quadrants, 16 Lower Inner God-Worlds, 112 Eckasha Middle God-Worlds & 28 Eckasha-A Higher God-Worlds, 56 Time Matrices ...

Plus:

1 Ecka-Reuche' Highest Inner God-Seed Core, the 15 Reuchea God-Seed Worlds, The Cosmic Kathara Grid Template, the Cruxansatea Eternal Life Merkaba Vehicle and, The Yunasai

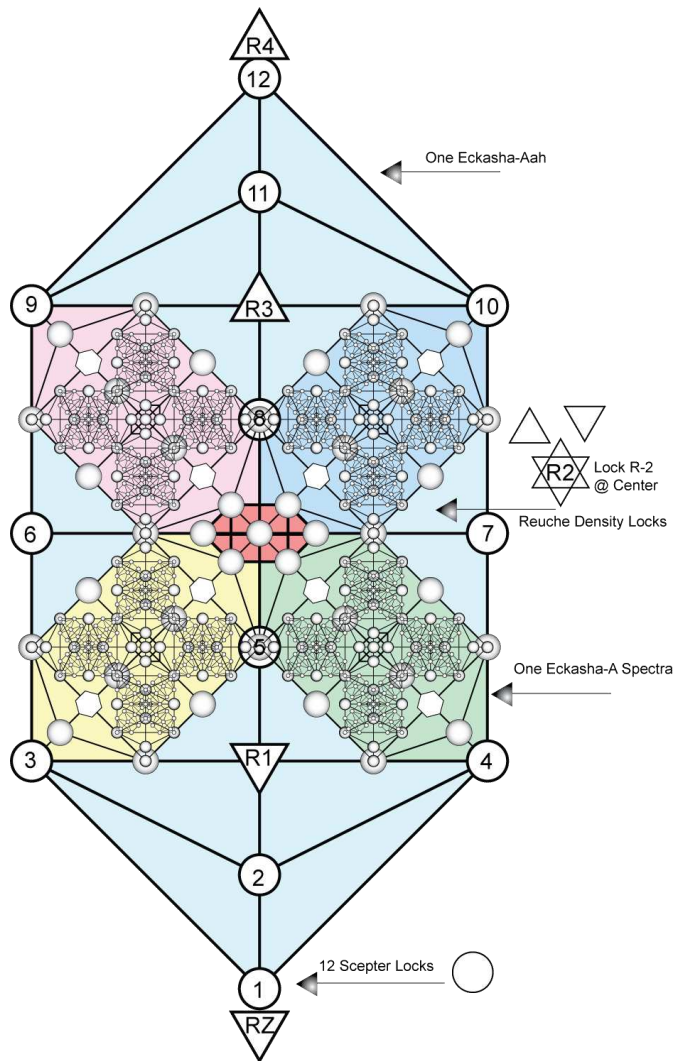


Figure 18: The Manifestation Fields of the Eckasha-Aah

¹⁸ For more in-depth information on Veca Codes, refer to the Kathara Team Module "Keys for Mastering Ascension: The Veca Consciousness Codes"

The God-Worlds Multiplying

The Eckasha-Aah is at the very top of the Stairway to Heaven. When you take our 12-Dimensional Universal Star Gate System and the rest of the God Worlds, plug them in together, what you get is what we like to call the Stairway to Heaven. At this level we have another set of locks (see Figure 18). They are referred to as the **Reuche´ Density Locks**. We use the Reuche´ Codes to work with these particular locks.

Here we have the very same Kathara Grid structure replicated again. We have an Eckasha-A Spectra from the previous diagram which has relationship to 3 other similar Eckasha-A Spectra. The 4 Eckasha-A Spectra structures form quadrants within the larger structure.

This larger structure has its own Inner Ecka Core and its own outer Eckasha superstructure that holds the whole structure in place. This outer Eckasha is referred to as the Eckasha-Aah level in creation. We have this large superstructure, this large Eckasha at a very high level in creation that holds the large scale structure of our universe in place.

The number of discrete worlds and stations of perception within our universe multiply upon a similar basis as before. So, we get the God Worlds multiplying up. We get the Time Matrices multiplying up just as we did before.

Figure 18a lays out the structure for 1 Eckasha-Aah with its: 4 Eckasha-A Spectra, each with 4 Vecas / 56 "Heavens," 16 Quadrants, 4 Ecka Lower Inner God Worlds, 1 Ecka Middle Inner God World and 7 Eckasha-A Higher God Worlds.

Eckasha-A Spectra	Eckasha-A Spectra	Eckasha-A Spectra	Eckasha-A Spectra	
4 Vecas	4 Vecas	4 Vecas	4 Vecas	(1 Veca =
56 "Heavens"	56 "Heavens"	56 "Heavens"	56 "Heavens"	14 "Heavens"
16 Quadrants	16 Quadrants	16 Quadrants	16 Quadrants	4 Quadrants)
4 Ecka Lower Inner God Worlds	4 Ecka Lower Inner God Worlds	4 Ecka Lower Inner God Worlds	4 Ecka Lower Inner God Worlds	
1 Ecka Middle Inner God World	1 Ecka Middle Inner God World	1 Ecka Middle Inner God World	1 Ecka Middle Inner God World	
7 Eckasha-A Higher God Worlds	7 Eckasha-A Higher God Worlds	7 Eckasha-A Higher God Worlds	7 Eckasha-A Higher God Worlds	

Figure 18a: Structure of 1 Eckasha-Aah

The overall sequence of structure is Veca, Ecka, Eckasha, Eckasha-A, and Eckasha-Aah. We end up with quite a large number of God Worlds and Time Matrices within the large structure of Creation.

One feature in relation to the locks at this level is that the locks have a particular orientation: there are 2 arrows pointing up and 2 arrows pointing down. This is Zero Point Reuche´ Lock. And then at the center we have a composite lock with both orientations. The Reuche´ Density Lock 2 at center has this composite structure (Figure 18, R2). The codes associated with the Reuche´ Density Locks are the Reuche´ Codes.

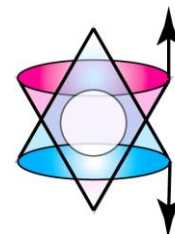


Figure 19: Time Portal and Density Lock

Time Portals and Dimensional Locks

We also have time portals and dimensional locks. They are literally the star gates that run either up and down or across.

Vertical axis spirals, spiral pairs, form the star gates of the dimensional lock system. They permit passage between space-time locations and multiple universes and density levels. Time portals are horizontal and diagonal axis spiral pairs, and they form the portals of the Time Portal System, which permit passage between space-time locations in one universe and one density level.

The gates are vortices. All of this is about vortex mechanics as well. It is about understanding templates and shields, which are scalar standing wave grids, and it is about vortices, which are spiraling electromagnetic frequencies. You have two vortices: one would be spiraling counter-clockwise, one clockwise, and they have a *seal* in the center. When frequency triggers that seal to open and activate, the spirals start to spin and they come together and they form a *Bi-Veca Merkaba Field*.

The Eckasha-Aah 1st GOD-WORLD OF CREATION, the 12 Divine Scepters and the Reuchea

ELEMENTS OF THE Eckasha-Aah

1A) ManU VOID, 1st Partiki Unit of God-Force Attention; The "Still-Point"/Zero-Point (Contains the Imbedded Mathematical Programming of the Base – 12, 12 Point Kathara Christos Template for Perpetual Life).

B) The EirA Base – 12 /12 Point Pre-Sound Vibration Field First Particum Contraction Point.

C) The ManA Base-12 Pre-Light Oscillation Field First Partiki Expansion Point.

Together, the 3 God-Force "1st 3 Cells" Create the 24 Point (EirA-ManA) Cosmic Kathara Grid template through which the God-Force Circulates Into and Out of Manifestation.

2 Circulating Through the EirA-ManA Cosmic Kathara Grid, the Yunasai God-Force Currents Next Created the 12 Reuche' Scepters, the 12 Primary Cosmic Cruxansatea Eckasha Merkaba Fields By Which The Cosmic Manifestation Template is Anchored And Sustained. The 12 Reuche' perpetually Transmit and Receive God-Force Currents.

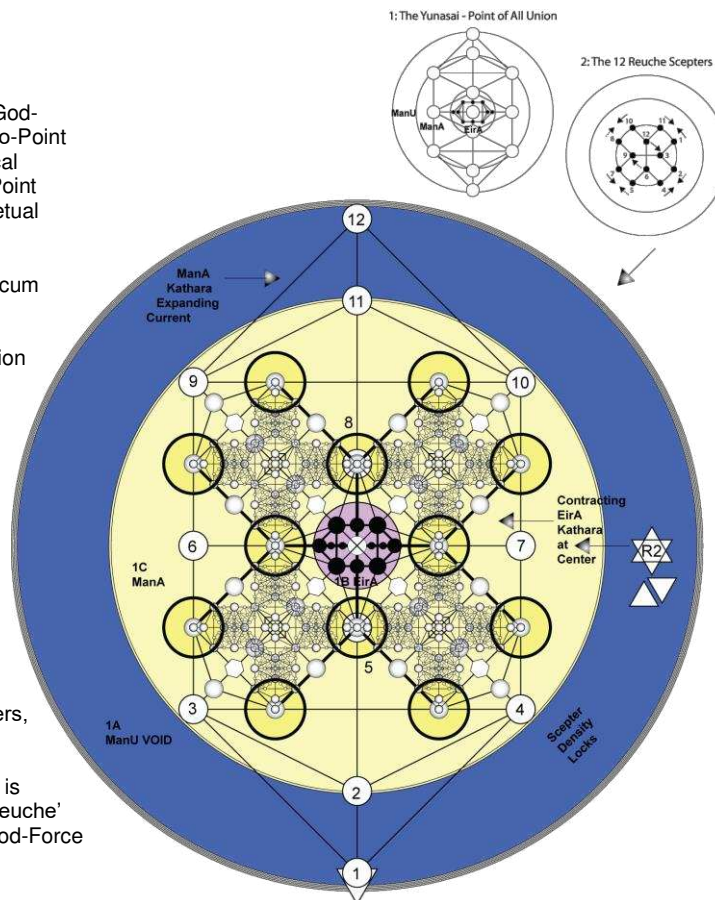


Figure 20: The Eckasha-Aah 1st God World of Creation

The Bi-Veca Merkaba Field will form at its center an area called a Radial Body. Imagine a *sphere* of energy, inside of itself. And it is inside that sphere that when you move into it would trigger activation of your Merkaba Field and your own sphere around you. You would go inside and be able to literally by thought projection decide where you want to go and aim there just by humming a tone that you remember from there, or imagining a picture from the place that you want to be, or even a feeling, because it is all directed by energy, by the *sense* of the energy, the vibrational signature of the energy.¹⁹ This is how Star Gates and Time Portals work. When the seals release they come together, they make a Merkaba Field.

¹⁹ Location tones, pictures, or feelings: these are Crux Codes / Location Codes.

Merkaba Fields can have various different axes alignments, and they do, not just for gates. And the axis alignments are important because they determine whether or not you are going to be able to bring in frequency to keep your own Merkaba Field fueled or whether you will not be able to bring in the natural life force currents.

Basically the vertical axis gates link the Planetary and Galactic and Universal Templar Complexes through the **5 Harmonic Universes**—there are only 4 shown, and one that runs up there—but they form open Merkabic passages, where you could go. And once this activates, that would turn this into a Merkaba, bringing these together, and it would bring these together, so you are literally hopping Merkabas all the way up the densities.

The Eckasha-Aah 1st God-World of Creation

The diagram of the Eckasha-Aah at Figure 20 has the sacred symbolism of the balanced cross, which is not the crucifix cross—it is the natural cross. It also has the Tree of Life, or the Kathara Grid in it, in addition to being a very practical map if you want to know where you are in relation to the rest of the universes, and where you are in relation to the connection to God. What is so beautiful about these maps is they are showing you the map of your own Consciousness.

There is a place where all of us never left Source. There is a place where we are always in **at-ONE-ment** with Source, and it seems like we are far from that place because the frequency span is huge. But the more we bring in those frequencies, the closer and closer we feel to that space. And even though it might be way up that whole set of mathematics, up in the sky...they are not just in the sky—they are in your body, they are right here in our hologram, they are woven in the air—you start to just feel that presence with you. And no matter how high the Stairway is, it feels like you are walking it together.

This is very powerful to use as a symbol code to bring information to you. If you have a small one it is worth it to do some optical-pineal induction. You use the frequencies that run through the eyes, and you blend them to bring them into the third eye, so you can encode the pineal and then send it down into its natural shields. Your body has a mechanism for processing frequency, and it can open up knowledge for you.

The 3 Eternal God-Source Consciousness Fields from and through which all Dimensionalized Currents and Consciousness Manifest

If we go all the way up to the Eckasha-Aah—remember the top of the God World Map? It all starts with 3 Primary Forces of energy. It starts with God-Source, and within itself God-Source created 3 portions of Its Consciousness as **standing fields of consciousness**, living fields of consciousness—created what are called the ManU, which is the Still-Point Void—in the beginning was the Void; the ManA God-Spark, the Intention for Light—this is before light happened, because light happens once movement began, or at least the illusion of movement, which was vibration and oscillation interacting with each other.²⁰ The first 3 were the Original Divine Trinity, the ManU, the ManA, and the EirA—the Holy Spirit, the Divine Masculine, and Divine Feminine.

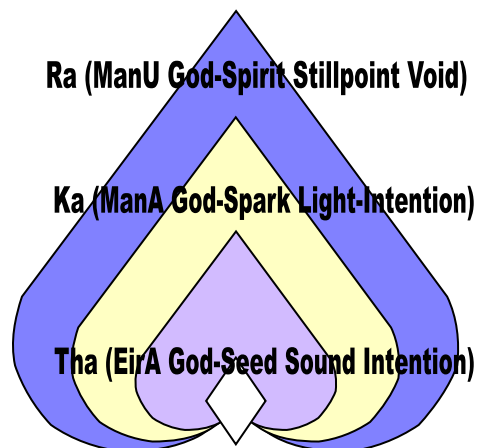


Figure 21: The Divine Trinity

²⁰ See "Dance for" Handbook for the whole creation mechanics.

These are the three Eternal Life Force Fields that every frequency band that exists, every Ray of Consciousness, every Primal Life Force Current, emerges first out of these three. Every one of those currents that we talked about within the Cosmic Kathara Grid is a carrier of one of these or a combination of these frequencies. But these are the Primary Eternal Trinity that is the First Creation. And it is within those three fields that the Krist and Krystallah Grids—the first 24-points of vibration that set the whole creation in motion—were created. So first there were those. In the beginning was the Void, and within the Void a Vibration was created, and simultaneously with the Vibration an Oscillation was created. So it means male and female were created at the same time

We are getting to the top levels of the God Worlds at this point (Figure 20). We are coming much closer to Source, closer to the Original Fields of Creation. We begin to see the Original Fields that emerge within creation in terms of a ManU Field, which in turn encompasses an EirA and a ManA Field. We have mentioned that at a fundamental level you have this Partiki phasing process. This generates an Original PKI Field which is basically neutral in nature...Tri-polar or Omni-polar. It is not polarized; it synthesizes the polarities. So, this is represented by what is referred to as the ManU Current, the ManU Field in Creation. That in turn creates a replica which polarizes, creates a male ManA expression and a female EirA expression. We are beginning to see the emergence of the Original Fields in Creation, the emergence of the Original Currents in Creation. The aggregate of these 3 Fields is referred to as the Yunasai, the Point of all Union...the Point of Integrity of all these fields...the point which integrates them.

The Consciousness of Source comes into 3 Primal Fields: the ManU, ManA, and EirA Fields (Figure 21). Within these fields, It brings Its focus of attention to 12 specific points of consciousness, and these create the original Kathara Grids. We have the original large Kathara Grid spanning the ManU Fields and the smaller Kathara Grid at the center spanning the EirA Fields. The larger outer Kathara Grid is referred to as the Kristos, and the inner one as the Krystallah.

There is quite a lot of structure at the Eckasha-Aah level in creation. And the structure is actually encoded in very precise language (see figure 20...suggest reading the small print on the figure). There is a very powerful sequence to the unfolding of events at this level. The best guide to this level by far is A'sha's original dispensation. This is quoted verbatim in the following section.

“SECTION-1: Cosmic Creation-Secrets of the Yunasai

Through understanding the reality of the Cosmic Divine Blueprint we can begin to comprehend and awaken our tangible, indelible, eternal, direct and personal relationship to GOD.

There is a purpose, plan and intelligent design inherent to, behind and within all creation. We each exist as an intimate, integral and blessed part of a meaningful Cosmic, Universal, Galactic, Planetary, race and personal Divine Order. All creation takes places within the consciousness of God and thus separation from God can only exist as the illusion of limited perception and forgetfulness of our original Source.

COSMIC SOURCE: God

Creation perpetually emerges from and returns to the consciousness of the ONE God Source Consciousness within which all creation takes place. We live within the limitless field of the Cosmic Consciousness of God-Source and God resides always within us and around us, for we and all manifestation are composed of the Divine Substance-the living, intelligent units of the consciousness of God.

COSMIC STAIRCASE: Down Stepping Cosmic Creation

God-Source perpetually sets manifestation in motion through engaging Its awareness in the process of **Vibrational Down Stepping**, or **Thought Formation**. Down stepping occurs through contracting the consciousness into a **singular point** of focus, a “**creation intention**” or “**thought vibration**,” to create the **first individuation of attention--a Still point creation-point**. Next the **original thought vibration is replicated within the vibration of the first** to form the **second individuation of consciousness**, expanding the first vibration from within itself to create a **Static Field** of *absolute vibrational agreement* between the original thought vibration and its replica. To form the **Divine Trinity of Eternal Life-Perpetual Motion** through which **interactive creation** is set in motion, the thought vibration **replica** is then **polarized** within the expanded original “First Thought,” forming **two separate thought vibrations**, each holding a larger **primary part** of the original vibration as it **initially existed** and a smaller **secondary part** of the original vibration “**inverted**,” or vibrating in direct opposition to the first vibration, its intention reflecting the **opposite** of the original thought intention. God-Source sets creation in motion through perpetually engaging part of its awareness in Vibrational Down stepping, by which the Cosmic Divine Trinity of Eternal Life creation is formed.

COSMIC FORCE: The Yunasai Divine Cosmic Trinity-*ManU, EirA and ManA*

The framework of manifest creation begins with God-Source Down stepping within Itself the *Divine Cosmic Trinity* of the **Yunasai**, the *Point of All Union*, which is formed as God Source first manifests Itself as the Cosmic Divine Trinity of **Eternal God Force Identity**, creating **within Itself** the **ManU** (first Partiki consciousness unit-Divine Spirit Womb-Cosmic Void-Eternal Still point), the **EirA** (first Particum pre-sound vibration unit-Divine Mother Creation Seed-Contracting/ Receiving Consciousness Force) and the **ManA** (first PartikA pre-light vibration unit-Divine Father Creation Spark-Expanding/ Transmitting Consciousness Force) **Eternal God Force consciousness fields** to form the **Yunasai** “*Living Cosmic Thought Crystal*” within which all manifestation occurs.

COSMIC CHRISTOS: The Divine Blueprint *Kathara, Krystallah and Kristos*

Creation emerges within the Yunasai as designed by God, following a specific **Base-12 eternal creation program** of mathematical-geometrical inter-relationships of consciousness that is called the **Kathara Template Divine Blueprint** or the “**Kathara Grid**.” Within the Yunasai Manu Force Field, the EirA and ManA Force Fields each create a Kathara Grid that is formed upon **12 specific points of conscious attention** expressed as **12 fixed or “standing” points of vibration**. The **two 12-point Kathara Grids** of the ManA and EirA together form the **Base-12/24-Point Cosmic Kathara Divine Blueprint**. The word **Kathara** expresses the **Divine Intention** God Source holds in creation of the Yunasai; *Ka*= Light Emanation/Expression, *Tha*= Sound Vibration/ Intention, *Ra*= ONE-spirit. The ONE-spirit of God *intending* to express AS creation). The **EirA Kathara Grid** is called the **Krystallah** (or Christalla), meaning “*God Intends*”.. The **ManA Kathara Grid** is called the **Kristos** (or *Christos*), meaning “*God Expresses*.”

COSMIC CLOCK: Down Stepping the *12 Reuche Scepter Pillars*

Through vibrational interaction of consciousness within the Cosmic Kathara Grid, the Manu, EirA and ManA God Forces of the Yunasai **recreate the original creation process** of *Vibration Down stepping* by which the Divine Cosmic Trinity perpetually individuates within the consciousness of God Source. Following the impetus to create as imbued by the original God-Source creation intention, the ManU-EirA-ManA God Forces *intertwine* a portion of their consciousness and **Down step** the vibrations of the Cosmic Kathara Grid **three times** to form a **set of 12**, layered points of vibration fixed in a circular organization within the Cosmic Kathara Grid Template, each of which forms a singular **Scalar-Standing-Columnar-Wave** or “**Pillar**” of vibration called a **SE'-Ur** within the Yunasai. The set of 12 Cosmic Se-Ur standing-waves are called the **12 Reuchea Scepter Pillars**, which together form the first scalar-wave-field that becomes the **Core God World** of creation.

COSMIC HEART AND FIRE: The ManU Window and Ecka Eternal Flame

Following the Cosmic Kathara Grid program, the *12 Reuche Scepter Pillars* **vibrationally interact** within the Yunasai, creating an opening called the **ManU Window**, “Manifestation Point” or “**Zero Point**” at the center points of the EirA and ManA Kathara Grids (Krystallah and Kristos), which links the center of the Reuche Scepter circle directly into the ManU Force field of first creation and the living eternal consciousness field of God-Source. The 12 Reuche Scepter Pillars interact with the ManU field, causing a quantity of the ManU Force consciousness called the **Amoraea Wave-Pillar** or **Ecka-ManU Eternal Flame** to emerge through the ManU Window to form a **13th Scepter** at the center of the Reuche circle. Through the ManU Window, the **Amoraea Wave circulates pulses of living God consciousness** between God Source and the eternal God Force consciousness fields of the Yunasai, setting in perpetual motion the processes of Eternal Life Creation. The Amoraea Wave/Ecka-ManU Eternal Flame is known as the “**Heart of God**” as it circulates pulses of living God consciousness, the **Eternal Life Stream**, perpetually into and out of manifestation.

COSMIC ARCS: The 12 Reuche Scepter Arcs and the Cosmic Shield

Through vibrational interaction with the Amoraea Wave-Pillar Ecka-ManU Flame the 12 Reuche Scepter Pillar columnar waves **bend toward the Reuche center** to form **12 arcs** of consciousness, **6 EirA Force arcs** and **6 ManA Force arcs** that are collectively called the **12 Reuche Scepter Arcs**. The EirA and ManA Force arcs pass together through the ManU Window at the Reuche center, **blending and replicating their vibrational content** within the Ecka-ManU Flame to form 12 rotating scalar standing-columnar-wave discs of **Bi-polar EirA-ManA consciousness** called the **12 Reuche Scepter Shields**, which are linked together through a central **Tri-polar** scalar wave disc composed of blended **ManU-EirA-ManA Force** called the **Cosmic Shield of Amoraea** that forms within the central Ecka-ManU Flame. Each of the 12 Reuche Scepter Shields forms a **living circuit of counter-rotating** God Force; the **EirA** scalar standing waves forming a **counter-clockwise rotating** scalar field that **receives** God Force consciousness from the Reuche and Yunasai field and **contracts it back to God Source** through the ManU Window for **de-manifestation**, the **ManA** scalar standing waves forming a **clockwise rotating** scalar field that **transmits** new pulses of God Force from the ManU Window and **expands** it into the Yunasai and Reuche Shields for manifestation. The synchronized **rotation** of the 12 counter-rotating Reuche Scepter Shields, held perpetually together through the central Shield of Amoraea, brings into being the first expression of God Force consciousness AS **Electromagnetic Force**, the living **Primal Life Force Current** from which all manifest worlds emerge.

COSMIC MERKABA: The Amoraea, Eckasha and Veca Merkaba Fields

The perpetual rotation of the 12 Reuche Scepter Shields and the Amoraea Shield create a perpetual motion living circulatory system of God Force AS Electromagnetic Current, which forms 12 smaller bi-polar Reuche Scepter Currents that are entwined together through the central Tri-polar current of the Amoraea Shields. As the Scepter Shields rotate around the axis of the rotating central Amoraea Shield, the **Ecka-ManU Flame separates** the counter-clockwise rotating/contracting EirA currents from the clockwise rotating/expanding ManA currents, as the **Amoraea Shield** holds the 2 polarized currents in direct relationship with each other, forming **two counter-rotating spirals** of polarized EirA and ManA God Force current **within the Ecka ManU-Flame** which are held together and interwoven through the Amoraea Shield.

The **EirA Spiral contracts** God Force in from the **Ecka-ManU Flame** sending it toward the **center-point ManU Window** creating a **negative electrical current** (which creates the effect of **magnetic force** and gravity) as the **ManA Spiral expands** God Force from the **center point and Ecka-ManU Flame** creating a **positive electrical current**. The synchronized, perpetual rotation of the EirA and ManA currents creates the First **Cosmic Merkaba Field**, the **Amoraea Merkaba**; **Mer** meaning God Force **movement**, **Ka**

meaning God Force **expression, Ba** meaning **“Body”** or vehicle. The Amoraea Merkaba is build upon the **Base-12/24 point mathematical program** of the **Cosmic Kathara grid**; the **12 points** of the slower vibrating **EirA Krystallah Kathara grid** form the geometrical shape of a **12-point/12 plane counter-clockwise** rotating Merkaba scalar wave spiral, the **“bottom spiral”** of the Merkaba Field and the faster vibrating **ManA Kristos Kathara grid** forms the geometrical shape of a 12-point/12 plane clockwise rotating Merkaba scalar wave spiral. Together, the EirA and ManA Merkaba Spirals create the **24-point/24-plane/Base-48 form** of the **singular Cosmic Amoraea Merkaba Field**.

The intricate procedures by which the Amoraea Merkaba Field is formed are replicated and repeated by the God Force currents through **several stages of Down stepping**, to create **within the first Merkaba Field** the smaller Merkaba Field living energy/consciousness fields within which a multitude of **electromagnetic manifestation “domains”** form. Each 12-point Kathara Grid that forms one of the 2 Cosmic Kathara Grids through which the 24-point/24-plane Cosmic Amoraea Merkaba Field is created **replicates, polarizes and vibrationally Down steps** to form a **pair** of smaller **Base-12** Kathara Grids, each of which form a 6-point/6-plane Merkaba **Spiral** that together form a **12-point/12-plane/Base-24 Eckasha Merkaba Field**. From the first Down step, one 24-point/24-plane/Base-48 Amoraea Merkaba forms **2 12-point/12-plane/Base-24 Eckasha Merkaba Fields**. On the 2nd Down step the 2 Eckasha Merkaba Fields form **4 6-point/6-plane/Base-12 Bi-Veca Merkaba Fields**. On the 3rd Down step the 4 Bi-Veca Merkaba Fields form **8 3-point/3-plane/Base-6 polarized Merkaba Spirals** called **Veca Merkaba Fields**.

COSMIC EGG: Cosmic Radial Bodies and the 15 God-Cells of the God-Seed

Through the perpetual spin of the counter-rotating electromagnetic God Force currents within the Cosmic Amoraea Merkaba Field, the **15 Cosmic Spheres** or **15 God-Cells** of the Cosmic God-Seed are formed. The “force” and “counter-force” of the EirA and ManA Merkaba Spirals creates within the center of the Merkaba Field (which is within the Ecka-ManU Flame at Reuche center) a perfectly balanced, spinning, **electromagnetic force field** in the shape of an **elliptical sphere** that is called the **“Form Constant”** or electrostatic **Cosmic Holographic Radial Body**.

Formation of the first God-Cell Sphere within the Amoraea Merkaba sets in simultaneous motion the Merkabic Down Stepping Process, each Down step creating within the center of its Merkaba Field another Holographic Radial Body God Cell. The **first Down step** creates **2** additional God Cells, the **second Down step** creates **4** more God Cells and the **3rd Down step** creates the last 8 God Cells for a total of **14 God Cell Radial Bodies** ($2 + 4 + 8 = 14$) **expanded within the original first God Cell**, the **Cell of Amoraea**, which is known as the **“15th Cell”**. Through **Down steps 1 and 2 God Cells 2-6 form within the first Cell** Amoraea Radial Body, **within the Ecka-Manu Flame ManU Window Reuche center point** (Zero Point) creating the core or **“Yoke”** of the **“Cosmic Egg”**.

The **final 8 God Cells** form from the Ecka-ManU Flame Zero Point **within the center of the Amoraea Radial Body “Yoke”**, **expanding the cluster of the first 7 “yoke” cells outward to become the “Cosmic Egg”**, as the **last 8 Cells become the “yoke” at the center of the Amoraea Radial Body**. The “first 7 Cells” expand to become the “last 7 Cells” as the original last 8 Cells emerge from the Zero Point center to expand the original first 7 Cells into externalization. Through the intricate working of the Merkabic Holographic Radial Bodies and the Manu-EirA-ManA Divine Trinity of God Force currents, the **“First 15 Eternal God Cells”** come into being **within the Ecka-ManU Eternal Flame**, causing the Ecka-ManU Flame scalar columnar standing wave to expand outward from within itself forming a **stationary scalar Spherical standing-wave of ManU God Force**, called the **Cosmic Amoraea Crystal**, a **“Cosmic Thought Crystal” Radial Body stationary scalar standing wave** in the shape of an **elliptical sphere** or **Cosmic Egg**, **surrounding the perpetual creation** that takes place within its core.

In fulfillment of the Base-12 Eternal Life mathematical-geometrical creation program held within the **Cosmic Christos Divine Blueprint**, the process of **6 Down steps** that formed the original Cosmic Egg is

repeated once more **within the Amoraea Crystal**, creating a **total of 12 Down steps** through which the **microcosmic replica** of the Cosmic God Seed forms a **Universal God Seed** with **15 smaller Universal Cells** that form the structure of **15-Dimensional Time Matrix systems within the God Worlds** formed through the Cosmic God Seed.

GOD WORLDS OF THE COSMOS:

The **Cosmic God Seed** forms the **Eckasha-Aah** (Downstep-1), the **Eckasha-A** (Downstep-2) and the **Eckasha** (Downstep-3) **Core, Higher and Middle God Worlds**, and the **Universal God Seed** (Down steps 7-12) forms the clusters of **7 Higher and 7 Lower Heavens** of the **Lower God World Universal Veca Time Matrix systems.**”

..... *end of direct quotation. From Dance for Life Workshop, UK, June 2002.*

We have the *cosmic force* at the Yunasai Divine Cosmic Trinity which creates the ManU, the EirA and ManA currents. The framework of manifest creation begins with God Source down-stepping within Itself the Divine Cosmic Trinity of the Yunasai, the Point of All Union, which is formed as God-Source Force manifests Itself as the Cosmic Divine Trinity of Eternal God Force Identity, creating within Itself the ManU, effectively the **First Partiki consciousness unit**, the Divine Spirit Womb Cosmic Void Eternal Still-Point. Also, the EirA, first PCM Pre-sound Vibration unit, Divine Mother Creation Seed that is basically contracting in nature, it receives consciousness force; and the ManA, the first Partiki Pre-light Vibration unit, effectively the Divine Father Creation Spark that expands Its expanding transmitting consciousness force in the Eternal God Force Consciousness Fields; together these form the Yunasai, the Living Cosmic Thought Krystal within which all manifestation occurs. This describes the emergence within the original PKI phasing process; it is describing the emergence of the 3 Primal Fields in Creation, which manifests the 3 Primal Currents in Creation: the ManU, ManA, and EirA.

Flame of Amoraea

Just like in the Veca, you have an AzurA of the Ecka. That is between their Ecka Gate 6 and 7. So it is the same place in the Ecka as this is in the Veca Quadrant, which means it is special. It means that is where the Ecka seed atom is located. Every Kathara Grid will have an AzurA at its center, and that is where its seed atom or its spark that fuels its ability to spin and thus maintain perpetual motion, exists.

The Ecka AzurA holds something called the **Flame of Amoraea**. It is funny, because the word *amoré*, meaning “love,” came from the ancient word “Amoraea.” It is the **Eternal Flame**, and it is a direct connection—in the Ecka, it connects it directly into its Eckasha, and the Eckasha directly into its Eckasha-A, and directly into its Eckasha-Aah, all the way up. So the first Eternal Flame, the first Flame of Amoraea, would be at the center of the Krist-Krystallah Grid, the first, the highest level of creation, the **first stage of creation**. It is an Eternal Plane of Creation that is always there.

Imagine a Pillar or a Flame of Eternal Light and Consciousness that runs through the centers of all of the Eckas. When you get down to the Ecka in our Veca system, which is where the Eternal Flame, all the way from the top God Worlds, anchors down through the chain of gates into here. And it is from here, from this Eternal Flame, that the Veca systems receive the fueling of their seed atoms. So it is a direct link to the God Worlds, the highest God Worlds.

It is a very special place. There are temples that you can visit there. One of them is called the **Temple of Khemalohatea**, and it is our **Original Seed**. This is like the center seed of the center sun of the Ecka. It is also the origin of what are called the **Heliotalic Currents**, which are very high level healing currents. They are not just the 12-dimensional currents here, and they are not just 15-dimensional currents—they are

pulling directly from the Original Eternal Source of Creation, through that pillar that runs down through all the center points, through here. It is from here that the Heliotatic frequencies run, and they give us a lot of protection.

Emergence of the Kathara Grid

The next level of emergence: the Cosmic Kristos, the Divine Blueprint Kathara, the Krystallah, the Kristos Krist. The Divine Blueprint Kathara, the Kristos Krystallah Creation emerges from within the Yunasai. It emerges within the **integrity** of the Original Primal Fields designed by God Source following a specific **Base-12 Eternal Creation Program** of mathematical geometrical interrelationships of consciousness called the Kathara Template Divine Blueprint or the Kathara Grid. This is the emergence of the Kathara Grid.

Inside the Yunasai ManU Force Field the EirA and ManA force fields each create a Kathara Grid that is formed upon 12 specific points of conscious attention expressed as 12 fixed or standing points of vibration. The two 12-point Kathara Grids of ManA and EirA together form the Base-12, 24-point Cosmic Kathara Grid Divine Blueprint.

The word Kathara expresses the Divine Intention God Source holds in creation of the Yunasai: Ka, the light emanation or expression; Tha, sound vibration or intention; Ra, the One Spirit. So, we have the One Spirit of God intending to express as Creation. The EirA Kathara Grid is called the Krystallah, meaning "God Intends." The ManA Kathara Grid is called the Kristos, meaning "God Expresses."

Here at Figure 22a we have the Yunasai, the Point of All Union, the emergence of the Original Primal Fields from the original processes of PKI phasing, the emergence of the Original Primal Fields. A further elaboration of structure within those primal fields manifests the primary Kathara Grids, the large Kristos and the smaller Krystallah. So here we have a polarity in terms of ManA-EirA, that is manifesting these Kathara Grid structures and all of the other structures in creation emerge from the interaction of those two. So those two polarities interacting weave the **Fabric of Creation** that emerges through the subsequent levels of the structure.

Through vibration interaction of consciousness between the cosmic Kathara Grid, the ManU, EirA and ManA God forces of the Yunasai recreate the *original creation process* of vibration down-stepping, by which the Divine Cosmic Trinity perpetually individuates Itself within the Consciousness of God-Source. Following the impetus to create, as imbued by the original God-Source Creation Intention, the ManU, EirA, and ManA God Forces intertwine a portion of their consciousness and down-step the vibrations of the Cosmic Kathara Grid 3 times to form a set of 12 layered points of vibration. These 12 layered points of vibration are fixed in a circular organization within the Cosmic Kathara Grid templates.

1: The Yunasai - Point of All Union

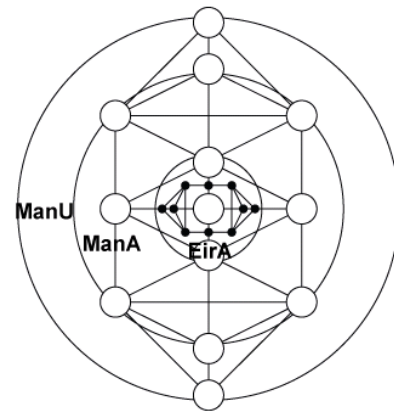


Figure 22a

2: The 12 Reuche Scepters

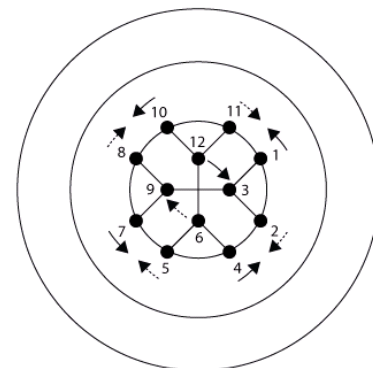


Figure 23a

Each of these points forms a singular scalar standing columnar wave, a pillar of vibration called a SE'UR within the Yunasai, a Pillar of Sound and Light within the core of the Yunasai. The set of 12 Cosmic SE'UR standing waves are called the 12 Reuche' Scepter Pillars, which together form the **first scalar wave field** that becomes the core God World of Creation.

Reuche' Scepter Pillars

Next we come to the development of the Reuche' Scepter Pillars, another very important structure within the creation process within the God Worlds. We have the emergence of the Primal Fields within Creation, and the emergence of the Primal Kathara Grids in Creation, the Kristos and Krystallah. The next structure is the emergence of the Reuche' Pillars within Creation. There is a particular sequence in which these unfold. It is described as a 3-stage down-stepping. At the core of the creation structure, we have the consciousness of the ManU, ManA and EirA Fields. They intertwine a portion of their consciousness within the core and they elaborate 12 points of structure within the structure of creation at this level. We have the point of focus at the core. This polarizes and creates two expressions; they emerge as the 12 and the 6 points on the Reuche' pattern. So, we have the core polarizes, down-steps, creates a 12 and a 6 point within the Reuche' pattern.

The next stage of down-stepping is that this pattern turns and creates a replica of itself at 90 degrees, equivalent to the PCM-PKA angle of alignment. At this level we have the emergence of the 3 and the 9. So we have the core at the center, the 13th point, manifests in the 12 and the 6. That generates the 3 and the 9. Each of these 4 points (12, 6, 3, 9) polarize in turn and create equal and opposite expressions, which manifest as the other remaining 8 points, the outer points of the Reuche pattern.

It is a 3-stage down-stepping. This particular sequence of emergence is of interest for example in relation to the clock diagrams. For example, we say we all exist here as a personality. We exist as part of a Soul Group of 12 personalities. Now, there is a replication by 12 as we go up and down through the cosmic structure. Within our soul family, we have 12 individual expressions of that particular soul, 12 personalities.

3 The Reuche God-Seed Core (Cosmic Clock of Creation)

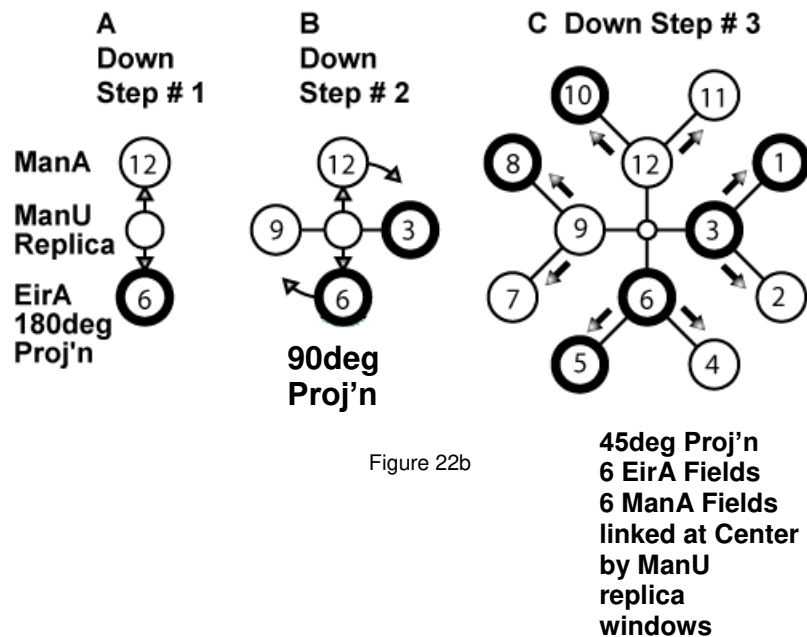


Figure 22b

The Clock Arrangement

These 12 individual expressions of that particular soul, those 12 personalities are aligned in a clock arrangement (Figure 22b) and their particular positions on the clock diagram are of significance. For example, the **prime positions on the clock are 12 and 6**. They are the most powerful expressions within the particular group of 12. The four: 3, 6, 9, and 12 form the 4 cardinal points of the clock...they form the core of the Reuche', the four cardinal points of the clock. So they have particular significance in relation to

the orientation of the personalities within the soul group. So, the sequence of emergence of the Reuche' pattern has significance as far as the positions we see on the various clock diagrams we come across.

The 12 points that form the Reuche' pattern polarize ManA and EirA. The ManA points are represented by the lighter color; the EirA points by the solid color (Figure 22b). Each of the points on the Reuche' pattern forms a standing column of sound and light. They are the original Reuche' Pillars (Figure 22, center of teardrop figure).

Each point / column forms a shield and this is spinning. The ManA Reuche' positions are spinning in a clockwise direction; the EirA positions are spinning in a counterclockwise direction. There is significance to the alignment of these and their spin directions. These standing waves of very **pure Sound and Light** in turn interact with the core and they bring out another level of structure within the creation process.

Heart of God

We have Cosmic Heart and Fire, the ManU Window and the Ecka Eternal flame. Following the Cosmic Kathara Grid Program, the 12 Reuche' Scepter Pillars vibrationally interact within the Yunasai, within the composite field, creating an opening called the ManU Window Manifestation Point or Zero Point, at the center points of the EirA and ManA Kathara Grids. At the center of the Kristos and the Krystallah we have

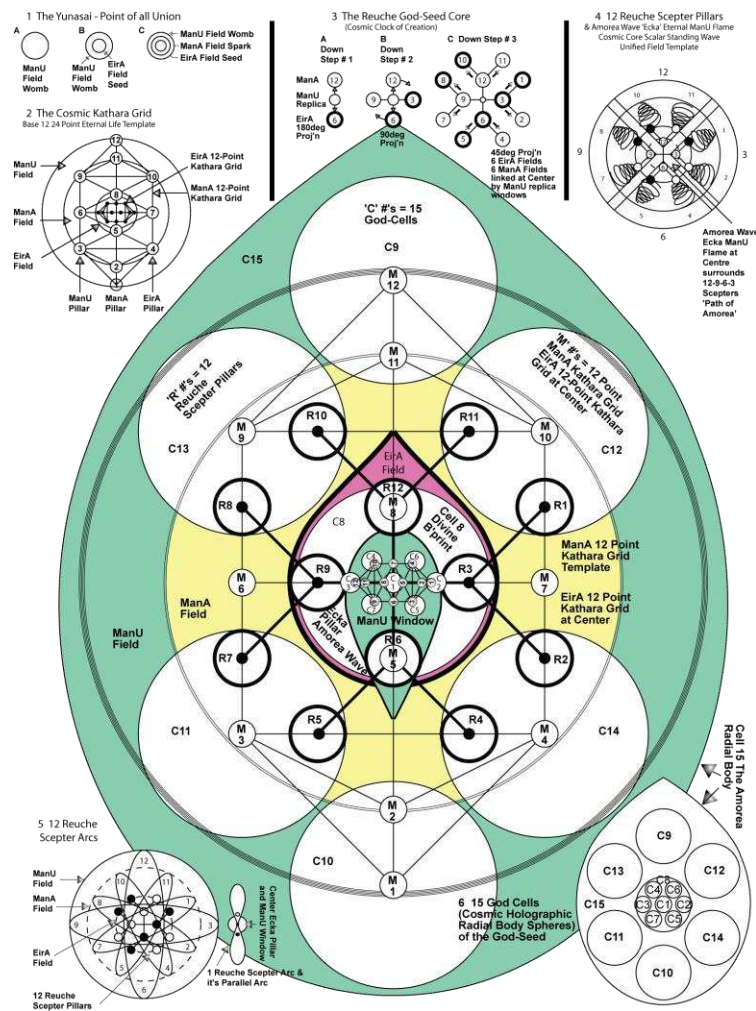


Figure 22: The Primal Life Force Field & the Cosmic God Seed Eckasha-Aah

the emergence of the ManU Window. This is the Zero Point at the center of the EirA and ManA Kathara Grids which links the center of the Reuche´ Scepter Circle directly into the ManU Force Field of First Creation and the Living Eternal Consciousness Field of God-Source.

The 12 Reuche´ Scepter Pillars interact with the ManU Field causing a quantity of the ManU Force Consciousness called the **Amoraea Wave Pillar** or Ecka ManU Eternal Flame to emerge through the ManU Window to form a 13th Scepter or Pillar at the center of the Reuche´ circle (Figure 22c). Through the ManU Window, the Amoraea Wave circulates Pulses of Living God Consciousness between God-Source and the Eternal God Force Consciousness Fields of the Yunasai, setting in perpetual motion the processes of Eternal Life Creation.

The Amoraea Wave Ecka ManU Eternal Flame is known as the **Heart of God**, as it circulates pulses of Living God Consciousness the Eternal Life Stream perpetually into and out of manifestation. So, we have the ManU Window emerging at the *core*. We have the Reuche´ Pillars beginning to interact with the ManU Window, and creating the next level of structure which is referred to as the Cosmic Arcs, the 12 Reuche´ Scepter Arcs and the Cosmic Shield.

4 12 Reuche Scepter Pillars & Amoraea Wave 'Ecka' Eternal ManU Flame Cosmic Core Scalar Standing Wave Unified Field Template

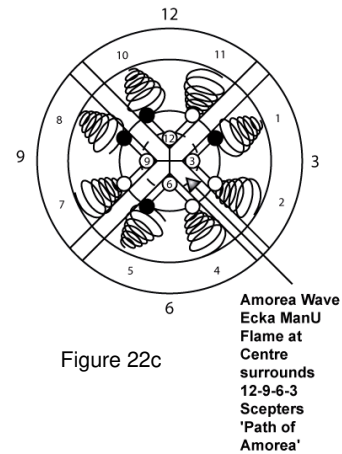
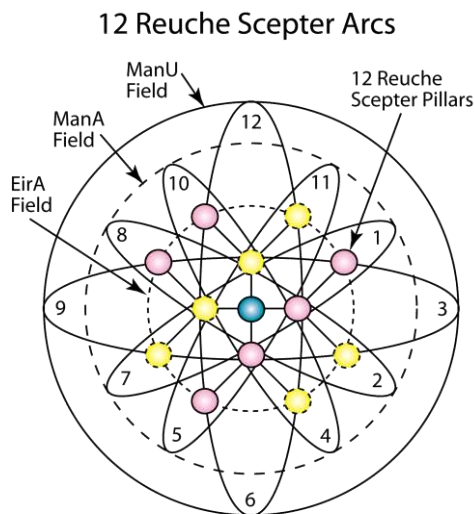


Figure 22c

The Cosmic Arcs

Through vibrational interaction with the Amoraea Wave Pillar, the Ecka ManU Flame, the 12 Reuche´ Scepter Pillar Columnar Waves bend toward the Reuche´ center to form 12 Arcs of Consciousness: 6 EirA force arcs and 6 ManA force arcs. These are collectively called the 12 Reuche´ Scepter Arcs. The EirA and ManA Force arcs pass through the ManU Window at the Reuche´ center, blending and replicating their vibrational content, within the Ecka ManU Flame to form 12 rotating scalar standing columnar wave discs of bi-polar EirA-ManA consciousness called the **12 Reuche´ Scepter Shields**. These are linked together through a central tri-polar shield wave disc composed of blended ManU, EirA, and ManA Force called the **Cosmic Shield of Amoraea** that forms within the central Ecka ManU Flame.



Through vibrational interaction with the Amoraea Wave-Pillar Ecka-ManU Flame the 12 Reuche Scepter Pillar Columnar Waves bend toward the Reuche center to form 12 Arcs of Consciousness, 6 EirA force Arcs and 6 ManA force Arcs that are collectively called the 12 Reuche Scepter Arcs

©A'shayana and A'zayana Deane, 1999-2006 All Rights Reserved

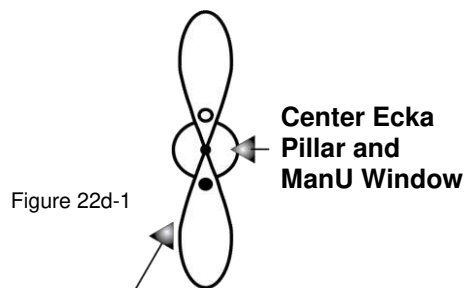
Figure 22d

We have 12 Scepter Shields and we have the ManU Window and the Amoraea Shield at the *core*. Each of the 12 Reuche´ Scepter Shields forms a living circle of counter-rotating God Force: the EirA scalar standing waves form a counterclockwise rotating scalar field that receives God Force consciousness from the Reuche and Yunasai Field and contracts it back to God-Source through the ManU Window for demanifestation.

The ManA scalar standing waves form a clockwise rotating scalar field that transmits new pulses of God Force from the ManU Window, expands it into the Yunasai and Reuche´ Shields for manifestation. The synchronized rotation of the 12 counter-rotating Reuche´ Scepter Shields held perpetually together through the central Shield of Amoraea brings into being the *first expression* of God Force Consciousness as an electro-magnetic force, the *living primal life force current* from which all manifest worlds emerge.

What we have at this point are the 12 Reuche´ Scepter Pillars with the ManU Window at the core. The pillars begin to arc towards and away from the center and they begin to move, to interact with the center, creating waves of current that flow into and out of the center. This is represented by Figure 22d. We have the 12 Reuche´ Scepter Arcs. We have the 12 Reuche´ points, 6 ManA, 6 EirA, each forming a Shield. The ManA ones rotate clockwise; the EirA ones rotate counter-clockwise.

Each opposite pair of Reuche´ Pillars has opposite polarity. If we look at the opposition of the pairs of Reuche´ Pillars we can see that they form EirA-ManA pairs. Each pillar interacts with the center, creates a circulation of current--vast arcs of current that circulate through the pillar into the core, out through the opposite point, back through the core and back to the other pillar. Figure 22d-1 shows this arc of current flowing through the Scepter Pillar, through the ManU Window and through the opposite Scepter Pillar.



1 Reuche´ Scepter Arc & its Parallel Arc

It is a vast circulation of current through the Scepter Pillars. We have this intricate interaction between the pillars and the core creating these arcs of current that are flowing between the pillars and the core. Therefore, each pair of opposite pillars forms a pair of Scepter Arcs that interact with the core and cause these currents to flow. And these currents, in turn, manifest another level of order within creation.

The flow of these currents begins to manifest what is referred to as Cosmic Merkaba, the *flow of Life Force current into and out of creation*. What we are coming to now is the very high-level flow of pure primal life force current, where it emerges within the Source process of creation, how it structures Merkaba and the flow of Primal Life Force Current at all the lower levels in creation.

Cosmic Merkaba

The perpetual rotation of the 12 Reuche´ Scepter Shields and the Amoraea Shield create perpetual motion living circuitry system of God Force as electro-magnetic current that forms 12 smaller bi-polar Reuche´ Scepter currents that are intertwined through the *central tri-polar current* of the Amoraea Shields. As the Scepter Shields rotate around the axis of the rotating Central Amoraea Shield, the Ecka ManU Flame separates the counterclockwise rotation or contracting EirA currents from the clockwise rotating or expanding ManA currents, as the Amoraea Shield holds the two polarized currents in direct relationship with each other, forming 2 counter-rotating spirals of polarized EirA and ManA God Force current within the Ecka ManU Flame. These are held together and interwoven through the Amoraea Shield.

The EirA spiral contracts God Force in from the Ecka ManU Flame, sending it towards the center point ManU Window, creating a negative electrical current which creates the effect of magnetic force and gravity. At the same time, the ManA spiral expands God Force from the center point Ecka ManU Flame, creating a positive electrical current. The synchronized perpetual rotation of the EirA and ManA currents creates the first Cosmic Merkaba Field: the Amoraea Merkaba. *Mer* means God-Force Movement; *Ka* means God-Force Expression; and *Ba* means Body or Vehicle. This is the first emergence of Merkaba structure within the creation process.

Amoraea Merkaba

The primary Merkaba that emerges within the Core Creation Process is the Amoraea Merkaba. The Amoraea Merkaba is built upon the Base 12, 24 point mathematical program of the Cosmic Kathara Grid. This contains the 12 points of the slower-vibrating EirA Krystallah Kathara Grid within the *core*, forming the geometrical shape of a 12 point, 12 plane counterclockwise rotating Merkaba scalar wave spiral, the bottom spiral of the Merkaba Field.

The Krystallah at the core forms the magnetic base spiral for this very large Cosmic Merkaba. The larger ManA Kristos forms the upper electrical spiral. The counter-rotation of the two spirals manifests the original expression of Kathara within cosmic structure. Together the EirA and ManA Merkaba spirals create the 24 point, 24 plane Base 48 form of the singular Cosmic Amoraea Merkaba Field.

First Down-step

The intricate procedures by which the Amoraea Merkaba Field is formed are replicated and repeated by the God Force currents through several stages of down-stepping, to create within the first Merkaba Field the smaller Merkaba Fields, or living consciousness energy fields, within which a multitude of electromagnetic manifestation domains form.

Each 12-point Kathara Grid that forms 1 of the 2 Cosmic Kathara Grids from which the 24-point, 24-plane Cosmic Amoraea Merkaba Field is created, replicates, polarizes and vibrationally down-steps to form a pair of smaller Base-12 Kathara Grids. Each of these in turn forms a 6-point, 6-plane Merkaba spiral. Together these form a 12-point, 12-plane Base-24 Eckasha-level Merkaba Field. So, from the first down-step, one 24-point, 24-plane Base-48 Amoraea Merkaba forms two 12-point, 12-plane Base-24 Eckasha Merkaba Fields.

Second Down-step

At the next level, the 2nd down-step, the 2 Eckasha Merkaba Fields in turn form four 6-point, 6-plane Base-12 Bi-Veca Merkaba Fields. And then the next level of down-step again.

Third Down-step

On the 3rd down-step, 4 Bi-Veca Merkaba Fields form eight 3-point, 3-plane Base-6 polarized Merkaba spirals called Veca Merkaba Spirals. This is the level of Merkaba we encounter in first meeting Merkaba Spirals in the Kathara 1 material, where we see the two pyramid structures, each with 3 sides.

Recap

We have at a very high level, the interaction of the EirA and ManA ...the Reuche´ arcs create a circulation of current within the Cosmic structure. The Kathara Grids, the Kristos and the Krystallah in turn have a motion associated with them, and this motion creates the original, the first expression of Merkaba.

The combination of the two Kathara Grids manifests the large Amoraea Merkaba Field between them. The upper Kathara Grid manifests the electrical spiral of the Amoraea Merkaba. The Krystallah manifests the magnetic lower spiral of the Amoraea Merkaba. This Merkaba down-steps at this level through a sequence. The Merkaba spirals split, just as we saw the Kathara Grids moving down through a sequence of smaller structures. The Merkaba activity in turn splits forming a number of smaller expressions of the original Merkaba.

We have the 24-point Merkaba, the 12 and the 12, splitting to form a 12-point Merkaba, splitting to form a 6-point, splitting to form a 3-point Merkaba Fields. At the 3-point Merkaba Field level we are down to the level that we see in our local universe. We are down to the Veca Merkaba Spirals we see in the original Merkaba diagrams in Kathara 1. At the high level of Merkaba activity, where the Merkaba spirals are based on Kathara Grids, we have a Merkaba Spiral using the Kathara Grid as a base. It has 6 faces. The smaller Kathara Grid at the center also forms a Merkaba Spiral. The interaction of those two Merkaba Spirals based on the Kathara Grid (rather than based on a triangle) creates a more sophisticated form of Merkaba, referred to as a Cruxansatea Merkaba.

Where we get Merkaba Fields, where we get Merkaba spirals rotating in relation to each other, the counter-rotation of the 2 Merkaba Spirals creates a common space at the core. The point of intersection at the core of the Merkaba Spirals creates a space, an oval space that constitutes the Radial Body, a Radial Body at the core of the Merkaba. Where we have Merkaba spirals in motion, the space at the core of the Merkaba spirals generates a Radial Body and that creates another level of structure within the cosmic process.

This is all part of the Cosmic Clock, the **Shield of the Veca**. For each level there would be a shield. Each *shield* is the Cosmic Clock for that particular part of creation, and we are literally having a reset all the way down, where there is going to be a realignment to its original alignment, because there was a lot of things that got out of natural alignment.

What is Merkaba?

A Merkaba is a wave field that forms around the body. It forms because of the way the Primal Life Force Currents - EirA, ManA and ManU currents and their breakdown, spiral through the Kathara template in your shields. It is because you have scalar shields that spin and allow consciousness to spin itself into and out of manifestation that you have a Merkaba field. The shields create the Merkaba fields - the spinning of the shields - it occurs as life force currents move through the Kathara Grid.

Merkaba fields are the circulatory system by which your Kathara Grid template and your shields move the energy through your body. The top Merkaba field takes ManA energy, which is a base electrical energy, spins clockwise when it is functioning naturally on its Christos spin, and it spirals the energy down through the Kathara Grid in the body and all the body systems.

Its correspondent is the EirA Merkaba field which is the one on the bottom. It spins counterclockwise and brings EirA frequency up from Earth's core and spirals it in a counterclockwise rotation through the body and sends it out that way. The top (male) Merkaba sends the frequency down through you feeding your system with ManA energy and keeps going into the earth and out the other side of the earth and into the planetary, galactic and universal shields. So our Merkabas are connected to the planetary Merkaba.

Everything in manifestation has a Merkaba field or it would not be in manifestation. They are part of the natural, living, breathing system, energy-breathing system, that sustains life in the Time Matrix, sustains the Time Matrix itself. That is how it gets Life Force currents fed into it so it can be in manifestation. Merkaba fields are conscious because the energy that is spiraling through them is consciousness as well.

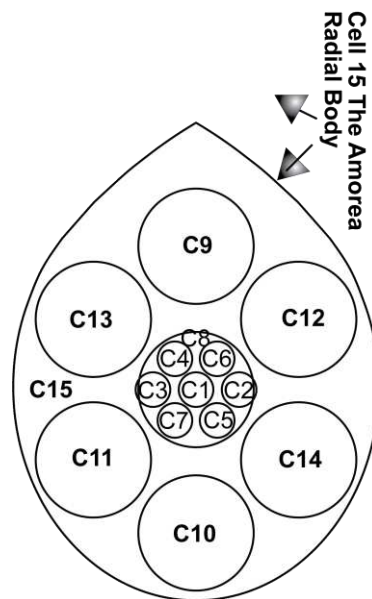


Figure 22e

Merkaba fields build through the formation of spiraling frequencies that emerge from the levels of your shields that you activate. If you have a full Maharic Shield activated,

you have a full Avatar Merkaba which is called a **Mahunta Merkaba**, and that can get you further places than in the lower worlds we are in, and also through some of the higher worlds.

We now come to the final level of structure within this process. From the Merkaba activity within the cosmic structure we next move to the Radial Bodies, the God Cells and the Cosmic Egg.

Radial Bodies and Eckasha God-Seed

Through the perpetual spin of the counter-rotating electromagnetic God-Force Currents, within the Cosmic Amoraea Merkaba Field, the 15 Cosmic Spheres or 15 God Cells of the Cosmic God-Seed are formed. The force and counter-force of the EirA and ManA Merkaba spirals create within the center of the Merkaba field, which is within the Ecka ManU Flame at the Reuche' center, a perfectly balanced spinning electromagnetic force field in the shape of an elliptical sphere that is called the *Form Constant*. It is basically an egg structure at the core of the Merkaba spirals. This is an electrostatic cosmic *holographic Radial Body*...this is the emergence of the Radial Bodies.

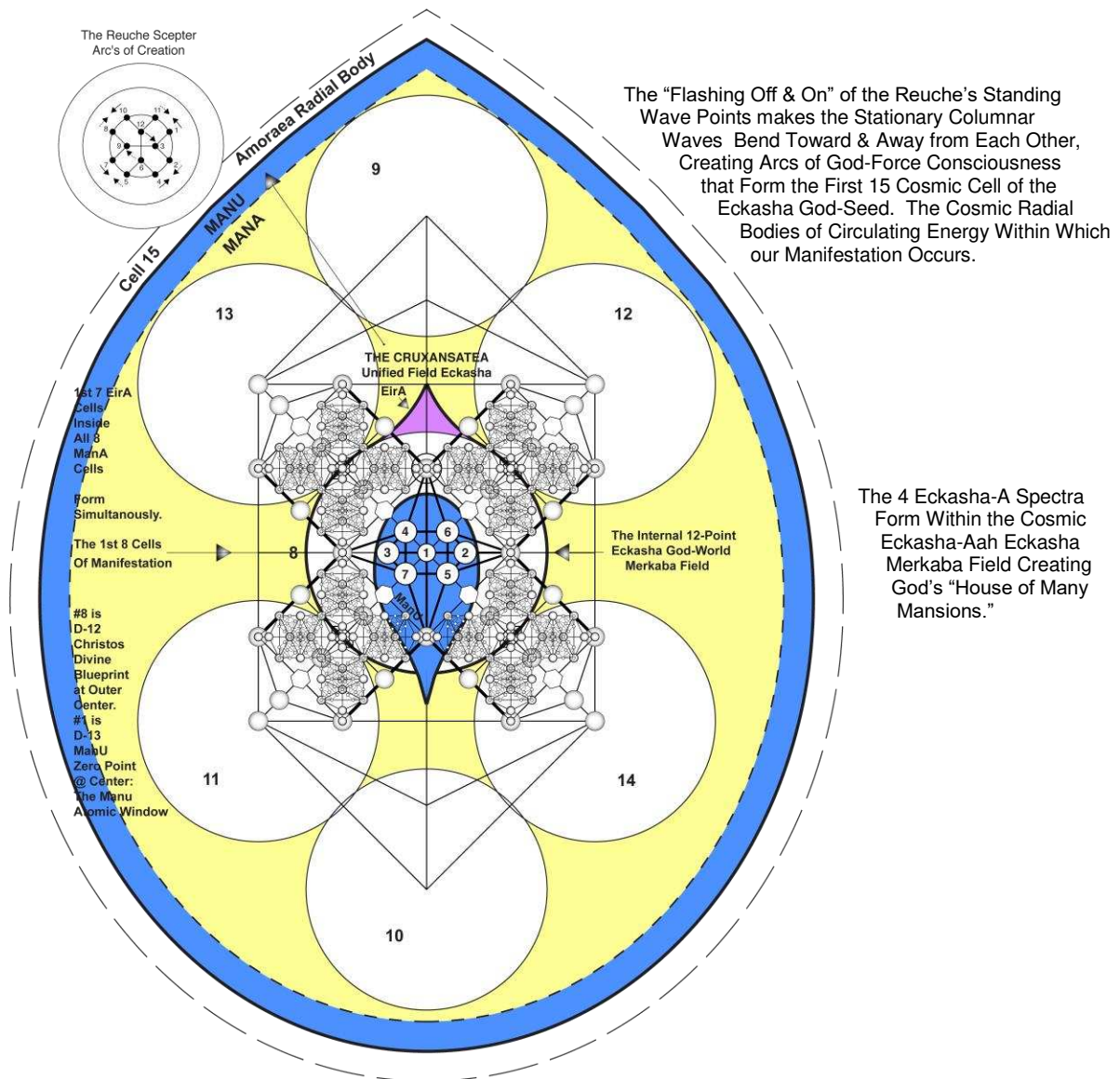


Figure 23: The Eckasha God-Seed & Cruxansatea

Formation of the First God Cell Sphere within the Amoraea Merkaba sets in simultaneous motion the Merkabic down-stepping process, which down-steps, creating in the center of its Merkaba field another holographic Radial Body God Cell. The first down-step creates 2 additional God Cells. The 2nd down-step creates another 4 God Cells. The 3rd down-step creates the last 8 God Cells for a total of 14 God Cell Radial Bodies. And these are expanded within the original first God Cell, the Cell of Amoraea, which is known as the 15th Cell.

We have the 15th Cell on the outside. We have 7 at the center plus the one that encompasses them, making 8. Then we have the 6 outer cells, making up 14. Then we have the outer cell which encompasses all of those, which make up 15, 15 God Cells.

Through down-steps 1 and 2, God Cells 2 to 6 form within the First Cell Amoraea Radial Body within the Ecka ManU Flame, ManU Window Reuche´ Center Point or Zero Point. They create the core or the Yolk of the Cosmic Egg.

The final 8 God Cells form from the Ecka ManU Flame Zero Point within the center of the Amoraea Radial Body Yolk; expanding the cluster of the 1st 7 Yolk cells outward to become the Cosmic Egg, as the last 8 Cells become the yolk at the center of the Amoraea Radial Body.

The first 7 Cells expand to become the last 7 Cells as the original last 8 Cells emerge from the Zero Point Center to expand the original first 7 cells into externalization.

Through the intricate working of the merkabic holographic Radial Bodies and the ManU, EirA and ManA Divine Trinity of God Force Currents, the first 15 Eternal God Cells come into being, within the Ecka ManU Eternal Flame. This causes the Ecka ManU Flame scalar columnar standing wave to expand outward from within itself, forming a stationary scalar spherical standing wave of ManU God Force called the *Cosmic Amoraea Crystal*, a Cosmic Thought Crystal, Radial Body stationary scalar standing wave, in the shape of an elliptical sphere or Cosmic Egg, surrounding perpetual creation that takes place within its core.

In fulfillment of the Base 12 Eternal Life mathematical geometrical creation program held within the Cosmic Kristos Divine Blueprint, the process of 6 down-steps that formed the original Cosmic Egg is repeated once more within the Amoraea Crystal, forming a total of 12 down-steps through which the microscopic replica of the Universal God-Seed with 15 smaller universal cells that form the structure of 15-Dimensional Time Matrix systems within the God Worlds formed through the Cosmic God-Seed.

The Cosmic God-Seed forms the Eckasha-Aah in down-step 1, the Eckasha-A in down-step 2 and the Eckasha Core, Higher and Middle God Worlds in down-step 3. The Universal God-Seed in turn down-steps through stages 7 and 12 and forms the clusters of 7 Higher and 7 Lower Heavens of the lower God World Universal Veca Time Matrix systems.

We have the emergence of the Merkaba activity generating the Radial Body, which in turn generates cells, and the *down-stepping of these cells creates the Core Seeds* for the Universal levels at the lower levels in creation. Figure 23 is another diagram of the God Structure, the structure of the Eckasha God-Seed. There are 7 God Cells at the center, plus the 8th Cell that encompass them, plus the 6 outer Cells, plus the 15th Cell that surrounds everything.

Where are We?

So “where are we?” In Figure 24 we have a breakout to see the Eckasha-Aah level Kathara Grid from the previous diagrams that encompass the large scale structure of our universe.

We exist within the Eckasha-Aah. We exist within an Eckasha-A quadrant or Spectra within that. We exist within an Eckasha Corridor within that. We exist within a Veca quadrant in that Eckasha structure. Figure 24 shows our local Eckasha-Aah, our local Eckasha-A, our Eckasha, our Veca Quadrant and Density 1. So where are we? We exist within the Eckasha-A Spectra 3, Eckasha corridor 4, Veca Quadrant 4 and Density level 1 of that. We do have relationship with other Eckashas. See Figure 24 below, bottom right.

THE CORE GOD-WORLD ECKASHA-Aah Of which our reality system is a part

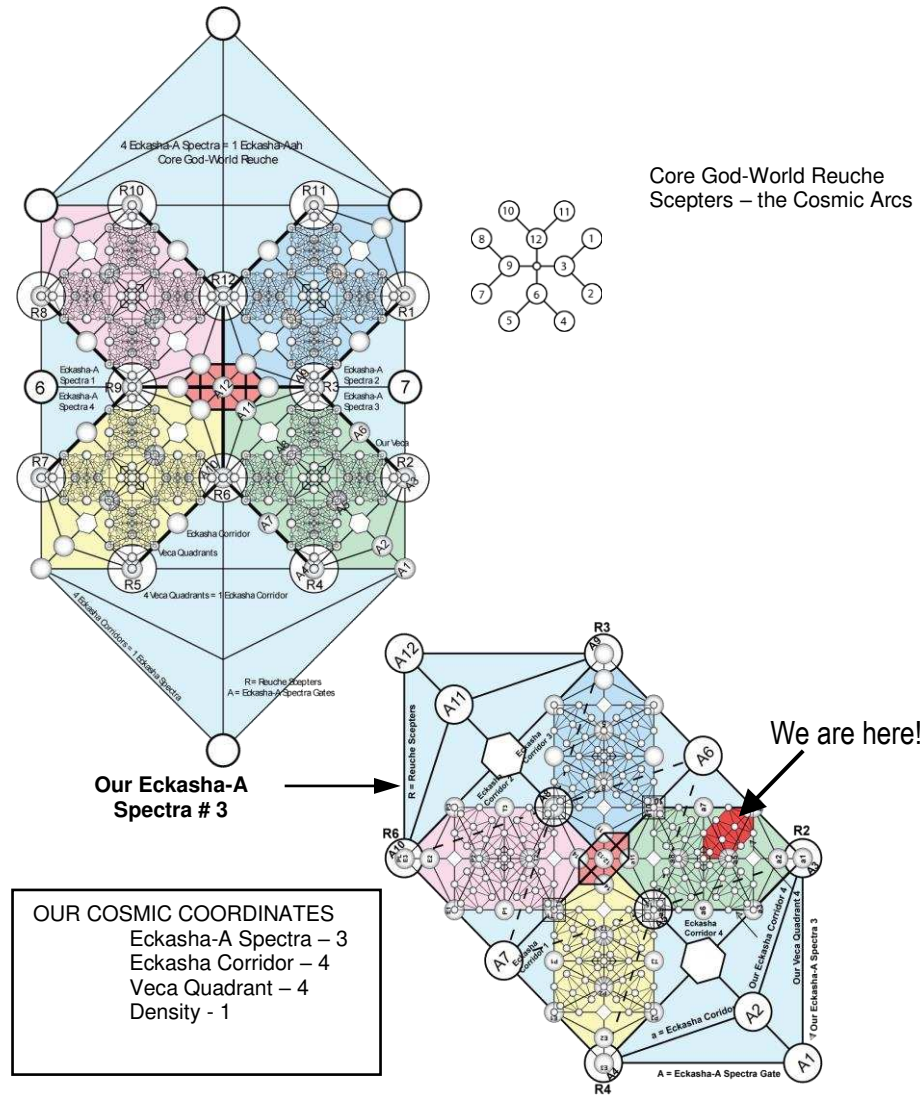


Figure 24: The Core God World Eckasha-Aah

Synthesis

We followed the progression beginning with the Original Fields of Creation: the ManU, ManA and EirA, manifestation of the Kristos and Krystallah, the *primary* Kathara Grids. The interaction of these primary Kathara Grids creates quadrants, universes emerge within those quadrants, each of those Universes represented by its own outer Eckasha and its own inner Ecka Core. The interaction between those generates another level of detail within our universe, creating sub-structure, each sub-structure represented by an Eckasha with its own inner Ecka Core and its own set of quadrants.

We move down through 3 levels of structure to arrive at our local Veca Universe, with its quadrants, its Particum/PartikA sides, and its inner Ecka Core. The term stair-step provides a valuable key to the process, because as we progress up through the density levels within our local universe, we gain access to the inner Ecka Core; move up through the Core to the Eckasha level. Within this Eckasha level, we again progress through the density levels of that Eckasha into its inner Ecka Core, up into the outer Eckasha, that encompasses that, and we have arrived at a higher level in the Cosmic structure. Again move into the Ecka Core, up to the outer Eckasha and then we access the primary fields within creation. So there is this stepping process by which we can step up through the cosmic structure and a similar process by means of which we step down through it.

A point of interest is that *we do have bodies for ourselves at every level*. When Source puts consciousness into manifestation in the Cosmic structure, it creates bodies to house that consciousness at every level. So we do have bodies at every level, which in this structure is represented by the Eukatharista body. This is a synthesis of our bodies at every level in the Cosmic structure. It is something that is covered in greater detail in Kathara 2/3. But if we look at the structure of the Eukatharista bodies, we can see that the angular alignments correspond to the angular orientation of the cosmic structures at every level in creation. You can see that the density level bodies align with the density grids, the Ecka levels align with the Ecka, the Eckasha levels align with the Eckasha, the Eckasha-A levels align with the Eckasha-A, and so on.

If you examine the diagram for the Eukatharista bodies, you will see a very close correspondence with the cosmic structure of the God Worlds. We have relationship to this local structure. When we use the Dial-up Sequence, for example, we are actually progressing through our local connections in the Cosmic structure.

There are a few points of potential confusion. We can get confused, as to where our parallel is. We have parallel universes at the Veca level; we have parallel Eckas and Eckashas at the Ecka and Eckasha level. For example, our Veca has relationship to its Ecka Core, which, in turn has relationship to the outer Eckasha which encompasses it. That in turn has relationship to the parent Eckasha-A structure that houses the Eckasha.

Another level of structure arises in relation to the EtorA and AdorA sides of our universe. This isn't shown in the diagrams but is of significance. Basically the Veca – Ecka structure of our universe is further replicated into two versions. These are superimposed over each other but are differentiated by having opposite spin. Speaker 1 uses the analogy of a dinner-plate. One universal structure sits on one side of the plate and the other on the opposite side. Our Veca – Ecka universal structure resides on the EtorA side. Its polar opposite on the other side corresponds to the AdorA universal structure.

When we work with the Dial-up Sequence²¹, we are progressing up through our side of the Ecka-Eckasha Structure, to access the Addondra Flame. This is a flame at the center of our Eckasha-A. We access that Addondra Flame at the center of our Eckasha-A and then we come down the other side, what's referred to as the AdorA structure.

Within our Ecka-Veca-Eckasha Universe configuration, we have the Eieyani races in the Ecka, the EyanA races in the Eckasha. We have the LE-eTOr-A Flame at the center of our Ecka, the EtorA Flame at the center of the Eckasha, and we have the Addondra Flame at the center of our Eckasha-A. In our Parallel AdorA, we have the AdonA races in the Eckasha, we have the AdonE races in the Ecka. At the Veca level on the AdorA side we have the AdonI races. We have the Le-AdorA Flame at the AdorA Ecka level and the AdorA Flame at the Eckasha level. Those are the correspondences that we use in the Dial-up Sequence. So we are traversing our local structure and traversing different parallel levels in our local structure.

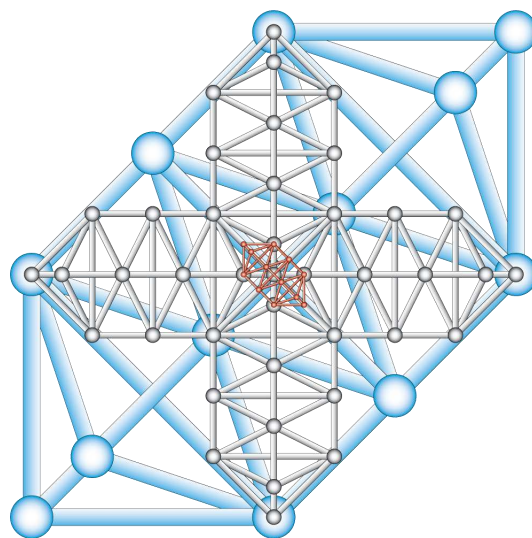
²¹ Dial-Up Sequence can be found in the MCEO Psonn Book, available through www.azuritepress.com

The other point of interest is that the structure is basically holographic in nature. The whole is contained in the parts at every level. If we look at the Primal Sound Fields, we could think that the Primal Sound Fields are only accessible at the top levels of creation, but in fact the Primal Sound Fields are replicated at every level in the structure. They are replicated at the Veca level, at the Ecka level, the Eckasha level, all the way up through the structure.

We have a DNA template connected to a chakra system, connected to an Axiatonal line system, connected to a Kundalini system, connected to an Antahkarana system, connected to a Maharata system, connected to a Kee-Ra-ShA system, connected to a Khundaray system, connected to the God Worlds.²² We can access the ManU, ManA, and EirA currents, the Primal Light and Primal Sound Fields at every level within the structure. The structure is holographic, that means the whole is represented in all parts. All the levels of the structure are replicated or interwoven through all of the parts.

We are not separate from Source; we have a very direct relationship to Source. Creation isn't something that was done to us; we are not victims in Creation. We are an active part in Creation, we are Creators within Creation. Part of our Stewardship in Creation is that we understand and acquaint ourselves with the structures and are able to work with them.

Knowledge of the God Worlds honors our connection to Source.




“The Yunasai is not something you go to; you are taking place within it.”

(A'sha, Introduction to Keylontic Morphogenetic (Matter Template) Science

²² UK Dance for Love

SOURCES

1. *The Evolutionary Path of Human Consciousness: Secrets of the Melchizedeks & Guardian Races*, NYC, Sep 1999 (EP/2DVD – or – EP/4CD)
2. *Introduction to Keylontic Morphogenetic (Matter Template) Science Workshop & Handbook*, 1999 (KS/DVD+HB)
3. *Three Primary Visitors' Agenda*, San Jose Expo, Aug 2000
4. *Mechanics of Manifestation – Embodying Your Heroic Future* – Introducing the Bi-Veca and Tri-Veca Codes, Fourth in the Series. Sarasota, Sep 2001. (MM/6DVD – OR – MM/12CD)
5. *Condensed Presentation of Dance for Life 1 & Dance for Love 2 – plus – Secrets of Metatron*, England, Jun 2002 (DFL-UK/18CD)
6. *Dance for Love – The Second 36 Elements of Spiritual Mastery: The Inner Keys to the Lower, Middle & Hghger God-Worlds*, Greece, 2002 (DFL2/6DVD – OR – DFL2/17CD)
7. *The Science and Spirituality of Creation*, Seattle, 2003. (SSC/6DVD+HB – OR – SSC/12CD+HB)
8. *Sacred Sexuality & The Art of Divine Relationship – Divine Coupling-Intimations, Explorations & Cosmic Connection*. Part Three of a three part series. Virginia Beach, Oct 2006 (SSAR-3/6DVD)



“We are all taking place in the mind and heart of God. We are all existing within God Source. God is not outside there some place. There is a point where science and spirituality come together and the point is consciousness, because consciousness is an energetic substance.

God is made of substance, not something intangible that you cannot conceive of. It is a structure of consciousness that is made of substance. There is no difference between the substance that your body is made of and the Body of God.

They are all the same substance.”

(Speaker 1, Evolutionary Path of Human Consciousness)

THE Eckasha-Aah 1st GOD-WORLD OF CREATION
The 12 Divine Scepters and the Reuches

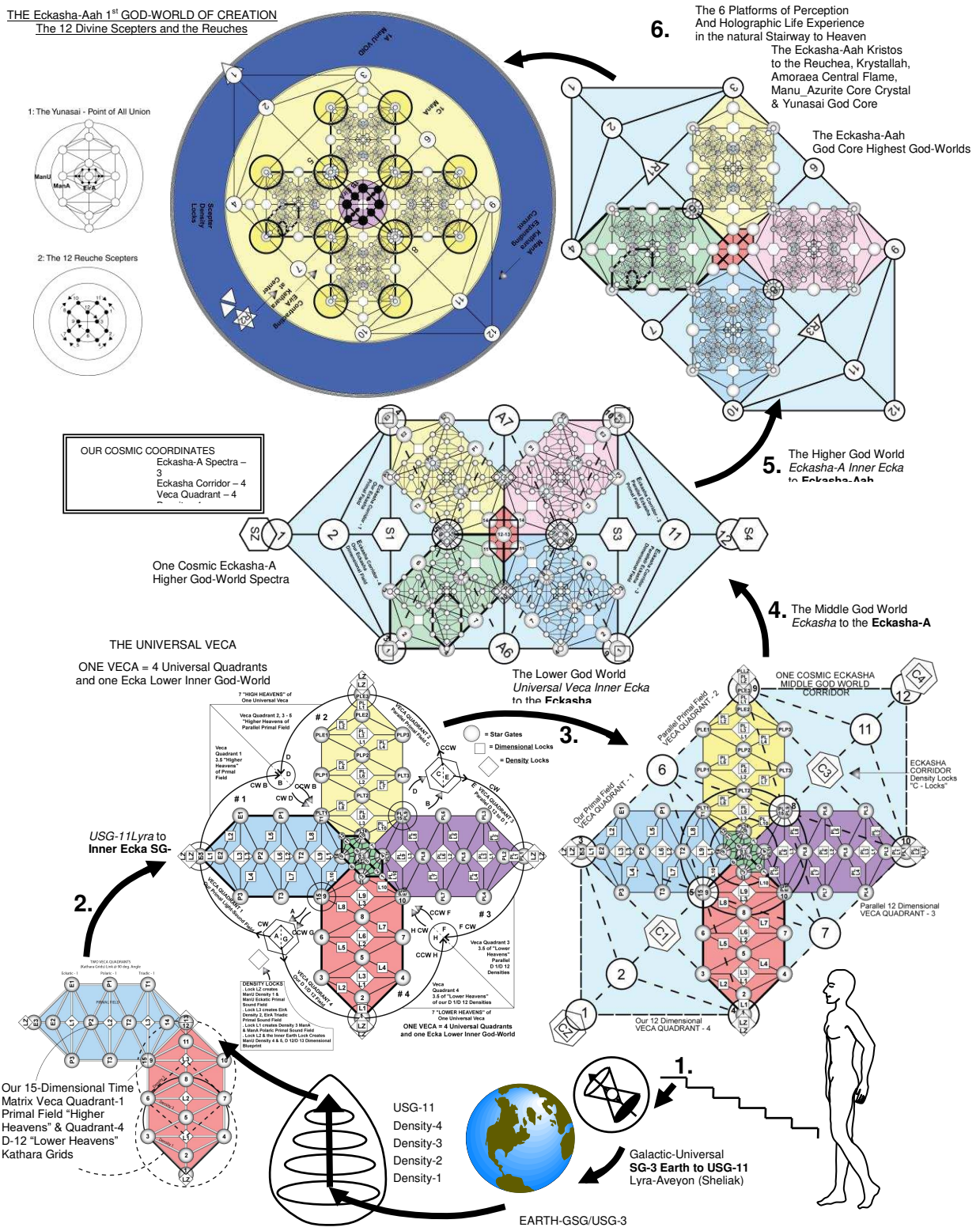


Figure 25: Stairway to Heaven

“So there is a very specific set of frequencies that are made of very specific types of standing scalar waves. An eloquence in the design of the cosmos - so beautiful - all the pieces really do fit.”

(Speaker 1, Science and Spirituality of Creation, Seattle 2003)